



[Manuals.plus](#) /

› [Jolydale](#) /

› Jolydale 10x12ft Hardtop Gazebo Instruction Manual (Model G30014)

## Jolydale G30014

# Jolydale 10x12ft Hardtop Gazebo Instruction Manual

Model: G30014

---

## INTRODUCTION

This manual provides detailed instructions for the assembly, operation, and maintenance of your Jolydale 10x12ft Hardtop Gazebo. Please read all instructions carefully before beginning assembly and retain this manual for future reference. Proper assembly and care will ensure the longevity and safe use of your gazebo.



An assembled Jolydale 10x12ft Hardtop Gazebo providing a shaded outdoor living space.

## SETUP AND ASSEMBLY

The assembly of this gazebo typically requires a minimum of four to five people and can take approximately four hours to complete. Ensure you have all necessary tools and components before starting.

### Required Tools:

- Wrench
- Electric Screwdriver
- Step Ladder
- Hammer
- Tape Measure
- Pistol Drill

### Assembly Video Guide:

Official installation video demonstrating the step-by-step assembly process for a gazebo, including frame construction and roof panel installation.

## Key Assembly Considerations:

- **Frame Construction:** The gazebo features a sturdy aluminum frame with pre-drilled holes for stable installation.
- **Roof Assembly:** The galvanized steel double roof is designed for durability and weather resistance.
- **Anchoring:** Ensure the gazebo is installed on level ground. Robust anchoring brackets with pre-drilled holes are provided for secure mounting to various surfaces.

# 12FT X 10FT

Galvanized Double-roof Hard Top  
Ventilation Gazebo

## PRODUCT DIMENSION

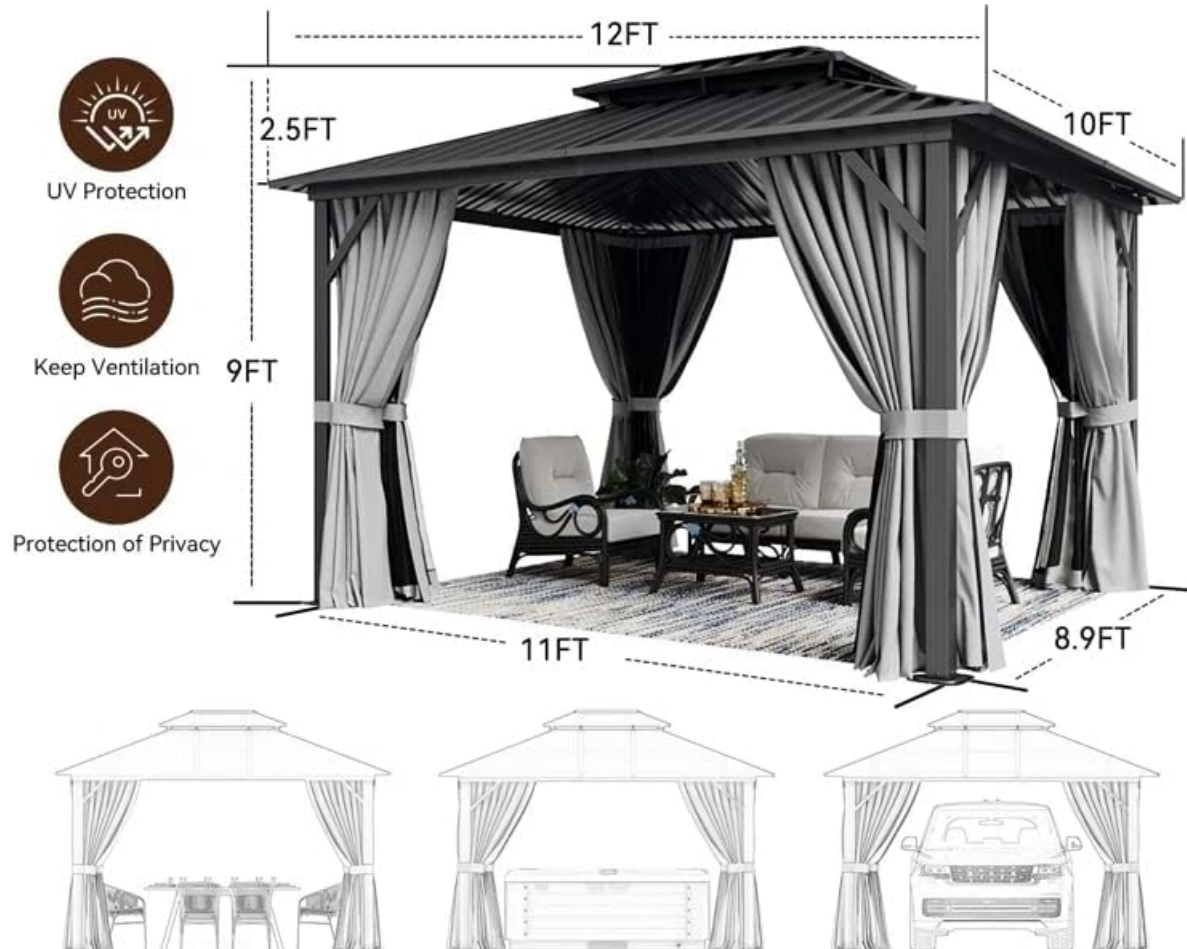


Diagram showing the length, width, and height dimensions of the 10x12ft galvanized double-roof hardtop gazebo.

## OPERATING INSTRUCTIONS

### Netting and Curtains:

The gazebo is equipped with a two-track system for both mosquito netting and privacy curtains. The mesh netting provides good ventilation and protection from insects, while the privacy curtains offer enhanced privacy and additional weather protection. Both can be easily opened or closed using zippers and tracks.



An illustration demonstrating the dual-track system for the mosquito netting, which maintains air circulation and blocks insects, and the privacy curtains, offering privacy and weather protection.

**Double Top Roof Design:**

The double-layer roof design reduces air pressure and promotes air circulation, contributing to a comfortable environment within the gazebo. It also allows sunlight to pass through while blocking harmful UV rays.

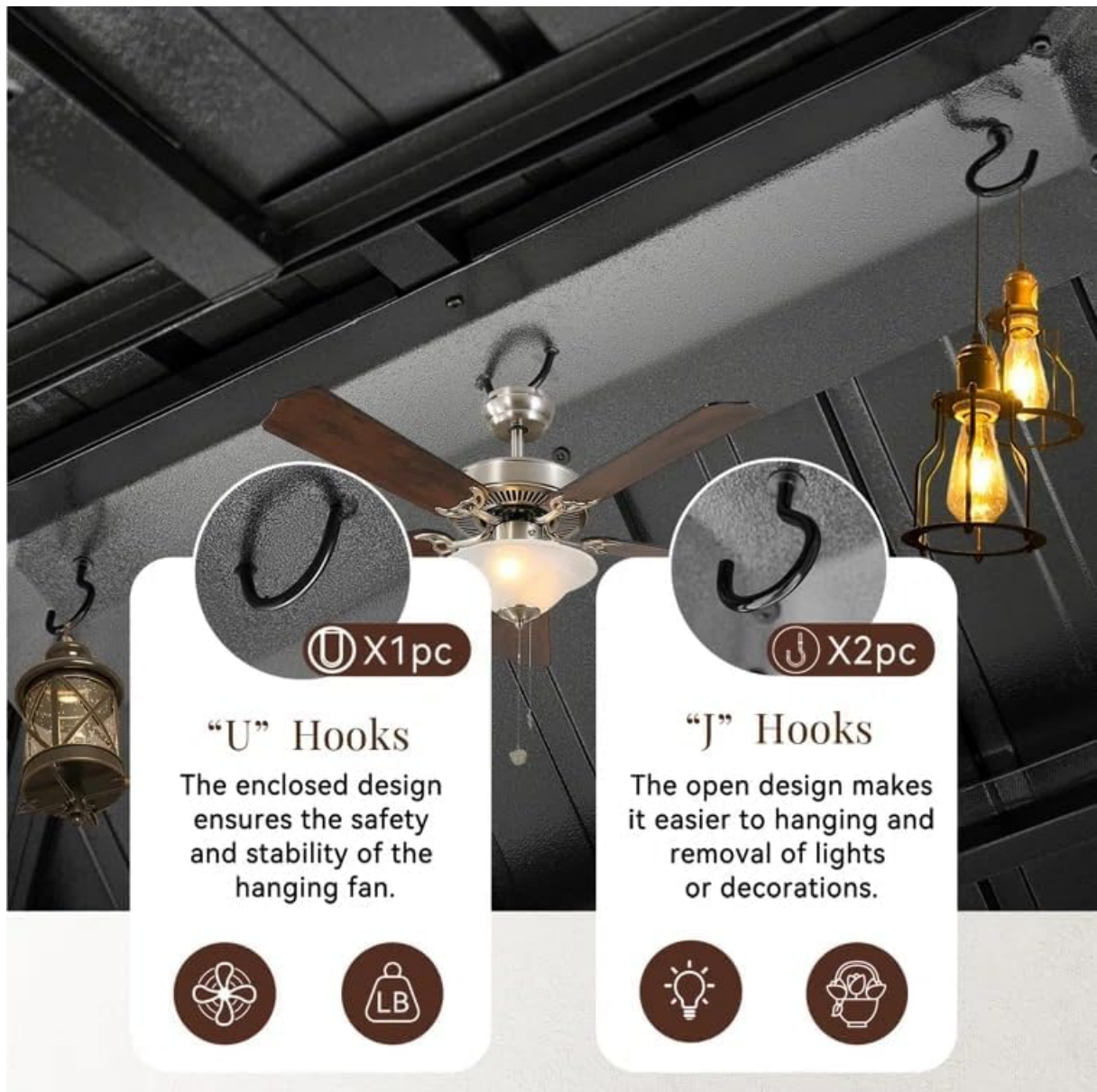
# DOUBLE TOP DESIGN



Close-up of the double-layer roof design, highlighting the central net for promoting air circulation, blocking UV rays, and facilitating rainwater drainage.

## Integrated Hooks:

The gazebo roof includes three hook locations: one central 'U' hook for hanging a fan and two 'J' hooks on either side for lights or other decorations. The 'U' hooks feature an enclosed design for safety and stability, while 'J' hooks offer easy hanging and removal.



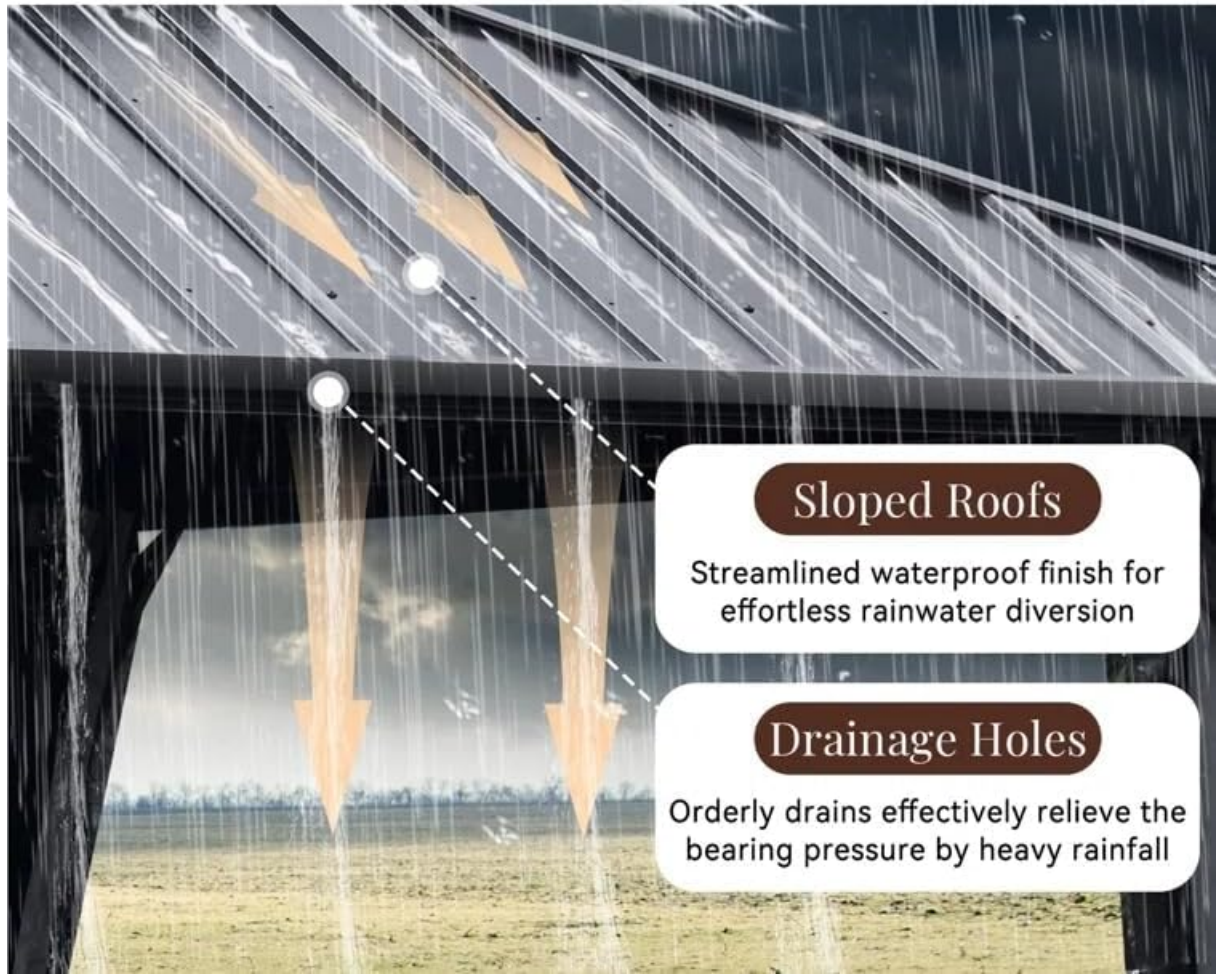
Detail showing the enclosed 'U' hooks for stable fan hanging and open 'J' hooks for easy attachment and removal of lights or decorations.

## MAINTENANCE

To ensure the longevity and appearance of your Jolydale Hardtop Gazebo, regular maintenance is recommended.

- **Cleaning the Frame:** Wipe the aluminum frame with a damp cloth and mild soap. Rinse thoroughly and dry to prevent water spots.
- **Cleaning the Roof:** The galvanized steel roof can be cleaned with water and a soft brush to remove debris. The sloped design and drainage holes facilitate water runoff, minimizing accumulation.
- **Fabric Care:** The netting and curtains can be spot cleaned with mild soap and water. Ensure they are completely dry before zipping them up for extended periods to prevent mildew.
- **Seasonal Inspection:** Periodically check all bolts and connections to ensure they remain tight, especially after strong winds or heavy weather.

# EXCELLENT DRAINAGE SYSTEM CAN



A visual representation of the gazebo's sloped roof design and integrated drainage holes, engineered for efficient rainwater diversion.



Visual depicting the gazebo's performance under various weather conditions: 99% UV protection in sun, wind resistance (31-38Mph) in rain, and ability to withstand up to 4 inches of snow.

## TROUBLESHOOTING

No specific troubleshooting information is provided in the product details. For any issues encountered during assembly or use, please refer to the detailed instructions provided in the setup section or contact customer support.

## SPECIFICATIONS

Feature	Detail
Brand	Jolydale
Model Number	G30014
Product Dimensions	143.7"L x 118.1"W x 116.1"H (10x12ft)

Floor Area	120 Square Feet
Frame Material	Aluminum
Roof Material	Galvanized Steel
Color	Gray
Item Weight	270.7 Pounds
Water Resistance Level	Waterproof
Ultraviolet Light Protection	25
Assembly Required	Yes

---

## WARRANTY AND SUPPORT

Specific warranty details and direct support contact information are not provided in the available product data. For warranty inquiries or technical assistance, please refer to the product packaging or contact the retailer where the gazebo was purchased. You may also visit the [Jolydale Store on Amazon](#) for general brand information.

---

---