

Nilox Trailband

Nilox Trailband Smartwatch User Manual

Model: Trailband (8050162353751)

1. INTRODUCTION

The Nilox Trailband Smartwatch is designed to be a versatile companion for your daily life, offering comprehensive health and fitness monitoring, along with smart notifications. This manual provides detailed instructions on how to set up, operate, and maintain your smartwatch to ensure optimal performance.

Key features include a 1.44-inch display, heart rate, blood pressure, and blood oxygen saturation monitoring, sleep phase detection, and tracking of calories, steps, and distance. It is compatible with both Android and iOS smartphones, allowing you to receive notifications and control music and camera functions remotely. The device boasts a battery life of up to 5 days.

2. WHAT'S IN THE BOX

- Nilox Trailband Smartwatch
- 2 Colored Straps (one pre-attached, one additional)
- USB Charging Cable
- User Manual (this document)





Image: The Nilotx Trailband Smartwatch displayed with its two included interchangeable straps, one yellow and one black.

3. SETUP

3.1. Charging the Device

Before initial use, fully charge your Nilotx Trailband Smartwatch. Connect the magnetic charging cable to the charging contacts on the back of the smartwatch and plug the USB end into a standard USB power adapter (not included) or a computer's USB port. The watch display will indicate charging status.



Image: The back of the Nilox Trailband Smartwatch, highlighting the metallic charging contacts and optical sensors.

3.2. App Installation and Pairing

1. **Download the App:** Search for and download the "Fitpro" app from your smartphone's app store (Google Play Store for Android or Apple App Store for iOS).
2. **Enable Bluetooth:** Ensure Bluetooth is enabled on your smartphone.
3. **Open App and Pair:** Open the Fitpro app, create an account if prompted, and follow the on-screen instructions to search for and connect to your Nilox Trailband Smartwatch. The app will guide you through the pairing process.
4. **Grant Permissions:** Allow necessary permissions (e.g., notifications, location) for the app to function correctly.



Image: The Nilox Trailband Smartwatch displaying the current time, date, and various activity metrics such as steps and calories burned.

4. OPERATING INSTRUCTIONS

4.1. Display Navigation

- **Touchscreen:** The smartwatch features a touch-sensitive display for navigation.
- **Swipe Up/Down:** Scroll through menus and notifications.
- **Swipe Left/Right:** Access different functions or widgets (e.g., heart rate, steps).
- **Tap:** Select an item or confirm an action.
- **Side Button:** Typically used to wake the screen, return to the home screen, or access the main menu.

4.2. Health Monitoring

The Nilox Trailband Smartwatch provides several health monitoring features:

- **Heart Rate:** Measures your heart rate in beats per minute (BPM).
- **Blood Pressure:** Estimates your blood pressure.
- **Blood Oxygen Saturation (SpO2):** Monitors the oxygen level in your blood.
- **Sleep Monitoring:** Automatically detects and analyzes your sleep phases (deep sleep, light sleep, awake time).

Access these features by swiping through the watch interface or selecting them from the main menu. For accurate readings, ensure the watch is worn snugly on your wrist.



Image: The smartwatch display showing various health metrics, including heart rate, blood pressure, and blood oxygen levels.

4.3. Fitness Tracking

Track your physical activity with the following functions:

- **Steps:** Counts your daily steps.
- **Distance:** Estimates the distance covered based on your steps.
- **Calories:** Calculates calories burned during activity.
- **Exercise Time:** Records the duration of your workouts.

These metrics can be viewed directly on the watch or in more detail within the Fitpro app.

4.4. Notifications and Remote Control

Once paired with your smartphone, the smartwatch can display:

- **Call Alerts:** Incoming call notifications.
- **Message Notifications:** SMS and app messages.
- **App Alerts:** Notifications from various social media and other applications.

Additionally, you can use the smartwatch to remotely control your smartphone's music playback and camera shutter, typically found in the app's settings or a dedicated watch menu.

5. MAINTENANCE

5.1. Cleaning

Regularly clean your smartwatch and strap to prevent skin irritation and maintain functionality. Use a soft, damp cloth to wipe the device. Avoid harsh chemicals or abrasive materials.

5.2. Water Resistance (IP67)

The Nilox Trailband Smartwatch has an IP67 rating, meaning it is protected against dust ingress and can withstand immersion in water up to 1 meter for up to 30 minutes. It is suitable for everyday use, such as washing hands or light rain. However, it is not recommended for swimming, showering, or prolonged water immersion, especially in hot water or saltwater, as this may compromise the seal.

5.3. Battery Care

To maximize battery life and longevity:

- Avoid extreme temperatures.
- Charge the device regularly, but avoid leaving it fully discharged for extended periods.
- If not using the watch for a long time, charge it to about 50% before storing.

6. TROUBLESHOOTING

- **Device not turning on:** Ensure the device is fully charged. Connect it to the charger and wait a few minutes before attempting to power it on.
- **Cannot pair with smartphone:** Check that Bluetooth is enabled on your phone and the smartwatch. Ensure the Fitpro app is open and attempting to connect. Try restarting both the watch and your phone.
- **Inaccurate health/fitness data:** Ensure the watch is worn snugly on your wrist, not too loose or too tight. Clean the sensors on the back of the watch. Note that these devices are not medical instruments and provide data for reference only.
- **Notifications not appearing:** Verify that notification permissions are granted to the Fitpro app on your smartphone. Check the app settings to ensure notifications are enabled for the desired applications.
- **Short battery life:** Reduce screen brightness, limit frequent heart rate monitoring, and disable unnecessary notifications to extend battery life.

7. TECHNICAL SPECIFICATIONS




Feature	Specification
Model Name	Trailband
Item Model Number	8050162353751
Brand	Nilox


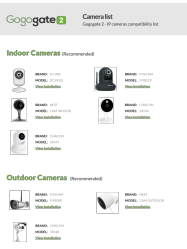

Screen Size	1.44 Inches
Connectivity Technology	Bluetooth
Wireless Communication Standard	Bluetooth
Battery Cell Composition	Lithium Polymer
Battery Life	Up to 5 days (typical usage)
Water Resistance	IP67
Operating System	Android Wear 2.6 (compatible with Android and iOS)
Item Weight	4.6 ounces

8. WARRANTY AND SUPPORT

The Nilox Trailband Smartwatch comes with a standard manufacturer's warranty. For specific warranty terms, duration, and support inquiries, please refer to the warranty card included with your product or visit the official Nilox website. Keep your proof of purchase for warranty claims.

Related Documents - Trailband

	<p>Nilox Electric Scooter V1 User Manual: Safety, Operation, and Maintenance Guide</p> <p>Comprehensive user manual for the Nilox Electric Scooter V1, covering safety instructions, operation, assembly, maintenance, troubleshooting, and technical specifications. Learn how to safely operate and care for your Nilox electric scooter.</p>
	<p>Nilox NXAIRPUMP Portable Electric Air Compressor Instruction Manual</p> <p>This manual provides comprehensive instructions for the Nilox NXAIRPUMP Portable Electric Air Compressor, covering setup, operation, features, troubleshooting, and safety guidelines for efficient and reliable use.</p>
	<p>Nilox UPS Premium SineWave 2000/3000 VA User Manual</p> <p>Comprehensive user manual for Nilox UPS Premium SineWave models (2000 VA and 3000 VA), detailing installation, operation, maintenance, and troubleshooting for reliable power protection.</p>

	<p>Nilox PS300 Portable Power Station User Guide</p> <p>User guide for the Nilox PS300 Portable Power Station, detailing its features, specifications, usage instructions, charging methods, troubleshooting tips, security advice, and environmental information.</p>
	<p>Gogogate 2 IP Camera Compatibility List</p> <p>A comprehensive list of IP cameras compatible with the Gogogate 2 system, including brands, model numbers, and installation resources.</p>
	<p>Comprehensive TV and STB Remote Control Code Lists</p> <p>A detailed list of remote control codes for a wide range of Television (TV) and Set-Top Box (STB) brands, essential for programming universal remote controls.</p>

Documents - Nilox – Trailband



A IFA 2024 Nilox fa il suo ingresso nel mondo Wearable

Tra le novità presentate in anteprima al salone berlinese transfig la tecnologia indossabile, per portare sempre con sé le proprie passioni

IFA 4.2 - Stand 306

Milano, 3 settembre 2024 - **Nilox**, brand di tecnologia per lo sport e la vita attiva del Gruppo Espritnet, annuncia in occasione di IFA il suo ingresso in una nuova categoria tecnologica: diventa infatti per la prima volta il concetto trasformato del suo prodotto "Nilox" "Nilox Wear" anche nel mondo dei dispositivi indossabili, ormai legata doppia filo a una nuova concezione di wellness e considerato sempre più come attesi fondamentali per il benessere quotidiano della persona.

"Nel monitoraggio della salute e nella creazione uno stile di vita salutare, la tecnologia è ormai un elemento chiave, che da essere "indossato" è interpellato costantemente, diventando così indispensabile per il consumatore", spiega Giovanni Testa, Direttore Generale di Espritnet. "Per questo abbiamo scelto di rispondere alle crescenti domande di smartwatch con una nuova linea che combini design, innovazione e sostenibilità, pensata per diventare soluzioni sempre più valide e smart per il proprio benessere e per l'attività fisica".

A IFA berlino dunque il suo debutto la nuova gamma Wearable del marchio italiano, composta da tre diversi modelli di smartwatch e due auricolari sportivi. Alla novità 2024 si affiancheranno il nuovo Watchband, la gamma aggiornata di action cam, gli ultimi modelli di monitoraggi sportivi perfettamente compatibili con la nuova tecnologia Nilox e le recenti linee A-Cargo, l'integrazione della tecnologia di scelta Trimax Italia.



NILOX TRAILWATCH

Con il suo display da 1,95 pollici, TRAILWATCH permette una semplice visione di una vasta gamma di contenuti, a partire dalle segnalazioni per il monitoraggio della salute (come saturazione del sangue, battito cardiaco, qualità del sonno) fino a quelle dedicate al controllo dell'attività fisica, grazie a una serie di modalità sportive preimpostate. Facilitato alla polvera e agli ostacoli, il Nilox Trailwatch, grazie al sistema di display, si è trasformato in un'orologio e all'applicazione dedicata, permette di sfruttare il GPS del telefono per tracciare la distanza percorsa, ascoltare musica, rispondere a chiamate e ricevere notifiche.

Compatibile con vari modelli dei maggiori produttori di smartphone e tablet: Apple, Samsung, Huawei, Xiaomi, OPPO, Honor, TCL.

Alcatel, Vivo, Realme, Hicor.

Compatibile con app Smart Time Pro, disponibile sia su iOS che su Android.

Prezzo consigliato al pubblico: €49,99

[pdf]

A IFA 2024 Nilox fa il suo ingresso nel mondo Wearable y a 21 heures — farà dunque debutto la nuova gamma del marchio italiano composta da tre diversi modelli di smartwatch e due auricolari sportivi

Comunicato Stampa 03 09 esprinnet |||

A IFA 2024 Nilox fa il suo ingresso nel mondo Wearable Tra le novit presentate in anteprima al salon ... Smart Time Pro, disponibile sia su iOS che su Android. Prezzo consigliato al pubblico: 59,99 NILOX **TRAILBAND** umore e all attivit fisica.

TRAILBAND il nuovo smartwatch Nilox che aiuta l utente a rag...

lang:it score:29 filesize: 387.83 K page_count: 4 document date: 2024-09-03