

[Manuals.plus](#) /

> [AGKG123](#) /

> AGKG123 SP36 Bluetooth Wireless Earbuds User Manual

AGKG123 SP36

AGKG123 SP36 Bluetooth Wireless Earbuds User Manual

Model: SP36

INTRODUCTION

Thank you for choosing the AGKG123 SP36 Bluetooth Wireless Earbuds. This manual provides detailed instructions on how to set up, operate, and maintain your earbuds to ensure optimal performance and longevity. Please read this manual carefully before use and retain it for future reference.



The AGKG123 SP36 wireless earbuds are shown within their charging case, which features a digital LED display indicating battery levels for both earbuds and the case.

PACKAGE CONTENTS

Please check the package for the following items:

- AGKG123 SP36 Wireless Earbuds (Left and Right)
- Wireless Charging Case
- USB-C Charging Cable
- Eartips (Multiple Sizes)
- Quick Start Guide

56Hrs Long Battery Life

56Hrs
Listening Time



3-4Hrs
Play time

This image displays the complete package contents: the AGKG123 SP36 wireless earbuds, their charging case, a USB-C charging cable, and various sizes of ear tips for a customized fit.

PRODUCT OVERVIEW

Familiarize yourself with the components of your AGKG123 SP36 earbuds and charging case.

Dual LED Digital Display



This image highlights the dual LED digital display on the charging case, which provides real-time battery status for the charging case and individual earbuds (L and R).

- **Earbuds:** Feature earhooks for secure fit, touch control area, and charging contacts.
- **Charging Case:** Houses and charges the earbuds, includes a digital LED display for battery status, and a USB-C charging port.

SETUP

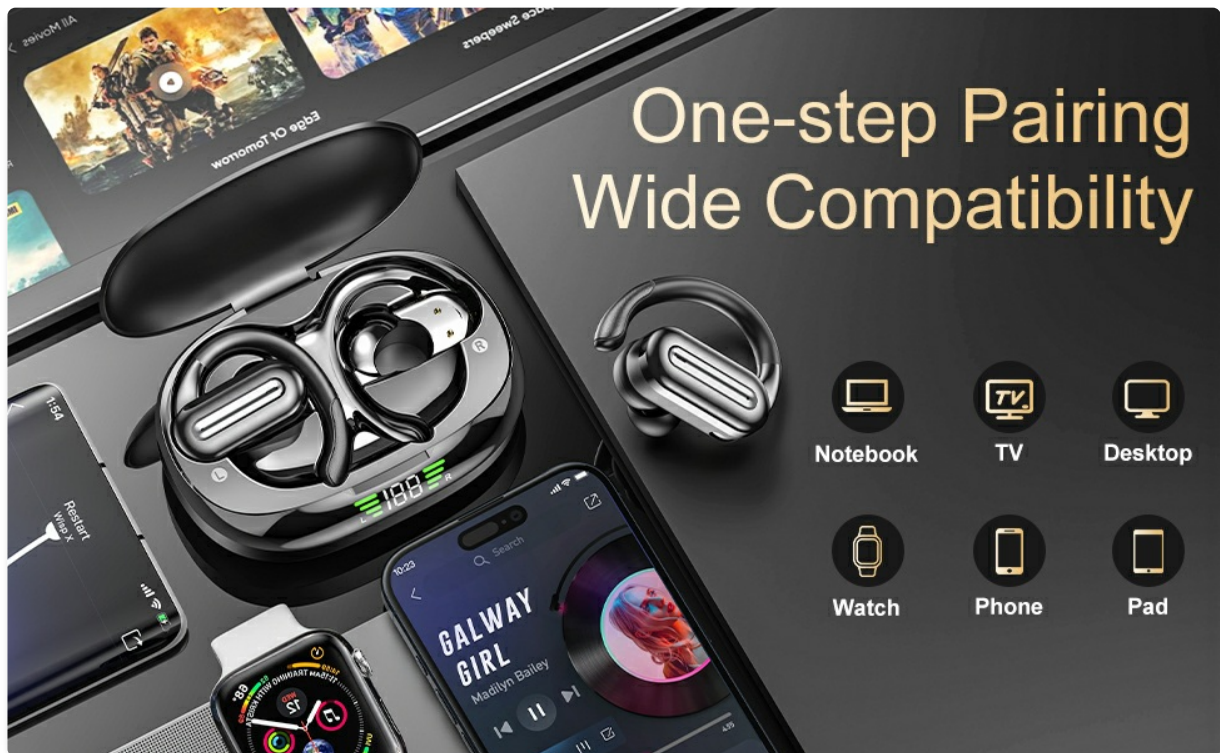
1. Charging the Earbuds and Case

For first-time use, fully charge the earbuds and charging case.

1. Place the earbuds into the charging case. Ensure they are correctly seated, and the charging contacts align.
2. Connect the USB-C charging cable to the charging port on the case and plug the other end into a USB power adapter (not included) or a computer's USB port.
3. The digital LED display on the charging case will show the battery level during charging. When fully charged, the display will indicate 100% for the case and full bars for both earbuds.

A full charge provides up to 7 hours of listening time for the earbuds, with the charging case extending total

playtime to approximately 56 hours.



This image demonstrates the extended battery life of the AGKG123 SP36 earbuds, offering 7 hours of listening time per charge and a total of 56 hours with the charging case.

2. Powering On/Off

- **Power On:** The earbuds automatically power on when removed from the charging case.
- **Power Off:** The earbuds automatically power off and begin charging when placed back into the charging case and the lid is closed.

3. Bluetooth Pairing

The AGKG123 SP36 earbuds feature one-step pairing for convenience.

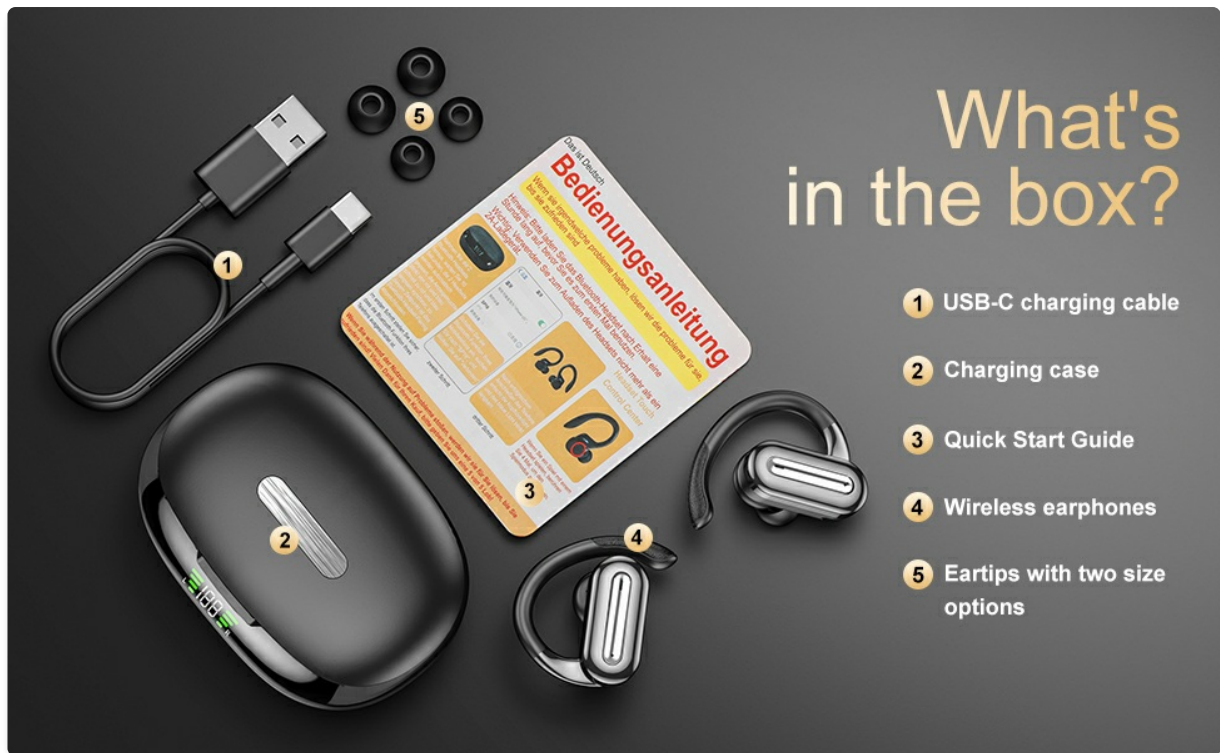
1. Ensure your earbuds are charged.
2. Open the charging case. The earbuds will automatically enter pairing mode.
3. On your device (smartphone, tablet, laptop, etc.), enable Bluetooth and search for available devices.
4. Select "SP36" from the list of devices. Once connected, you will hear a confirmation tone.
5. The earbuds will automatically reconnect to the last paired device when removed from the case, if Bluetooth is enabled on the device.

120° rotary silica gel

Rotate 120° back and forth, adjusting for ear size



The image shows the AGKG123 SP36 earbuds and charging case positioned near a laptop and a smartphone, symbolizing the simple one-step pairing process with various Bluetooth-enabled devices.



What's in the box?

- 1 USB-C charging cable
- 2 Charging case
- 3 Quick Start Guide
- 4 Wireless earphones
- 5 Eartips with two size options

This image illustrates the wide compatibility of the AGKG123 SP36 earbuds, showing them connecting seamlessly with various devices including laptops, TVs, desktop computers, smartwatches, phones, and tablets.


OPERATING INSTRUCTIONS

1. Wearing the Earbuds

The AGKG123 SP36 earbuds are designed with flexible earhooks for a secure and comfortable fit, especially during physical activity.

1. Choose the correct size of ear tips for your ears. Experiment with the included sizes (S, M, L) to find the best seal and comfort.
2. Place the earbud into your ear canal.
3. Rotate the earhook around the back of your ear. The earhooks are rotatable by 120 degrees to adjust for individual ear sizes and ensure a stable fit.
4. Adjust the earbud and earhook until it feels snug and comfortable.

Stable and controllable Rotatable elastic design



This diagram illustrates the flexible and rotatable earhook design of the AGKG123 SP36 earbuds, which can adjust by 120 degrees for a secure and comfortable fit. It also shows the included multiple sizes of ear tips for customization.

Touch Intelligent Design



This image provides a close-up of the earbud's 120-degree rotary silica gel earhook, designed to rotate and adjust for different ear sizes, ensuring a stable and comfortable wearing experience.

2. Touch Controls

The earbuds feature intuitive touch controls on the outer surface of each earbud.

Action	Function
Single Tap (x1)	Play/Pause music
Double Tap (x2)	Answer/End a call
Triple Tap (x3)	Adjust Volume (Left earbud: Volume Down, Right earbud: Volume Up)
Press and Hold (2 seconds)	Next Song (Right earbud) / Previous Song (Left earbud) / Reject a call / Hang up a call
Quadruple Tap (x4)	Activate Voice Assistant (Siri, Google Assistant, etc.)



This diagram details the touch-sensitive controls on the AGKG123 SP36 earbuds, showing gestures for play/pause (x1), answer/end call (x2), switch song (2s), hang up (2s), adjust volume (x3), and activate voice assistant (x4).

3. Multi-Using Modes

The AGKG123 SP36 earbuds support flexible listening modes:

- **Binaural Mode:** Use both earbuds together for stereo sound and an immersive audio experience.
- **Mono Mode:** Use either the left or right earbud independently. This is useful for calls or when you need to be aware of your surroundings. Simply take one earbud out of the case, and it will connect.

MAINTENANCE

1. Cleaning

- Regularly clean the earbuds, ear tips, and charging contacts with a soft, dry, lint-free cloth.
- Remove ear tips and clean them with mild soap and water if necessary, ensuring they are completely dry before reattaching.
- Do not use harsh chemicals or abrasive materials for cleaning.

2. Water Resistance (IPX5)

The AGKG123 SP36 earbuds are IPX5 water-resistant, meaning they can withstand splashes of water and sweat. This makes them suitable for workouts and outdoor activities.

- Do not submerge the earbuds in water.
- The charging case is not water-resistant. Keep it dry.
- Ensure earbuds are dry before placing them back into the charging case to prevent damage.

3. Storage

When not in use, store the earbuds in their charging case to protect them and keep them charged. Store in a cool, dry place away from extreme temperatures.

TROUBLESHOOTING

If you encounter any issues, please refer to the following common solutions:

- **Earbuds not pairing:**
 - Ensure earbuds are charged.
 - Turn off Bluetooth on your device and turn it back on.
 - Forget "SP36" from your device's Bluetooth list and try pairing again.
 - Place earbuds back in the case, close the lid, wait a few seconds, then open and try pairing.
- **No sound from one earbud:**
 - Ensure both earbuds are charged.
 - Try placing both earbuds back in the case, closing the lid, and then taking them out again.
 - Check your device's audio settings to ensure balance is centered.
- **Earbuds not charging:**
 - Ensure the charging cable is securely connected to both the case and the power source.
 - Check if the charging contacts on the earbuds and inside the case are clean and free of debris.
 - Try a different USB-C cable or power adapter.
- **Poor sound quality:**
 - Ensure the ear tips provide a good seal in your ear canal. Try different sizes.
 - Clean the ear tips and earbud nozzles.
 - Ensure your device is within the Bluetooth range (up to 30 feet) and there are no significant obstructions.

SPECIFICATIONS

Feature	Detail
Model Name	SP36
Connectivity Technology	Wireless (Bluetooth 5.3)
Bluetooth Version	5.3
Bluetooth Range	Up to 30 feet (10 meters)
Battery Life (Earbuds)	Up to 7 hours per charge
Total Playtime (with Charging Case)	Up to 56 hours
Charging Time	Approximately 2 hours
Water Resistance Rating	IPX5 (Sweat and splash resistant)
Noise Control	Sound Isolation
Earpiece Shape	Earhook
Control Method	Touch

Feature	Detail
Frequency Range	20 Hz - 20,000 Hz
Impedance	32 Ohm
Material	Plastic
Item Weight	0.14 Kilograms (4.8 ounces)

WARRANTY AND SUPPORT

Your AGKG123 SP36 Bluetooth Wireless Earbuds come with a standard manufacturer's warranty. Please refer to the warranty card included in your package for specific terms and conditions.

For technical support, troubleshooting assistance, or warranty claims, please contact AGKG123 customer service through the retailer where you purchased the product or visit the official AGKG123 website for contact information.

Please have your model number (SP36) and proof of purchase ready when contacting support.