

MONODEAL DG06-AU

MONODEAL Bone Conduction Headphones User Manual

Model: DG06-AU

INTRODUCTION

These MONODEAL Bone Conduction Headphones offer a unique open-ear listening experience, transmitting sound through your cheekbones directly to your inner ear. This design allows you to enjoy audio while remaining aware of your surroundings, making them ideal for outdoor activities, sports, and daily use where situational awareness is crucial.



Image: The MONODEAL Bone Conduction Headphones, showcasing their sleek black design and open-ear form factor.

PACKAGE CONTENTS

Please check the package for the following items:

- 1 x MONODEAL DG06 Headphones
- 1 x USB Charging Cable
- 1 x User Manual
- 1 x Pair of Earplugs

SETUP

1. Charging the Headphones

Before first use, fully charge the headphones. The charging port is magnetic for easy connection.

1. Connect the provided USB charging cable to the magnetic charging port on the headphones.
2. Connect the other end of the USB cable to a standard USB power adapter (not included) or a computer's USB port.
3. The LED indicator on the headphones will show the charging status. A full charge typically takes approximately 2 hours.
4. Once fully charged, the LED indicator will typically turn off or change color.



Image: An illustration showing the magnetic charging port of the headphones, highlighting the connection.

2. Bluetooth Pairing

Pair your headphones with your Bluetooth-enabled device (smartphone, tablet, computer) to enjoy wireless audio.

1. Ensure the headphones are turned off.
2. Press and hold the multi-function button (usually the power button) for approximately 3-5 seconds until the LED indicator flashes red and blue alternately, indicating pairing mode.
3. On your device, enable Bluetooth and search for available devices.
4. Select "S820" or "MONODEAL DG06" from the list of found devices.
5. Once connected, the LED indicator will typically show a solid blue light or flash slowly, and you may hear a voice prompt confirming the connection.




Image: A close-up illustration of a Bluetooth 5.3 chip, representing the advanced connectivity technology within the headphones.

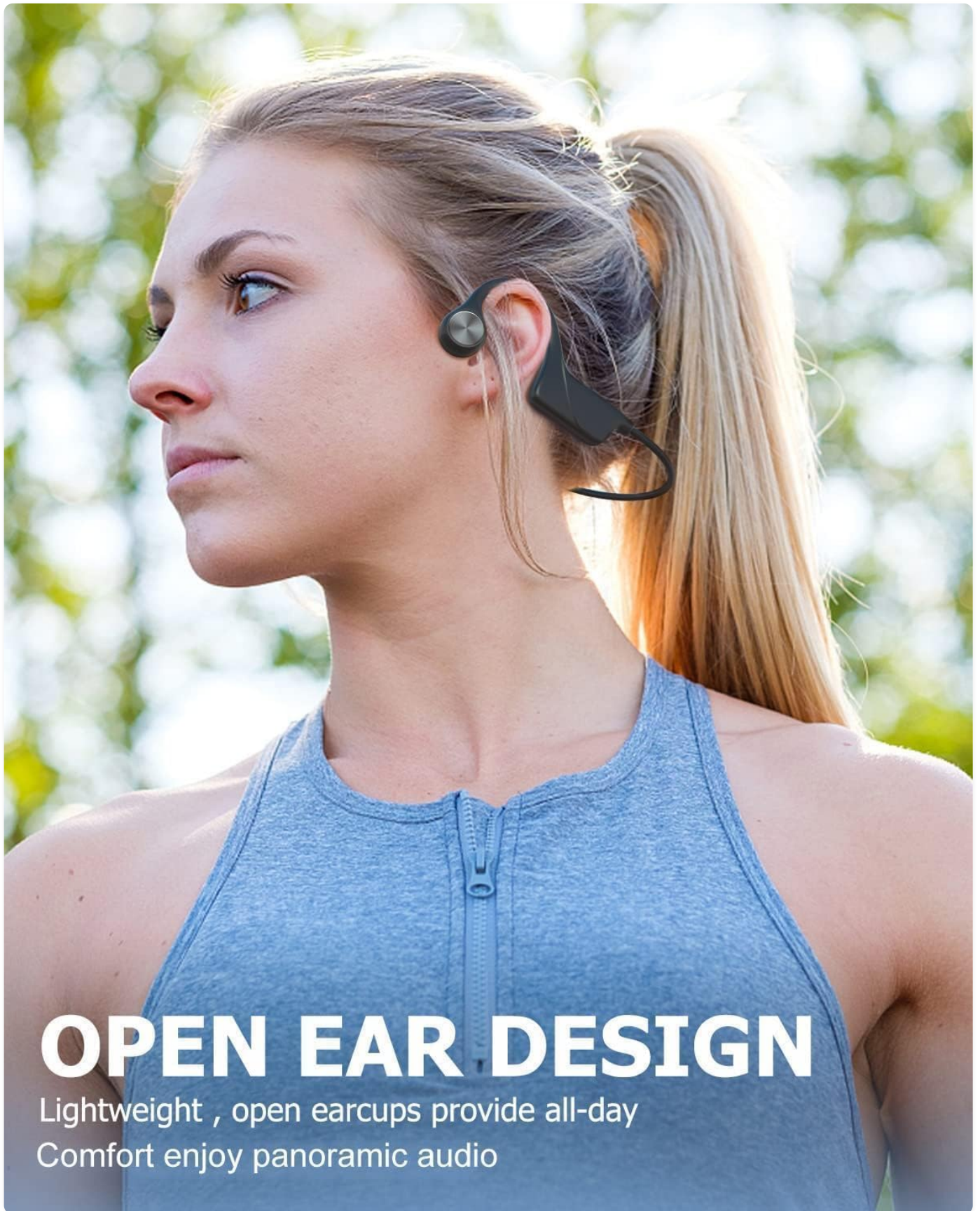
OPERATING INSTRUCTIONS

Button Functions

Button	Action	Function
Multi-function Button (Power Button)	Press and Hold (3-5s)	Power On/Off, Enter Pairing Mode
Multi-function Button	Single Press	Play/Pause Music, Answer/End Call
Multi-function Button	Double Press	Activate Voice Assistant
Volume + Button	Single Press	Increase Volume
Volume + Button	Long Press	Next Track
Volume - Button	Single Press	Decrease Volume
Volume - Button	Long Press	Previous Track

Using the Headphones

- **Wearing:** Place the headphones with the transducers resting on your cheekbones, just in front of your ears. The band should wrap around the back of your head.
- **Audio Playback:** Once paired, start playing audio from your connected device. Use the Volume +/- buttons to adjust the sound level.
- **Calls:** When a call comes in, press the Multi-function Button once to answer. Press again to end the call.
- **Voice Assistant:** Double-press the Multi-function Button to activate your device's voice assistant (e.g., Siri, Google Assistant).



OPEN EAR DESIGN

Lightweight , open earcups provide all-day
Comfort enjoy panoramic audio

Image: A woman wearing the MONODEAL Bone Conduction Headphones, demonstrating the open-ear design and comfortable fit during activity.



SAFELY & CONNECTION

Open ear design Listen to your favorite audiowhile being aware of your surrounding

Image: A cyclist wearing the headphones under a helmet, illustrating how the open-ear design allows for situational awareness while cycling.

Internal MP3 Player (32GB)

The headphones feature a built-in 32GB MP3 player, allowing you to store and play music directly from the device, especially useful for activities like swimming where Bluetooth connectivity might be limited.

- **Transferring Music:** Connect the headphones to your computer using the USB charging cable. The headphones

will appear as a removable disk. Drag and drop your MP3 audio files into the headphone's storage.

- **Switching Modes:** To switch between Bluetooth mode and MP3 player mode, press and hold the Multi-function Button for approximately 2 seconds (or as indicated by a voice prompt).
- **MP3 Playback Controls:**
 - Single press Multi-function Button: Play/Pause.
 - Long press Volume +: Next track.
 - Long press Volume -: Previous track.

MAINTENANCE

Proper care will extend the lifespan of your headphones.

- **Cleaning:** Wipe the headphones with a soft, damp cloth. Do not use harsh chemicals or abrasive cleaners.
- **Water Resistance (IPX5):** The headphones are IPX5 waterproof, meaning they are resistant to sweat and light splashes. They are **not** designed for submersion or swimming. Avoid exposing the charging port to water when not in use. Ensure the charging port is dry before charging.
- **Storage:** Store the headphones in a cool, dry place away from direct sunlight and extreme temperatures.
- **Battery Care:** For optimal battery life, avoid fully discharging the battery frequently. Charge regularly.



IPX5 WATERPROOF

Waterproofing to prevent sweat,
no fear of sweating rainy days

Image: The headphones shown with water splashing, illustrating their IPX5 waterproof rating for sweat and splash resistance.

TROUBLESHOOTING

Problem	Possible Solution
---------	-------------------

Problem	Possible Solution
Headphones won't turn on.	Ensure the headphones are charged. Connect to a power source and charge for at least 10 minutes before attempting to power on.
Cannot pair with device.	<ul style="list-style-type: none">◦ Ensure headphones are in pairing mode (flashing red/blue LED).◦ Turn off and on Bluetooth on your device.◦ Forget/remove "S820" or "MONODEAL DG06" from your device's Bluetooth list and try pairing again.◦ Ensure headphones are within 10 meters of your device.
No sound or low volume.	<ul style="list-style-type: none">◦ Increase volume on both the headphones and your connected device.◦ Ensure headphones are properly placed on your cheekbones.◦ Reconnect Bluetooth or switch to MP3 mode if applicable.
Sound distortion.	<ul style="list-style-type: none">◦ Move closer to your connected device to reduce interference.◦ Ensure no physical obstructions are between the headphones and your device.◦ Check if the audio source itself is distorted.
Short battery life.	<ul style="list-style-type: none">◦ Ensure the headphones are fully charged before use.◦ Battery life can vary based on volume level and usage.◦ Avoid extreme temperatures during charging and use.

SPECIFICATIONS

Feature	Detail
Model Name	DG06-AU
Connectivity Technology	Wireless (Bluetooth 5.3)
Water Resistance Level	IPX5 Waterproof
Battery Life	Up to 8-10 Hours (Music/Calls)
Charging Time	Approx. 2 Hours
Item Weight	29 Grams
Material	Silicone
Built-in Storage	32GB (for MP3 playback)
Microphone	Yes (with CVC Noise Reduction)

Feature	Detail
Special Features	Sweatproof, Foldable, Multipoint Pairing

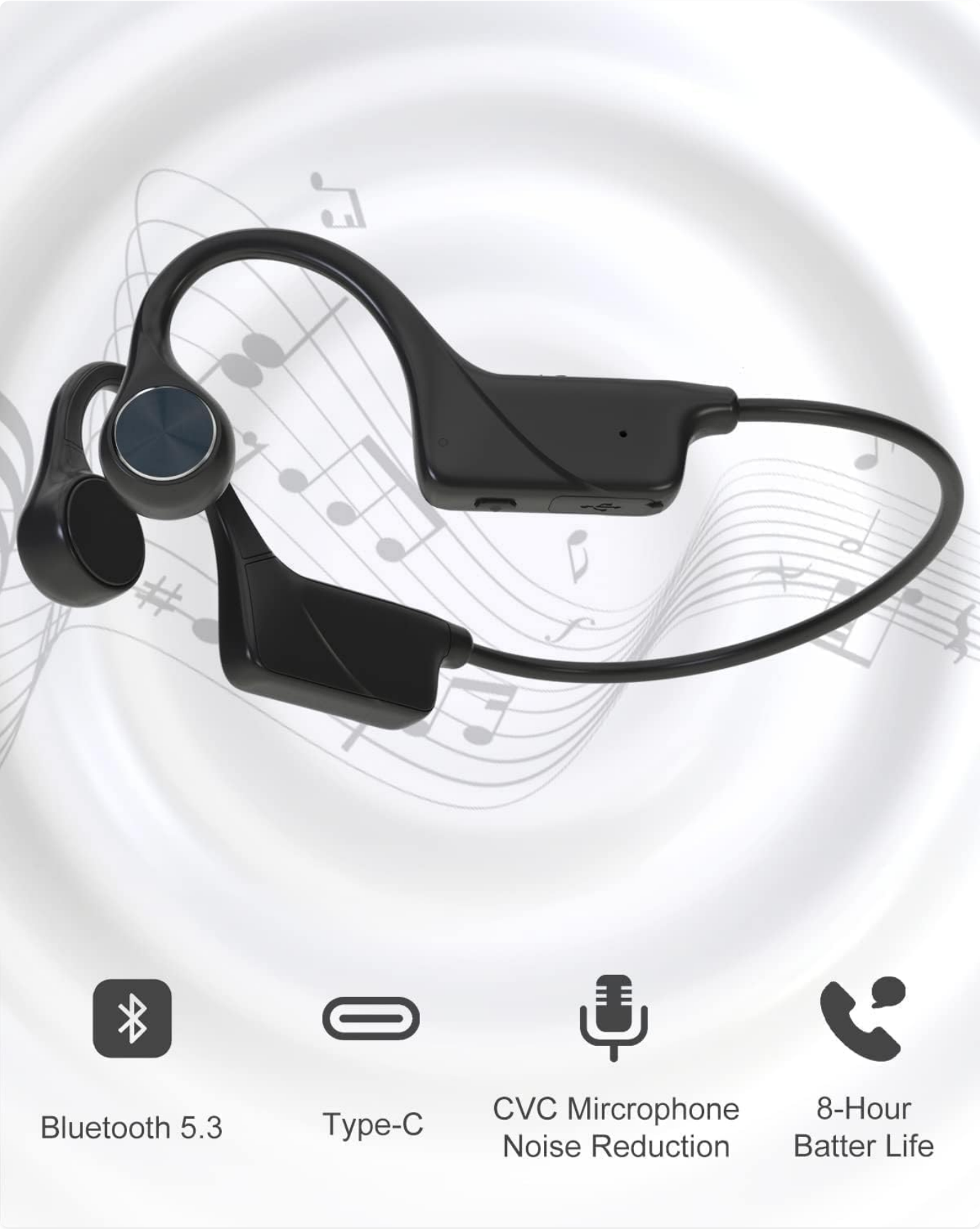


Image: Visual representation of key features including Bluetooth 5.3, Type-C charging, CVC microphone noise reduction, and 8-hour battery life.

WARRANTY AND SUPPORT

MONODEAL products come with a standard manufacturer's warranty. For detailed warranty information, technical support, or customer service inquiries, please refer to the contact information provided on the product packaging or visit the official MONODEAL website.

Please retain your proof of purchase for warranty claims.