

## COLORROOM K11

# COLORROOM Kids Tablet K11 User Manual

## 10-INCH ANDROID 13 TABLET FOR KIDS

Model: K11 | Brand: COLORROOM

### 1. INTRODUCTION

---

The COLORROOM K11 Kids Tablet is designed to provide a safe and engaging digital experience for children. Running on Android 13 with an octa-core processor, it offers stable performance for educational content and entertainment. Its durable design, including a protective case, ensures resilience for everyday use by children.



Figure 1: Front and back view of the COLORROOM K11 Kids Tablet in its protective case.

## 2. WHAT'S IN THE BOX

---

- 1 x Octa-Core Android 13 Tablet
- 1 x Protective Case

## 3. KEY FEATURES

---

- **Advanced Performance:** Equipped with Android 13 OS, an octa-core processor, 6GB RAM (2+4), and 64GB internal storage, expandable up to 512GB via Micro SD card.
- **Parental Control:** Preloaded with iWawa apps offering music, drawing, stories, and learning games without subscriptions. Features include individual profiles, app blocking, screen time limits, and tablet locking for safe use.
- **Vibrant Display & Battery:** 10.1-inch IPS HD touchscreen (1280x800 pixels) with high contrast and wide viewing angles. A 6000mAh battery provides up to 6 hours of continuous use.
- **Expanded App Access:** GMS certified, allowing full access to Google Play for downloading popular educational and entertainment apps like YouTube, Netflix, Disney+, and ABCmouse.
- **Durable Design:** Comes with an exclusive kid-proof case for full-body shock absorption, protecting against bumps and drops.

# Long battery life 6000mAh



*Figure 2: The tablet's 6000mAh battery supports extended usage for various activities.*

Android 13    4GB+64GB    Bluetooth    WIFI    Parents Control



Figure 3: Overview of the tablet's operating system and connectivity features.



## Come with Exclusive Kid-Proof Case

### Full-body Shock Absorption No Worry Damage



Figure 4: The included kid-proof case provides robust protection against accidental drops.

#### 4. SETUP

---

Follow these steps for initial setup of your COLORROOM K11 Kids Tablet:

1. **Remove Protective Film:** Carefully peel away the protective film from the screen, starting at a marked corner.
2. **Power On:** Press and hold the power button until the screen turns on.
3. **Initial Charge:** If the tablet does not power on, charge it for at least 2 hours and then try again.
4. **Language Selection:** Wait for 1-3 minutes during initial startup until the language selection screen appears.
5. **Complete Setup:** Follow the on-screen instructions to complete the setup process. Your device will then be ready for use.



Figure 5: Key physical features and ports of the tablet.

Your browser does not support the video tag.

Video 1: Unboxing, case features, and initial setup guide for the 10-inch Kids Tablet.

## 5. OPERATING INSTRUCTIONS

### 5.1 Parental Control Features

The tablet comes with robust parental control features to ensure a safe environment for your child. Access these features through the 'Parental Control' section on the tablet's home screen.

- **Parent Password:** A default password (0000) is provided for initial access to parental settings. It is recommended to change this immediately.
- **Kids Store:** Manage access to pre-approved apps and content suitable for children.
- **Applications:** Select which applications your child can access.
- **Websites:** Filter and manage accessible websites to ensure safe browsing.
- **Media Content:** Control access to videos, music, and other media files.
- **Time Limit:** Set daily or weekly time limits for tablet usage. You can specify start and end times, session

length, and rest intervals.

- **Statistics:** Monitor your child's usage patterns and activity.
- **Security:** Further customize security settings for the tablet.

## Parents Control

 Time Limit

 Child lock

 Safe Content

 Website Filter



Figure 6: Parental control interface for managing tablet usage.

# Discover fun educational content



*Figure 7: The tablet provides access to a variety of educational content.*

## 6. MAINTENANCE

---

- **Cleaning:** Use a soft, lint-free cloth to clean the screen and tablet body. Avoid abrasive cleaners or solvents.
- **Battery Care:** To prolong battery life, avoid fully discharging the tablet frequently. Charge it regularly, and if storing for an extended period, ensure it has at least a 50% charge.
- **Software Updates:** Periodically check for system updates to ensure optimal performance and security.
- **Storage Management:** Regularly clear unnecessary files and apps to maintain sufficient storage space and tablet speed.

## 7. TROUBLESHOOTING

---

- **Tablet Not Turning On:** Ensure the tablet is charged. Connect it to the charger and wait a few minutes before attempting to power on again.
- **Screen Unresponsive:** Perform a soft reset by holding down the power button for 10-15 seconds until the tablet restarts.
- **Apps Crashing/Freezing:** Close background applications. If the issue persists, clear the app's cache or reinstall the app.



- **Wi-Fi Connectivity Issues:** Restart the tablet and your Wi-Fi router. Ensure the Wi-Fi password is entered correctly.
- **Slow Performance:** Close unused apps, clear cache, and ensure sufficient storage space. Consider a factory reset as a last resort (this will erase all data).

## 8. SPECIFICATIONS







Feature	Specification
Screen Size	10.1 Inches
Screen Resolution	1280 x 800 pixels (IPS HD)
Operating System	Android 13
RAM	6GB
ROM (Internal Storage)	64GB
Expandable Storage	Up to 512GB via Micro SD
Battery Capacity	6000mAh
Average Battery Life	6 Hours
Front Camera	2MP
Rear Camera	5MP
Wireless Type	802.11g (2.4G WiFi)
Bluetooth	4.2
Item Weight	2.55 pounds (approx. 1.16 kg)
Product Dimensions	10.1 x 6 x 0.1 inches
Color	Light Blue

## 9. WARRANTY AND SUPPORT

The COLORROOM K11 Kids Tablet comes with a **one-year warranty** from the date of purchase. This warranty covers manufacturing defects and issues arising from normal use. For technical support, troubleshooting assistance, or warranty claims, please contact COLORROOM customer service through the retailer's platform or the official COLORROOM website.

Please retain your proof of purchase for warranty validation.

## Related Documents - K11

	<p><a href="#">Visual Land Prestige P10+/P11 Pro/10QH+ Kids K10+/K11 Pro Quick Start Guide and Warranty Information</a></p> <p>This document provides a quick start guide and warranty information for Visual Land Prestige P10+/P11 Pro/10QH+ and Kids K10+/K11 Pro tablets. It covers charging instructions, Google Kids Space setup, general setup procedures, troubleshooting, and FCC compliance.</p>
	<p><a href="#">K11 WiFi Camera User Manual and Setup Guide</a></p> <p>Comprehensive guide for setting up and using the K11 WiFi Camera, including client downloading, device addition, and AP mode connection. Features FCC compliance information and important usage notes.</p>
	<p><a href="#">Lenovo Tab K11 Plus User Guide: Setup, Features, and Settings</a></p> <p>Comprehensive user guide for the Lenovo Tab K11 Plus tablet (models TB352FU, TB352XU). Learn about setup, basic and advanced features, settings, accessibility options, and safety information.</p>
	<p><a href="#">Lenovo Safety and Warranty Guide - Essential Information for Your Device</a></p> <p>This guide provides crucial safety, regulatory, legal, and warranty information for Lenovo devices. Learn about handling precautions, battery care, operational warnings, and recycling guidelines to ensure safe and responsible use of your Lenovo product.</p>
	<p><a href="#">Lenovo Tab K11 Plus User Guide: Setup, Features, and Safety Information</a></p> <p>User guide for the Lenovo Tab K11 Plus tablet (models TB352FU, TB352XU). Covers setup, basic operations, settings, advanced features, safety, and compliance information.</p>
	<p><a href="#">NPET K11 Wireless Membrane Gaming Keyboard - User Manual</a></p> <p>Comprehensive operating instructions, specifications, features, FAQ, and care guide for the NPET K11 Wireless Membrane Gaming Keyboard. Learn about its 2.4G wireless connectivity, LED indicators, multimedia keys, and warranty information.</p>