

iflytek AIT2221T

# iFLYTEK Language Translator Device User Manual

Model: AIT2221T

## INTRODUCTION

This user manual provides comprehensive instructions for the iFLYTEK Language Translator Device, Model AIT2221T. This device is designed to facilitate seamless communication across language barriers, offering high-quality translation for various scenarios including travel, learning, and business. Please read this manual thoroughly to understand the device's features and ensure optimal performance.

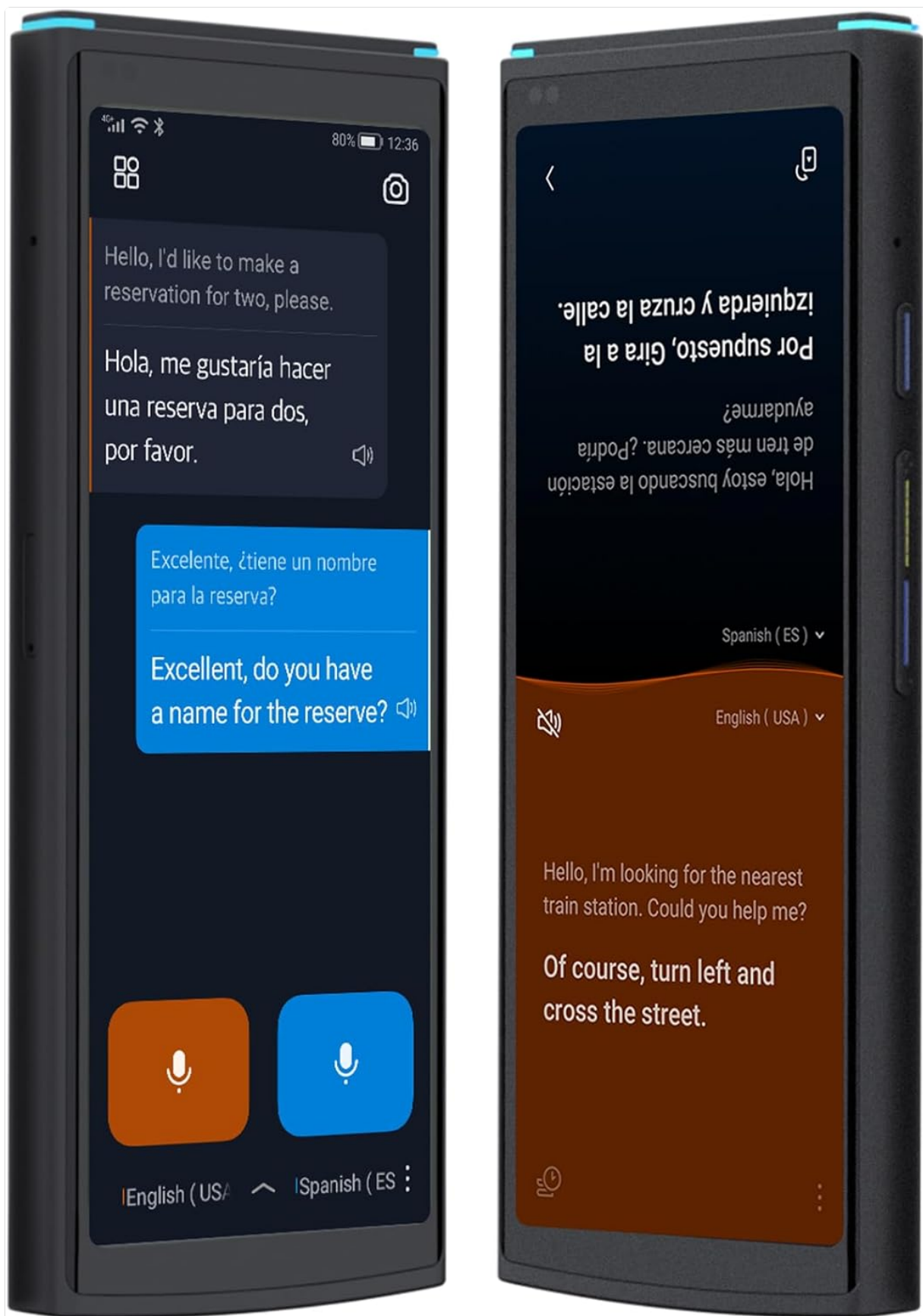


Image: Front and back view of the iFLYTEK Language Translator Device, showcasing its sleek design and display.

## WHAT'S IN THE BOX

The standard package for your iFLYTEK Language Translator Device includes the following items:

- iFLYTEK Smart Translator Device
- Type-C Charging Cable

- SIM Pin (for SIM card tray access, if applicable)
- User Guide (this document)

Please ensure all items are present upon unboxing. If any items are missing or damaged, contact customer support.

## SETUP

---

### Initial Power On and Language Selection

1. **Charge the Device:** Before first use, fully charge the device using the provided Type-C cable and a compatible USB power adapter (not included). The charging indicator will show progress.
2. **Power On:** Press and hold the power button located on the side of the device until the screen illuminates.
3. **Select System Language:** Follow the on-screen prompts to select your preferred system language for the device interface.

### Network Connection

The iFLYTEK translator supports multiple network connection methods to enable online translation features:

- **Wi-Fi:** Navigate to *Settings > Wi-Fi* and select your desired network. Enter the password if prompted.
- **Mobile Data (Built-in):** The device includes 2-year mobile data coverage for nearly 200 countries and regions. This feature is automatically active upon device setup in supported regions. No SIM card insertion is required for this built-in data.
- **Hotspot:** You can connect the device to a mobile hotspot from your smartphone or another device.
- **SIM Card (Optional):** For regions not covered by the built-in data or if you prefer to use your own data plan, you can insert a Nano-SIM card into the device. Use the provided SIM pin to open the SIM tray.

# Multiple Network Connection

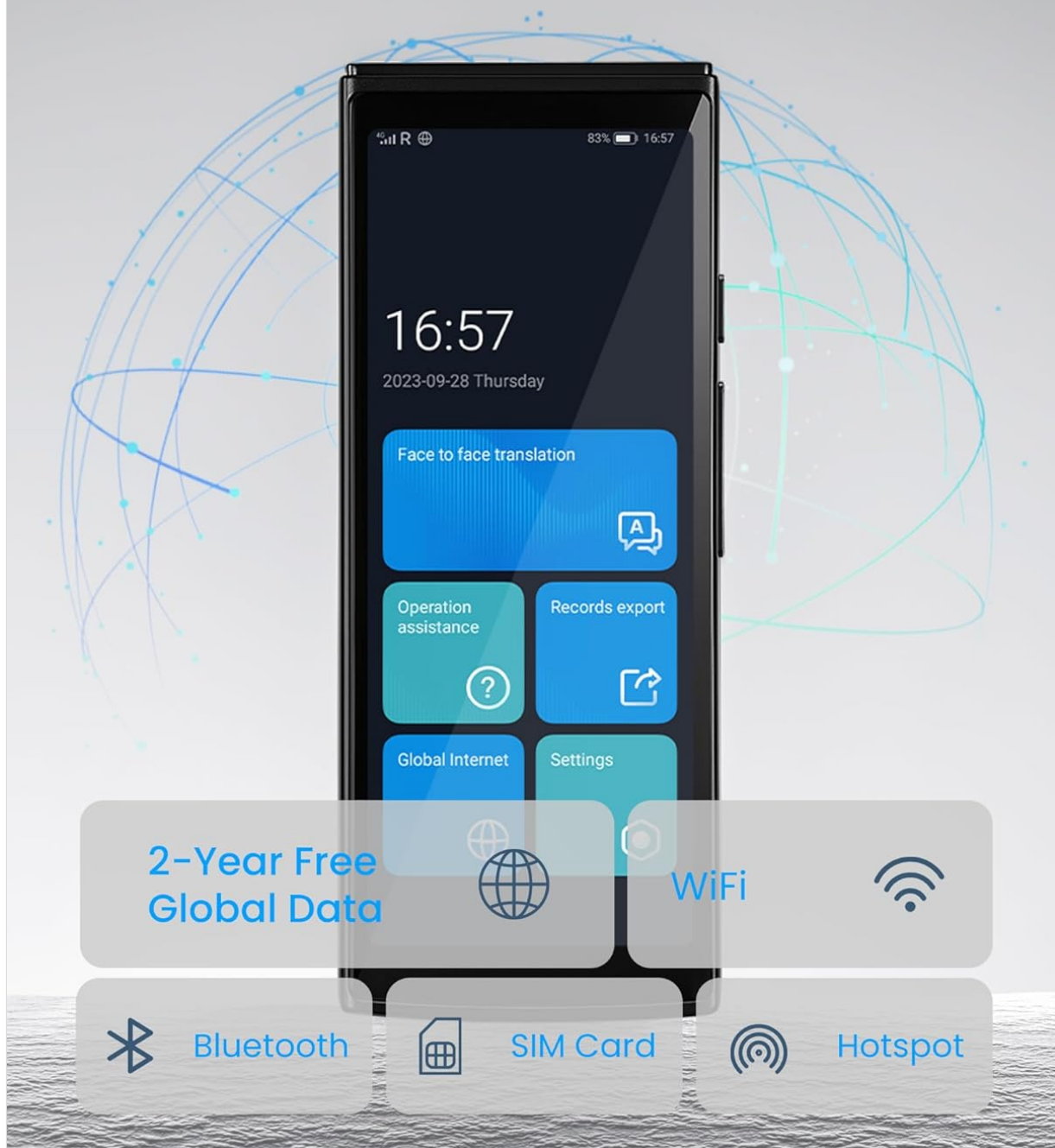


Image: The device display showing options for 2-year free global data, Wi-Fi, Bluetooth, SIM Card, and Hotspot connections.

## Activating Global Network Card

For detailed instructions on activating the global network card feature, please refer to the following video:

Your browser does not support the video tag.

Video: "How to Activate The Global Network Card" - This video demonstrates the steps to activate the device's global network card for seamless international data connectivity.

## OPERATING THE DEVICE

### Voice Translation (Online & Offline)

The device supports 60 online languages and 18 pairs of offline language packages. Offline language packs require a Wi-Fi connection for initial download.

1. **Select Languages:** On the main screen, select the source and target languages for translation.
2. **Speak:** Press and hold the designated button for your language (usually indicated by a microphone icon) and speak clearly into the device. Release the button when finished.
3. **Listen & Read:** The translated text will appear on the screen, and the device will speak the translation aloud.

## Voice Translation for 60 Languages

Supports Terminology in 16 Fields



Image: The device displaying a voice translation interface, highlighting support for 60 languages and terminology in 16 fields.



# 18 Pairs of Offline Packages

EN<-> ES FR ZH JP KR RU EN JP  
ZH<-> KR RU FR ES DE IT PT ARVN TH HIN



Image: Visual representation of the 18 pairs of offline language packages available for download, useful for translation without an internet connection.

# High Translation Quality

98%

High Accuracy

0.5s

Response Time

5 inch

Touch Screen



Image: The device showcasing its high translation quality with 98% accuracy, 0.5s response time, and a 5-inch touch screen.

## Face-to-Face Translation

This mode is ideal for direct conversations, displaying translated text on both sides of the screen for easy viewing by two individuals.

1. **Activate Mode:** Select "Face-to-Face Translation" from the main menu.
2. **Speak:** Each person speaks into the device when it's their turn, and the translation appears on the screen facing the other person.

# Face to Face Translation for 19 Languages

One-to-one Simultaneous Interpretation

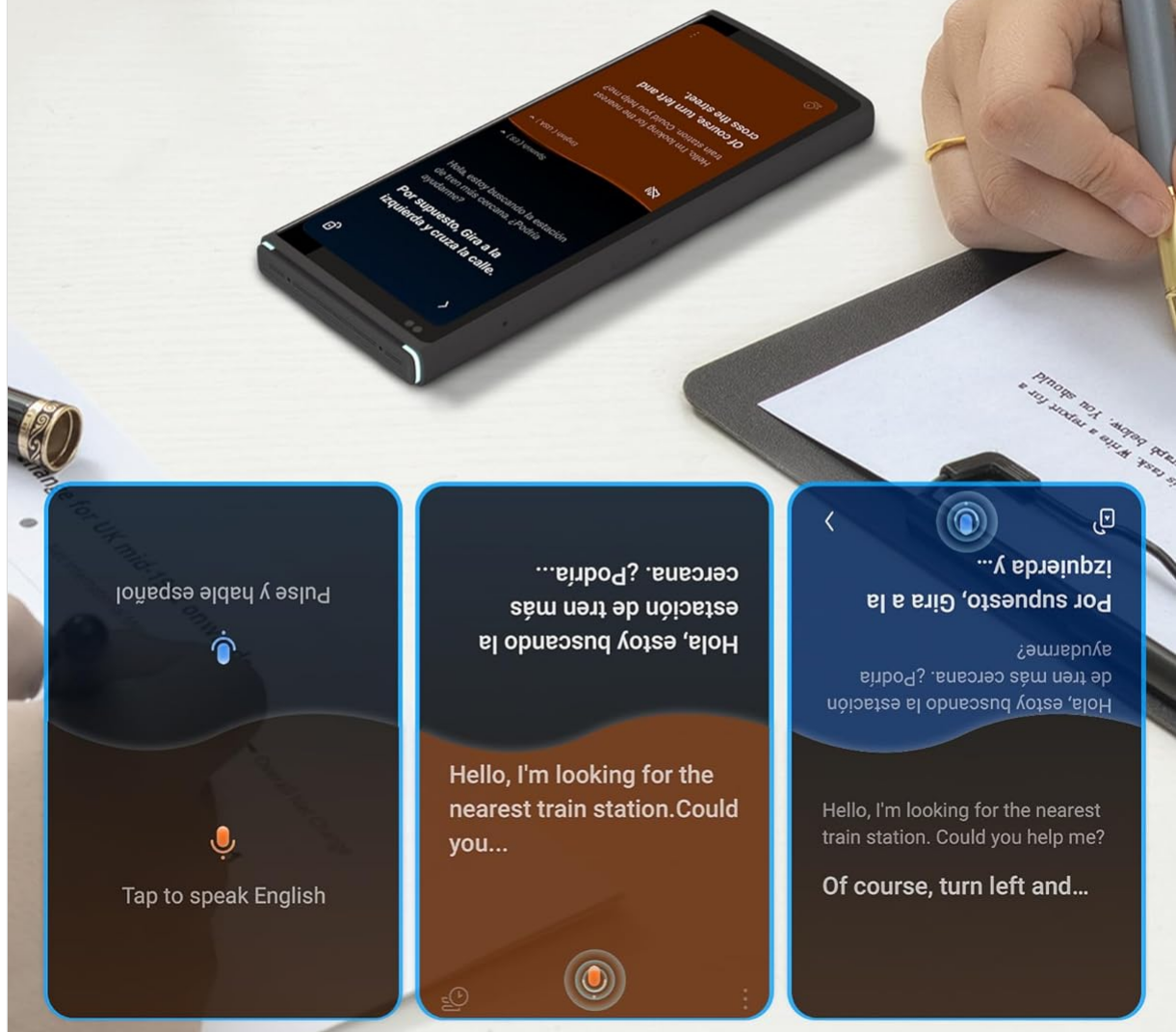


Image: The device demonstrating its face-to-face translation feature, showing simultaneous interpretation for two users.

## Using Face-to-Face Translation Function

Learn how to effectively use the face-to-face translation feature with this instructional video:

Your browser does not support the video tag.

Video: "How to Use Face-to-Face Translation Function" - This video provides a step-by-step guide on utilizing the device's face-to-face translation mode for interactive conversations.

## Photo Translation

The device supports photo translation in 50 languages, useful for menus, road signs, and other printed text.

1. **Access Camera:** Select the photo translation icon (camera icon) from the main menu.



- 2. **Capture Image:** Position the device camera over the text you wish to translate and tap the capture button.
- 3. **View Translation:** The translated text will be overlaid on the image or displayed separately.

# Photo Translation for 50 Languages



Image: A user demonstrating the photo translation feature, capturing text from a menu for translation into another language.

## Using Photo Translation Function

This video tutorial explains how to use the photo translation feature:

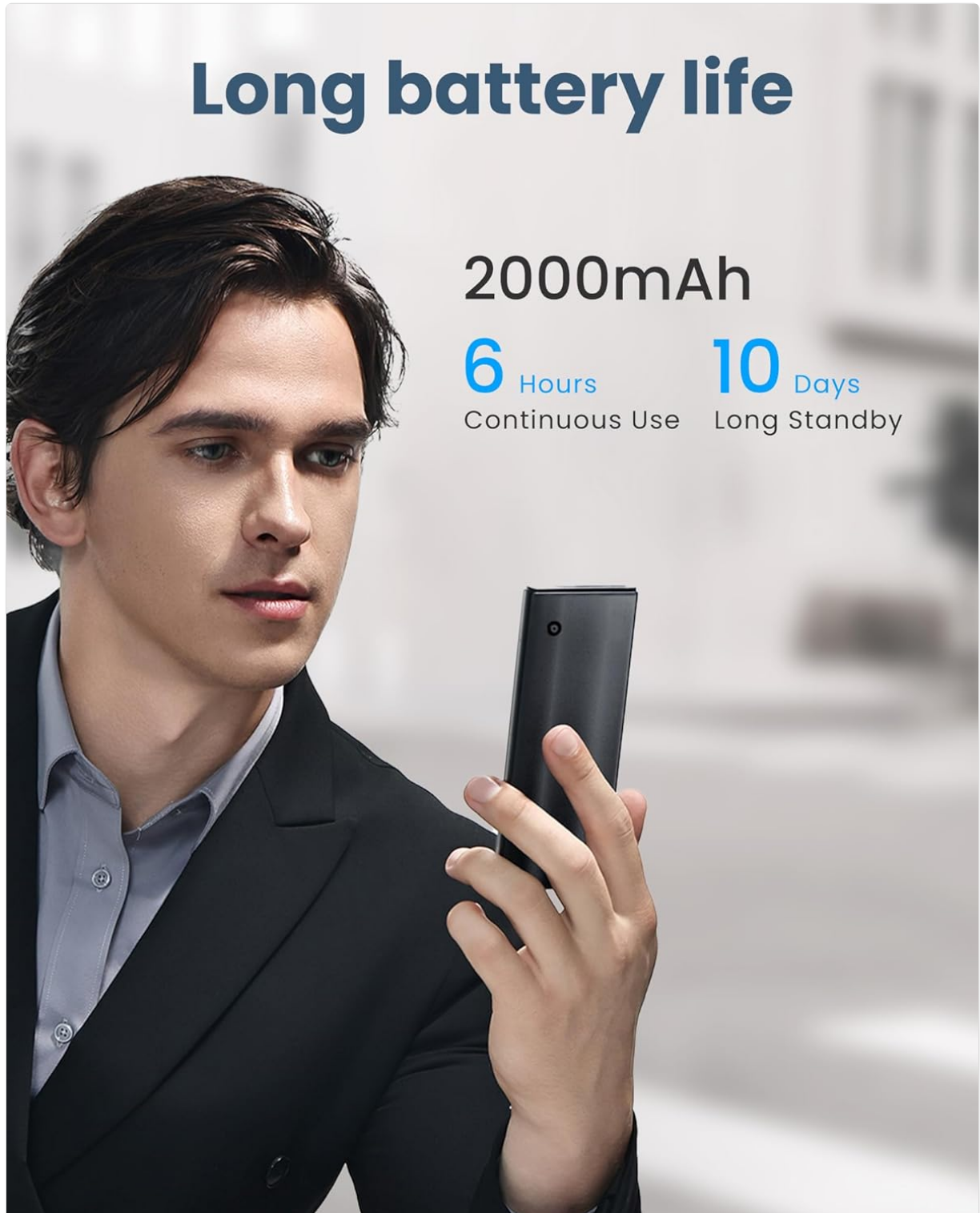
Your browser does not support the video tag.

Video: "How to Use Photo Translation Function" - This video illustrates the process of using the device's camera for translating text from images.

### Battery Life

The iFLYTEK translator is equipped with a 2000mAh battery, providing approximately 6 hours of continuous translation use and up to 10 days of standby time on a single charge. To maximize battery life:

- Reduce screen brightness.
- Disable Wi-Fi or mobile data when not needed for online translation.
- Close unused applications running in the background.



**Long battery life**

**2000mAh**

**6** Hours  
Continuous Use

**10** Days  
Long Standby

Image: A person holding the translator device, illustrating its long battery life of 6 hours continuous use and 10 days standby.

## Translation Record Management

The device features 16GB of storage, supporting automatic saving and export of up to 1000 translation records. This ensures your privacy and data security.

- **Viewing Records:** Access your translation history through the "Records export" or similar option in the device menu.
- **Exporting Records:** Connect the device to a computer using the Type-C cable to export translation records for backup or further analysis.
- **Deleting Records:** You can delete individual records or clear all records from the device's settings to manage storage and privacy.



Image: The translator device connected to a laptop, demonstrating the translation record export function with 16GB storage and 1000 translation backups.

## Exporting or Deleting Translation Records

For detailed instructions on managing your translation records, watch this video:

Your browser does not support the video tag.

Video: "How to Export or Delete Translation Records" - This video guides users through the process of exporting and deleting translation history from the device.

## TROUBLESHOOTING

Problem	Possible Cause	Solution
Device does not power on.	Low battery; device frozen.	Charge the device for at least 30 minutes. If still unresponsive, press and hold the power button for 10-15 seconds to force a restart.
Translation is inaccurate or slow.	Poor network connection; unclear speech; complex terminology.	Ensure a stable internet connection. Speak clearly and at a moderate pace. For highly specialized terms, try rephrasing. Ensure offline packs are downloaded if using offline mode.
Cannot connect to Wi-Fi.	Incorrect password; out of range; network issue.	Double-check the Wi-Fi password. Move closer to the Wi-Fi router. Restart the device and the router.
Offline translation not working.	Offline language packs not downloaded.	Connect to Wi-Fi and download the required offline language packs via the device settings.

## SPECIFICATIONS

- **Model:** AIT2221T
- **Dimensions:** 2.22 x 0.41 x 5.54 inches
- **Weight:** 14.9 ounces
- **Battery:** 1 Lithium Ion battery (included)
- **Online Languages:** 60
- **Offline Language Pairs:** 18
- **Photo Translation Languages:** 50
- **Internal Storage:** 16GB
- **Global Data:** 2-year coverage in nearly 200 countries (built-in)
- **Screen:** 5-inch high-definition touch screen

## WARRANTY AND SUPPORT

### Warranty Information

iFLYTEK offers a **12-month worry-free warranty** for your Language Translator Device from the date of purchase. This warranty covers manufacturing defects and malfunctions under normal use. Please retain



your proof of purchase for warranty claims.

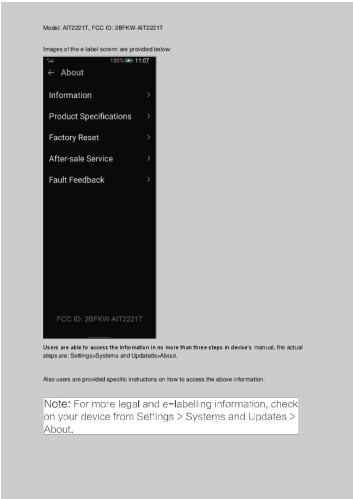
Customer Service

For any questions, technical assistance, or warranty claims, please contact iFLYTEK customer service. We provide **24-hour friendly customer service** and **lifetime free product OTA upgrades** to ensure you always have access to our most advanced translation technology.

You can visit the official iFLYTEK website for support resources or contact them directly via the contact information provided in your product packaging or on their official support page.

© 2024 iFLYTEK. All rights reserved.

Documents - iflytek – AIT2221T



[pdf] Label

Hardy Suo ID Label and Location Synlan Technology Pte Ltd AIT2221T iFLYTEK Translator 2BFW 2BFWAIT2221T ait2221t

Model: **AIT2221T**, FCC ID: 2BFW-**AIT2221T** Images of the e-label screen are provided below: Users are able to access the information in no more than three steps in device's manual, the actual steps are: Settings>Systems and Updates>About. Also users are provided specific instructions on how to access t...

lang: **score:30** filesize: 266.74 K page\_count: 1 document date: 2024-07-02




[pdf]

Lin Change ID Letter Synlan Technology Pte Ltd AIT2221T iFLYTEK Translator 2BFW 2BFWAIT2221T ait2221t

Synlan Technology Pte. Ltd. 8 MARINA VIEW, #42-092, ASIA SQUARE TOWER 1, SINGAPORE 018960 Date: 20 ... rized equipment. This application by Synlan Technology Pte. Ltd. will establish a new FCC ID: 2BFW-**AIT2221T** for the purpose of marketing. The original grant to Hillsdale Technology LLC FCC ID: 2A94T-...


lang:en **score:28** filesize: 14.45 K page\_count: 1 document date: 2024-07-04



[pdf]

Mann Tzy Duh Not Covered Equipment Attestation Synlan Technology Pte Ltd AIT2221T iFLYTEK Translator 2BFW 2BFWAIT2221T ait2221t

Synlan Technology Pte. Ltd. Attestation Statements Not Covered Equipment To: Federal Communications Commission 7435 Oakland Mills Road, Columbia, MD 21046, USA Date: 2024-06-27 Ref: Information Required by Section 2.911 d 5 i filing FCC ID: 2BFW-**AIT2221T** Synlan Technology Pte. Ltd. the appl...  
lang:de score:28 filesize: 75.1 K page\_count: 1 document date: 2024-07-01



[pdf]

Mann Tzy Duh Not Covered Entity Applicant Attestation Synlan Technology Pte Ltd AIT2221T iFLYTEK Translator 2BFW 2BFWAIT2221T ait2221t  
Synlan Technology Pte. Ltd. Attestation Statements Not Covered Entity Applicant To: Federal Communications Commission 7435 Oakland Mills Road, Columbia, MD 21046, USA Date: 2024-06-27 Ref: Information Required by Section 2.911 d 5 ii filing FCC ID: 2BFW-**AIT2221T** Synlan Technology Pte. Ltd. ...  
lang:en score:27 filesize: 68.29 K page\_count: 1 document date: 2024-07-01



[pdf] Label

ID Label SYNLAN TECHNOLOGY PTE LTD AIR2453 iFLYTEK AI Recorder S6 2BHTA 2BHAAIR2453 air2453  
iFLYTEK AI Recorder S6 FCC ID:2BHTA-AIR2453 Model:**AIT2221T**  
RATED:9V=2A/5V=2A IMEI: SN: Made in China ...  
lang:en score:27 filesize: 65.07 K page\_count: 1 document date: 2024-11-13



[iFLYTEK AIT2221T Translator User Manual and Guide](#)

Comprehensive guide for the iFLYTEK AIT2221T Translator, covering features like face-to-face translation, photo translation, button-free voice translation, product specifications, FAQs, and safety instructions.  
lang:en score:22 filesize: 1.9 M page\_count: 2 document date: 2024-07-01



To: **Federal Communications Commission** Date: 2024-05-27  
7435 Oakland Mills Road, Columbia, MD 21046, USA  
Ref: Attestation Statement – Part 2.315(d)(7) filing  
FCG ID: 2BFW-AIT2221T

**UA INTERNATIONAL, INC.** (The applicant) certifies that, as of the date of the filing of the application, **UA INTERNATIONAL, INC.** (the Agent) is our designated U.S. agent for service of process for the above referenced FCC ID. The applicant accepts to maintain an agent for service of process in the United States for at least one year after either the guarantee has been permanently terminated all marketing and importation of the applicable equipment within the U.S. or the conclusion of any Commission related administrative or judicial proceeding involving the equipment, whichever is later. The applicant further acknowledges it is our responsibility to inform the FCC whenever the agent information changes.

**UA INTERNATIONAL, INC.** (the Agent) understands it is the agent's obligation to accept service of process in the United States for matters related to the applicable equipment, and at the physical U.S. address and email address.

<b>APPLICANT</b>	
Company Name:	Synlin Technology Pte. Ltd.
Contact Person:	Chen CM
Address:	8 MARINA VIEW, #42-002, ASIA SQUARE TOWER 1, SINGAPORE (018950)
Tel.:	+661739217621
Email:	cmchen5@satscm.com.cn
FRN:	0035154902

**U.S. Agent**  
Company Name: UA INTERNATIONAL INC.  
Contact Person: Jessica Zhong  
Address: 5000 Broadway Dr Suite 818 Colorado Springs, COLORADO 80919, USA  
Tel.: N/A  
Email: UA.customerservice@hotmail.com  
FCC FRN: 0003510736

Sincerely yours,	The Applicant	The Agent
Company Name Contact Person	Syntex Technology Pte. Ltd. Chen Chit	UA INTERNATIONAL PTE. Jesse Chan
Signature		

[\[pdf\]](#)

Attestation of US Agent Synlan Technology Pte Ltd AIT2221T iFLYTEK Translator 2BFKW  
2BFKWAIT2221T ait2221t

...

lang:en score:16 filesize: 363.88 K page\_count: 1 document date: 2024-07-01

 TUV Rheinland <sup>®</sup>	TCB Authority to Act as Agent	<div>Revised: 08-04-2017</div> <div>Rev. 1.0</div> <div>Rev. 1.0 (08-04-2017)</div>
<h2>Synlan Technology Pte. Ltd.</h2>		
<h3>Authority to Act as Agent</h3>		
Date: 2024-06-27		
TUV Rheinland of North America, Inc. 1279 Quency Lane, Suite A Parsippany, NJ 08859		
To Whom It May Concern:		
I, <u>Walter T. Dineen, (SynlanTech Co.)</u> , do, act as the agent in the preparation of this application for a <u>Trademark Registration</u> (hereby, the "substantive documents") properly describe the device or system for which equivalent certification is sought. I also certify that each such manufactured, imported or marketed item falls within the FCC's "substantive regulations" and will be affixed to a label directed to the addressee for approval with this application.		
As specified by our authorized agent, the application for certification on our behalf, I acknowledge that the responsibility for complying with the terms and conditions for Certification, as imposed by FCC Regulations, will remain with <u>Synlan Technology Pte. Ltd., 4 Marina View, #12-01, ASIA SQUARE TOWER 1, SINGAPORE 049936</u> .		
Furthermore, I do certify that the same are not identical to federal benefits, that includes FCC benefits, pursuant to Section 5501 of the Anti-Drug Abuse Act of 1988, 21 U.S.C. 882. Further, no copy, as defined in 47 CFR 1.2002, is in the application to submit a detail of federal benefits, that includes FCC benefits.		
Thank you.		
Agency Agreement Date: 2024-06-27		
Agreement is valid for 12 months from the above date.		
By:		
 (Signature)  TUV Engineer (Print Name)  On behalf of <u>Synlan Technology Pte. Ltd.</u>	 (Signature)  Walter T. Dineen (Print Name)  On behalf of <u>Synlan Technology Pte. Ltd.</u>	

Page 1 of 1