



[Manuals.plus](#) /

> [Mirightone](#) /

> [Mirightone Metal Full Size Loft Bed with Stairs, Storage Shelf, and Wardrobe - Instruction Manual](#)

Mirightone full loft bed with stairs

Mirightone Metal Full Size Loft Bed with Stairs, Storage Shelf, and Wardrobe - Instruction Manual

[Introduction](#) [Safety Information](#) [Setup & Assembly](#) [Operating Instructions](#) [Care & Maintenance](#)
[Troubleshooting](#) [Specifications](#) [Warranty](#) [Customer Support](#)

1. INTRODUCTION

This manual provides comprehensive instructions for the assembly, operation, and maintenance of your Mirightone Metal Full Size Loft Bed. Designed for durability and space efficiency, this loft bed features integrated storage stairs, an upper bed shelf, and a wardrobe compartment. Please read this manual thoroughly before assembly and use to ensure safe and correct operation.



Image 1.1: The Mirightone Metal Full Size Loft Bed, showcasing its integrated design with a sofa underneath and storage stairs.

2. IMPORTANT SAFETY INFORMATION

WARNING: Failure to follow these safety instructions could result in serious injury.

- Do not use the top bed for children under 6 years of age.
- Be cautious of the high clearance to prevent falls.
- Ensure proper assembly to maintain stability and prevent collapse. Regularly check all connections and fasteners.
- Always use the provided full-length guardrails on the upper bunk for ultimate safety.
- Ensure the mattress thickness does not exceed 6 inches to maintain adequate guardrail height.
- Do not attach or suspend items from any part of the loft bed that are not designed for use with the bed; for example, but not limited to, hooks, belts, or ropes.
- Periodically check and ensure that the guardrail, ladder, and other components are in their proper position and

free from damage.



Full Length Guardrail



Protection

Upper bunk is equipped with full-length guardrails for ultimate safety.

Underneath Spaces

The **54.3 inch** under the loft bed creates extra space for multi-functional use. You can place storage cabinets, small sofa, or a desk...



Image 2.1: Detail of the full-length guardrail on the upper bunk, designed for user safety.



Image 2.2: Visual representation of the 13-inch guardrail height, emphasizing safety for the upper bunk.

3. SETUP & ASSEMBLY

The Mirightone Full Size Loft Bed is designed for straightforward assembly. It comes with clear, numbered instructions and all necessary tools. Please note that the bed typically arrives in two separate packages, which may arrive on different dates.

3.1 Before You Begin

- **Unpack All Components:** Carefully remove all parts from the packaging. Verify that all components listed in the instruction manual are present and undamaged.

- **Organize Parts:** Lay out all parts in an open area, preferably near the intended assembly location. Group similar parts together.
- **Review Instructions:** Read the entire assembly manual before starting. Pay close attention to diagrams and warnings.
- **Tools Provided:** All required assembly tools are included in the package. No additional tools should be necessary.

3.2 Assembly Steps

1. Follow the step-by-step instructions provided in the included manual. Each part is numbered to correspond with the diagrams.
2. Ensure all bolts and screws are tightened securely, but do not overtighten until instructed to do so.
3. Pay attention to the orientation of parts, especially when attaching the stairs and guardrails.
4. Once fully assembled, double-check all connections to ensure stability and safety.



Large Weight Capacity



Simple Installation



Solid Steel Structure



Space Saving Design



Multipurpose Use Design



Image 3.1: Visual representation of key features including simple installation, solid steel structure, and space-saving design.

4. OPERATING INSTRUCTIONS & FEATURES

Your Mirightone Loft Bed offers a versatile and space-saving solution with several integrated features.

4.1 Upper Bed Storage Shelf

The upper bed features a convenient storage shelf with mesh around the edges to prevent items from falling. This shelf is ideal for keeping personal items such as books, gadgets, or small decor within easy reach from the bed.

Spacious Storage Shelf Upper



Features a storage shelf next to the upper bed, providing extra storage space. This shelf is perfect for keeping books, gadgets, or small items within easy reach.



Phones



Cups



Books



Decor

Image 4.1: The upper bed's integrated storage shelf, perfect for books, phones, and other small items.




Image 4.2: Detailed view of the upper storage shelf, highlighting its utility for various items.

4.2 Storage Stairs & Wardrobe

The integrated staircase provides safe and easy access to the upper bunk. Each step of the staircase includes built-in storage compartments, suitable for shoes, toys, or blankets. Additionally, a wardrobe compartment with a hanging rod is incorporated, offering space for clothing storage.

Storage Stairs & Wardrobe

The staircase includes built-in storage compartments, making it easy to store items like shoes, toys, or blankets. and the wardrobe with its own hanging rod to put your clothes .



Clothes



Shoes



Storage Box

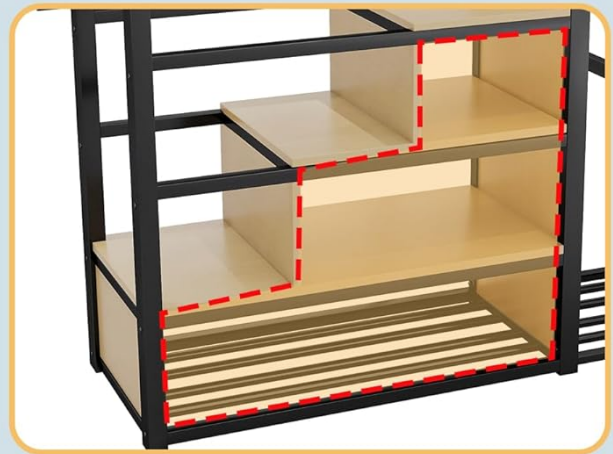
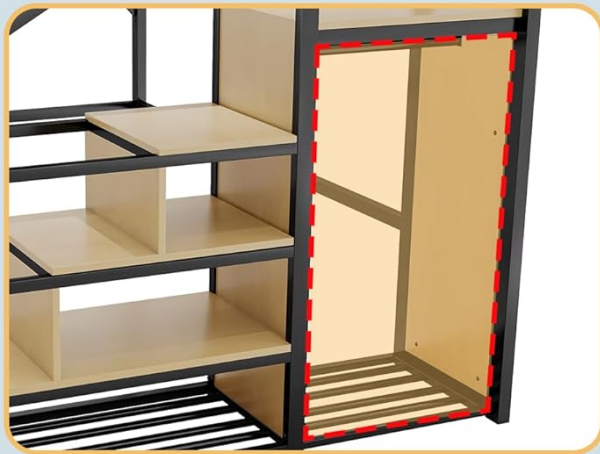


Image 4.3: The multi-functional storage stairs and wardrobe, providing ample storage solutions.

Great Loft Bed with Stairs for Bedroom

"Perfect space saver"

"Great Value"

"These loft beds are very sturdy"



Image 4.4: Detailed illustration of the storage stairs and wardrobe, indicating their capacity for various items.

4.3 Under-Bed Space

The high clearance of 54.3 inches beneath the loft bed creates a spacious area for multi-functional use. This area can be utilized for placing storage cabinets, a small sofa, a desk, or other furniture to maximize room utility and create a personalized living or working space.



Image 4.5: An example setup showing a desk and chair placed in the under-bed space, ideal for study or work.



Image 4.6: Visual representation of the 54.3-inch under-bed clearance, illustrating the potential for additional furniture.



Image 4.7: Animated visual demonstrating the spacious 54.3-inch clearance beneath the loft bed.

5. CARE & MAINTENANCE

Proper care and maintenance will extend the life and appearance of your Mirightone Loft Bed.

- **Cleaning:** Wipe down metal surfaces with a soft, damp cloth. Avoid abrasive cleaners or harsh chemicals that could damage the powder-coated finish.
- **Regular Inspection:** Periodically check all bolts, screws, and connections to ensure they remain tight. Retighten as necessary to maintain structural integrity.
- **Avoid Overloading:** Do not exceed the recommended weight capacity for the bed.
- **Protect Surfaces:** Use coasters or protective pads on the upper shelf to prevent scratches or damage.



Thick Metal Tube

Features a stunning chrome powder coated finish formulated for wear-resistance to protect the surface sheen from wear and tear.



Metal Slats Support

18 pcs closely and sturdy bed slats bear your weight and also keep the mattress smoothly supported, No box spring needed.

Image 5.1: Detail of the thick metal tubes and sturdy metal slats, highlighting the bed's robust construction.

6. TROUBLESHOOTING

This section addresses common issues you might encounter with your loft bed.

6.1 Bed Feels Unstable or Wobbly

- **Check Connections:** Ensure all bolts and screws are fully tightened. Loose connections are the most common cause of instability.

- **Level Surface:** Verify that the bed is placed on a flat, level surface. Uneven flooring can cause wobbling.
- **Re-assembly Check:** If instability persists, carefully review the assembly instructions to ensure all parts were installed correctly.

6.2 Missing Parts or Damaged Components

- **Check Packaging Thoroughly:** Sometimes small parts can be overlooked in packaging materials.
- **Contact Customer Support:** If parts are genuinely missing or damaged upon arrival, refer to the Customer Support section for assistance.

6.3 Difficulty During Assembly

- **Review Instructions:** Re-read the specific step causing difficulty. Diagrams are crucial for correct orientation.
- **Do Not Force Parts:** If parts do not fit easily, re-check the instructions. Forcing components can cause damage.
- **Seek Assistance:** Assembly can be easier with two people.

7. PRODUCT SPECIFICATIONS

Feature	Detail
Brand	Mirightone
Model Number	full loft bed with stairs
Size	Full
Product Dimensions (L x W x H)	94.3"L x 57.2"W x 73.4"H
Under-Bed Clearance	54.3 inches
Material	Engineered Wood, Metal
Finish Type	Powder Coated
Color	Black With Shelf and Stairs
Item Weight	162.8 pounds
Number of Slats	18 pcs
Compatible Mattress Thickness	6 inches or less
Assembly Required	Yes (Instructions and tools included)
Special Features	Storage Staircase and Wardrobe, High Loft Bed, No Box Spring Needed, Storage Shelf on Upper Bed

Product Dimensions



Contains 2 Boxes and May Not Arrive on the Same Day!

Number of Slats

Bed slats: 18 pcs

Applicable Mattress Thickness

6 inches or less

Size Type

Full Size

Image 7.1: Detailed product dimensions and weight capacity information.

8. WARRANTY INFORMATION

Specific warranty details for the Mirightone Metal Full Size Loft Bed are not provided in the product information. For warranty inquiries, please contact Mirightone customer support directly. Keep your purchase receipt as proof of purchase.

9. CUSTOMER SUPPORT

For any questions, concerns, or assistance with your Mirightone product, please contact our customer care team. We are committed to providing support and will respond to your inquiries promptly.

How to Contact Support:

- Via Amazon Order Page:

- a. Go to "Your Orders".
- b. Find your purchase of the Mirightone Metal Full Size Loft Bed.
- c. Click "Contact Seller".

Our team aims to respond within 24 hours, including weekends.



Image 9.1: Mirightone Customer Care contact details, emphasizing prompt support.