

[Manuals.plus](#) /

> [Jojovenusmall](#) /

> Jojovenusmall Smart Ring SL Health Tracker User Manual

Jojovenusmall SL

Jojovenusmall Smart Ring SL Health Tracker User Manual

Model: SL

1. INTRODUCTION

The Jojovenusmall Smart Ring SL is a health tracking wearable designed to monitor various health metrics discreetly and comfortably. This manual provides essential information for setting up, operating, and maintaining your smart ring to ensure optimal performance.

All-weather intelligent monitoring, intergrate health into your daily, multi-dimensional health monitoring, life goes on, exploration never stops.



Night sleep monitoring

Record the complete sleep structure and monitor your sleep quality throughout



True heart rate monitoring

Check your heart rate details anytime, anywhere to protect your health



Continuous blood oxygen monitoring

Blood oxygen saturation can be measured at any time to clearly see your blood oxygen changes



Step counting

Daily energy consumption, daily/weekly/monthly data visualization

Image: The Jojovenusmall Smart Ring SL, a sleek health tracker.

2. WHAT'S IN THE BOX

Upon opening your Jojovenusmall Smart Ring package, you should find the following items:

- Smart Ring



Image: The Jojovenusmall Smart Ring and its packaging.

3. SETUP AND APP CONNECTION

To begin using your Smart Ring, you must first download the companion mobile application and pair the ring with your smartphone.

3.1 App Download

The Smart Ring is compatible with Android devices running version 5.0 and above, and Apple iOS devices running version 10.0 and above. Search for the official Jojovenusmall Smart Ring app in your device's app store and install it.




Attention: Use thin string and tighten your fingers to prevent large errors

Wearing instructions



STEP-01

When measuring, please choose a non-elastic thin line to wrap around your finger.



STEP-02

After straightening the thin line, measure its length with a ruler and choose it against the following specifications.

Ring model and comparison table

Ring model	Inner Diameter	Circumference
6#	16.5mm	51.9mm
7#	17.3mm	54.4mm
8#	18.1mm	57.2mm
9#	18.9mm	59.5mm
10#	19.8mm	63.4mm
11#	20.6mm	64.6mm
12#	21.4mm	67.2mm
13#	22.2mm	69.7mm

Image: Instructions for downloading the mobile application.

3.2 Pairing with Your Device

1. Ensure Bluetooth is enabled on your mobile phone.
2. Open the Jojovenusmall Smart Ring application.
3. The application will guide you through the pairing process. The ring will automatically connect when the app is launched and Bluetooth is active.
4. If the ring is not connected to the mobile phone, it can still independently track body monitoring data (blood oxygen, heart

rate). This data will synchronize with the app once a connection is re-established.

DOWNLOAD MOBILE APP

You need to connect to the ring via Bluetooth on your mobile phone, keep the Bluetooth on, and the Bluetooth will be connected automatically when the app is launched. When not connected to the mobile phone, the ring can also independently carry out body monitoring, recording blood oxygen and heart rate status, and then update the data within the app when connected.



Image: Example of the mobile application interface displaying health data.

4. WEARING INSTRUCTIONS AND SIZING

For accurate data collection and comfort, proper fit is essential. The Smart Ring is designed to be lightweight and comfortable, with a thickness of 2.5mm.

4.1 Sizing Guide

To determine your correct ring size, follow these steps:

1. Wrap a non-elastic string or paper strip snugly around the base of the finger where you intend to wear the ring.
2. Mark the point where the string or paper overlaps.
3. Straighten the string or paper and measure its length with a ruler to find the circumference in millimeters.
4. Refer to the sizing chart below to find your corresponding ring model number.



Image: Visual guide for measuring finger size and a ring size comparison table.

Ring Size Chart

Ring Model	Inner Diameter (mm)	Circumference (mm)
------------	---------------------	--------------------

Ring Model	Inner Diameter (mm)	Circumference (mm)
6#	16.5	51.9
7#	17.3	54.4
8#	18.1	57.2
9#	18.9	59.5
10#	19.8	63.4
11#	20.6	64.6
12#	21.4	67.2
13#	22.2	69.7

Note: Use a non-elastic material and tighten it to prevent inaccurate measurements.

5. OPERATING INSTRUCTIONS

The Jojuvenusmall Smart Ring continuously monitors various health parameters throughout your day and night.

5.1 Health Monitoring

- **Heart Rate Monitoring:** The ring provides 24-hour real-time heart rate monitoring. View your heart rate details anytime through the app to track your cardiovascular health.
- **Blood Oxygen Monitoring:** Continuous blood oxygen saturation (SpO2) can be measured, allowing you to observe changes in your blood oxygen levels.
- **Sleep Tracking:** The ring records your complete sleep structure, including deep sleep, light sleep, REM, and awake times, providing insights into your sleep quality.
- **Activity Tracking:** Monitor your daily activity, including exercise time, distance traveled, calories burned, and step count. The app provides daily, weekly, and monthly data visualization.



Image: Smart Ring indicating heart rate, SpO2, and sleep monitoring.



Image: Mobile app displaying 24-hour real-time heart rate data.



Image: Mobile app displaying detailed sleep monitoring data.



Image: The Smart Ring tracking various sports activities.

5.2 Waterproof Feature

The Smart Ring features an IP68 waterproof rating, indicating a fully enclosed structure. This allows for use during swimming and diving, supporting water depths up to 1000 meters.

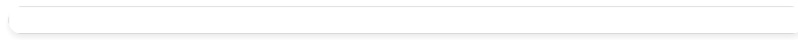


Image: The Smart Ring submerged in water, illustrating its IP68 waterproof capability.

6. CHARGING AND BATTERY LIFE

The Smart Ring is equipped with a long-lasting battery. After a full charge, it can operate continuously for up to 10 days, minimizing the need for frequent recharging.




Image: The Smart Ring with a charging icon, symbolizing its extended battery life.

7. MAINTENANCE

To ensure the longevity and optimal performance of your Jojovenusmall Smart Ring, follow these maintenance guidelines:

- **Cleaning:** Wipe the ring regularly with a soft, damp cloth to remove dirt and oils. Avoid using harsh chemicals or abrasive materials.
- **Storage:** When not in use for extended periods, store the ring in a cool, dry place away from direct sunlight and extreme temperatures.
- **Charging:** Use only the provided charging accessories. Avoid overcharging the device.
- **Water Exposure:** While the ring is waterproof, it is recommended to rinse it with fresh water after exposure to saltwater or chlorinated water to prevent residue buildup.

8. TROUBLESHOOTING

If you encounter issues with your Smart Ring, refer to the following common solutions:

Ring not connecting to phone:

- Ensure Bluetooth is enabled on your phone.
- Verify the Smart Ring app is open and running in the foreground or background.
- Restart your phone and the Smart Ring app.
- Ensure the ring is charged.
- If the issue persists, try unpairing and re-pairing the device through your phone's Bluetooth settings and the app.

Inaccurate data readings:

- Ensure the ring is worn snugly on your finger, not too loose or too tight.
- Clean the sensors on the inside of the ring to remove any debris or sweat.
- Ensure the app is updated to the latest version.

Short battery life:

- Ensure the ring is fully charged.
- Avoid extreme temperatures, which can affect battery performance.
- If battery life significantly degrades, contact customer support.

9. SPECIFICATIONS

Feature	Detail
Brand	Jojovenusmall
Model Name	Smart Ring
Model Number	SL
Operating System Compatibility	Android 5.0+, iOS 10.0+
Connectivity Technology	Bluetooth
Special Feature	Waterproof (IP68)
Water Resistance Depth	1000 Meters
Battery Capacity	14 Milliamp Hours
Battery Average Life	Up to 10 days
Metrics Measured	Distance, Step Count, Calories Burned, Sleep Duration
Sport Type Support	Running, Swimming, Walking, Yoga
Material	Metal
Color	Gold (as per product variant)
Manufacturer	Weyrinice

10. WARRANTY AND SUPPORT

The Jojovenusmall Smart Ring SL comes with a Standard Warranty. For specific details regarding warranty coverage, duration, and terms, please refer to the warranty card included with your product or contact Jojovenusmall customer support. For technical assistance, troubleshooting, or any other inquiries, please visit the official Jojovenusmall website or contact their customer service department. Contact information can typically be found on the product packaging or the official website.

