

[Manuals.plus](#) /

> [Blackview](#) /

> Blackview BV5300 Plus Rugged Smartphone User Manual

Blackview BV5300 Plus

Blackview BV5300 Plus Rugged Smartphone User Manual

Model: BV5300 Plus

1. INTRODUCTION

Welcome to the user manual for your Blackview BV5300 Plus Rugged Smartphone. This device is engineered for durability and performance, featuring a robust design, a powerful battery, and the latest Android 13 operating system with Doke OS 4.0. This manual provides essential information on setting up, operating, maintaining, and troubleshooting your new smartphone to ensure optimal performance and longevity.



The Blackview BV5300 Plus Rugged Smartphone, designed for durability and high performance.

2. WHAT'S IN THE BOX

Please check the contents of your package to ensure all items are present:

- Blackview BV5300 Plus Tough Phone x1
- Power Adaptor (5V 2A) x1
- Micro USB Cable (Type-C) x1
- User Manual x1

3. PRODUCT OVERVIEW


Familiarize yourself with the physical components of your Blackview BV5300 Plus smartphone.



Front and rear view of the Blackview BV5300 Plus Rugged Smartphone, showcasing its robust design and triple camera setup.

The device features a durable casing with reinforced corners for enhanced impact resistance. The charging port is protected by a light-fitting cover to improve water and dust resistance. The back panel incorporates thermoplastic polyurethane and double injection moulded fibreglass for superior protection and abrasion resistance.

Quality defined by details



Enhance water and dust resistance with a tight-fitting charging port cover



Thickened rubber corners for better impact resistance



Thermoplastic polyurethane and double injection moulded fibreglass for greater protection and abrasion resistance

Detailed view of the phone's robust construction, including the sealed charging port, thickened rubber corners, and durable material composition.

4. SETUP

4.1. SIM Card and Micro SD Card Installation

The BV5300 Plus supports dual Nano SIM cards or one Nano SIM card and one Micro SD card for expandable storage up to 2TB. Locate the SIM card tray on the side of the device. Use the provided SIM ejector tool to open the tray. Carefully place your SIM card(s) and/or Micro SD card into the designated slots, ensuring correct orientation. Close the tray securely.

4.2. Initial Charging

Before first use, fully charge your Blackview BV5300 Plus. Connect the provided USB Type-C cable to the phone's charging port and the power adaptor. Plug the adaptor into a power outlet. The phone features a 6580mAh battery and supports 10W fast charging. A full charge can provide up to 32 days of standby time.

4.3. Power On/Off

To power on, press and hold the Power button until the Blackview logo appears. To power off, press and hold the Power button, then select 'Power off' from the options displayed on the screen.

5. OPERATING YOUR SMARTPHONE

5.1. Android 13 & Doke OS 4.0

Your BV5300 Plus runs on the latest Android 13 operating system, offering enhanced privacy controls and security features. It is complemented by Blackview's exclusive Doke OS 4.0, which provides a smooth and personalized user experience. Key features include a Privacy Dashboard, Permission Manager, and the EasyShare application for fast, network-independent file transfers.

photos, videos, and applications.

UP to 12GB RAM (4GB+8GB Virtual)+128GB ROM

4+8GB RAM 128GB ROM 1TB Expansion 2.1GHz Octa-Core

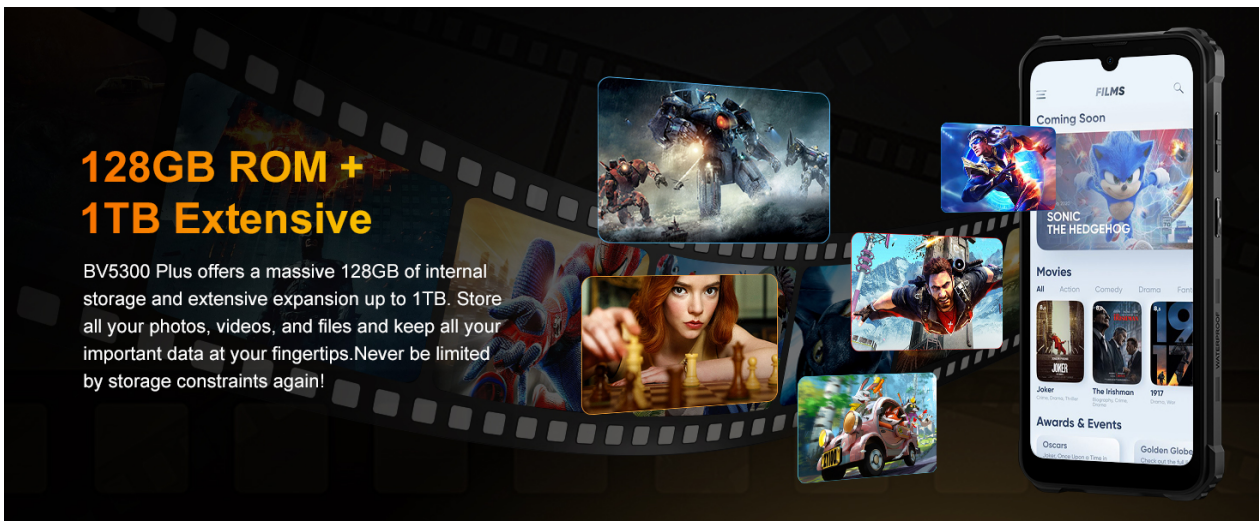
Diagram illustrating the 12GB RAM (4GB physical + 8GB virtual) and 128GB ROM configuration, with 1TB expansion capability.

4GB RAM + 8GB Virtual

With a staggering 4GB+8GB RAM configuration, BV5300 Plus ensures seamless multitasking and efficient app performance. Switch between apps effortlessly and enjoy smooth operation even with resource-intensive tasks!

MediaTek
Helio G72
Octa-core

The BV5300 Plus ensures seamless multitasking and efficient app performance with its 4GB+8GB RAM configuration.



Massive 128GB internal storage with extensive expansion up to 1TB, allowing ample space for all your data.


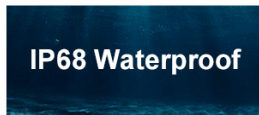


5.3. Camera Features

The BV5300 Plus is equipped with a 13MP rear camera and a 5MP front camera, enhanced by ArcSoft's advanced camera algorithms. It supports various modes including:

- **Underwater Camera:** Capture clear photos and videos while swimming or diving.
- **360° Panorama:** Create wide panoramic shots.
- **Portrait Mode:** Achieve professional-looking photos with blurred backgrounds.
- **Night Mode:** Improve photo quality in low-light conditions.
- **HDR:** Enhance dynamic range for balanced exposures.
- **2K Video Recording:** Record high-resolution videos.



Overview of the camera system, highlighting the 13MP rear and 5MP front cameras, along with various shooting modes including underwater.



Comprehensive view of the camera's capabilities, including various modes and features for diverse photographic needs.

ArcSoft 360° Panorama Mode



Demonstration of the ArcSoft 360 Panorama Mode, allowing for expansive landscape captures.

ArcSoft Portrait Mode




Examples of photos taken using ArcSoft Portrait Mode, showcasing its ability to create depth of field effects.

ArcSoft Underwater Mode



The ArcSoft Underwater Mode allows for clear photography in aquatic environments.

ArcSoft Night Mode



Comparison showing the effectiveness of ArcSoft Night Mode in low-light conditions.

5.4. Display

The BV5300 Plus features a 6.1-inch HD+ display with 720x1560 resolution, 500 nits brightness, and an 83% screen-to-body ratio. This provides clear and vivid visuals even in bright sunlight.

6.1" HD+ Wonderful to View

720*1560
Resolution

500 nits
Brightness

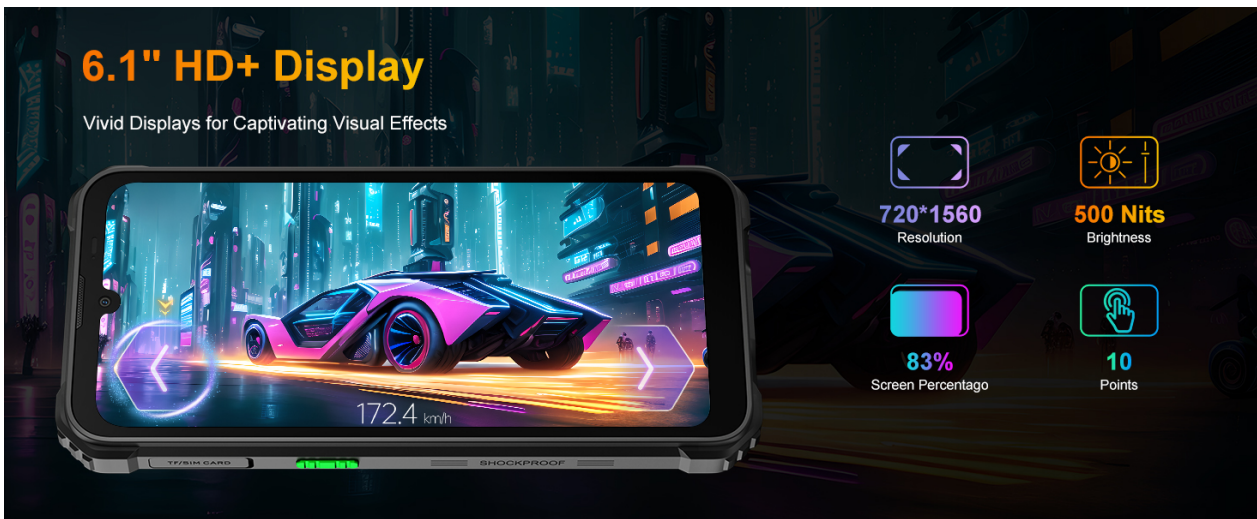
20:9
Aspect Ratio

83%
Screen Percentage

Full Angle

10 Points

Details of the 6.1-inch HD+ display, including resolution, brightness, aspect ratio, and screen percentage.



The 6.1-inch HD+ display provides vivid visuals for a captivating viewing experience.

5.5. Connectivity and Navigation

The phone supports 4G Dual SIM for fast and stable mobile network connectivity. It also includes NFC for Google Pay and other contactless transactions, and comprehensive GPS/GLONASS/Beidou/Galileo for accurate navigation.

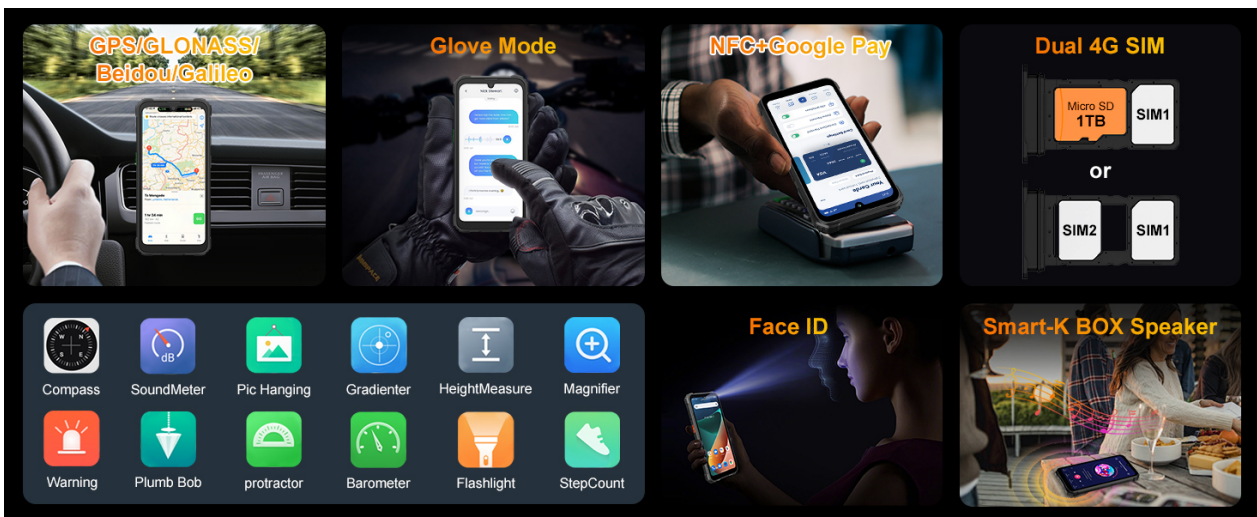
5.6. Security Features

Unlock your phone instantly and securely using Face Unlock technology.

5.7. Utility Tools and Special Features

The BV5300 Plus comes with a suite of useful tools and features:

- **Glove Mode:** Allows for touch screen operation even when wearing gloves.
- **Smart-K BOX Speaker:** Provides enhanced audio output.
- **Pre-installed Tools:** Compass, Sound Meter, Pic Hanging, Gradienter, Height Measure, Magnifier, Warning, Plumb Bob, Protractor, Barometer, Flashlight, Step Count.



Overview of additional features including navigation, glove mode, NFC for payments, dual SIM support, face unlock, enhanced speaker, and a range of utility tools.

6. RUGGED FEATURES

The Blackview BV5300 Plus is built to withstand harsh environments and challenging conditions, making it

ideal for outdoor workers and adventurers. It meets professional military-grade standards:

- **IP68 Waterproof:** Submersible in water up to 1.5 meters for 30 minutes.
- **IP69K Dustproof:** Fully protected against dust ingress and high-pressure, high-temperature water jets.
- **MIL-STD-810H Drop-proof:** Withstands drops from up to 1.5 meters onto hard surfaces.



Visual representation of the phone's IP68, IP69K, and MIL-STD-810H certifications, demonstrating its resistance to water, dust, and drops.



The BV5300 Plus is designed to be 360° dustproof, 1.5m deep waterproof, and 1.5m high drop-proof, ensuring durability in extreme conditions.

7. BATTERY MANAGEMENT

The BV5300 Plus is equipped with a large 6580mAh battery, providing extended usage times:


- **Standby:** Up to 768 hours
- **Call:** Up to 25 hours
- **Music Playback:** Up to 25 hours
- **Web Browsing:** Up to 18 hours
- **Video Playback:** Up to 10 hours
- **Gaming:** Up to 8 hours

Additionally, the phone supports 10W OTG (On-The-Go) reverse charging, allowing it to act as a power bank to charge other compatible devices.

6580mah Massive Battery

 **768 Hrs**
Standby

 **25 Hrs**
Call

 **25 Hrs**
Music

 **18 Hrs**
Web

 **10 Hrs**
Video

 **8 Hrs**
Game


OTG
Reverse Charging









USB Type-c



Illustration of the 6580mAh battery capacity and its impressive endurance for various activities.

6580mAh Enduring Battery Life

Blackview BV5300 Plus outdoor phone large battery power to get through your day

 Game 8 hrs	 Video 10 hrs
 Web 18 hrs	 Calling 25 hrs
 Music 25 hrs	 Standby 768 hrs

6580mAh



The Blackview BV5300 Plus offers enduring battery life to power through your day with extensive usage times.

Reverse Charging Support

If you need to charge another device on the go, BV5300 Plus's reverse charging support has got you covered



The BV5300 Plus supports reverse charging, allowing it to power other devices on the go.

8. MAINTENANCE

To ensure the longevity and optimal performance of your Blackview BV5300 Plus, follow these maintenance guidelines:

- **Cleaning:** Regularly wipe the phone with a soft, damp cloth. For stubborn dirt, use a mild soap solution. Ensure all ports are dry before charging.
- **Port Protection:** Always keep the charging port cover securely closed when not in use to prevent water and dust ingress.
- **Avoid Extreme Temperatures:** Do not expose the phone to excessively high or low temperatures for prolonged periods.
- **Handle with Care:** While rugged, avoid unnecessary drops or impacts.

9. TROUBLESHOOTING

If you encounter issues with your Blackview BV5300 Plus, try the following common troubleshooting steps:

- **Phone Not Turning On:** Ensure the battery is charged. Connect to the charger and wait a few minutes before attempting to power on again.
- **Screen Unresponsive:** Restart the phone by holding the Power button for about 10-15 seconds until it reboots.
- **Apps Crashing/Freezing:** Close the problematic app and reopen it. If the issue persists, clear the app's cache and data in Settings > Apps.
- **Poor Network Signal:** Check if your SIM card is properly inserted. Try restarting the phone or toggling Airplane Mode on and off.
- **Battery Draining Quickly:** Reduce screen brightness, close unused apps running in the background, and disable unnecessary features like Wi-Fi, Bluetooth, or GPS when not in use.
- **Water/Dust Exposure:** If the phone has been exposed to water or dust, ensure all ports are dry before charging. Do not open the device.

If these steps do not resolve the issue, please contact Blackview customer support for further assistance.

10. SPECIFICATIONS

Detailed technical specifications for the Blackview BV5300 Plus:

Feature	Specification
Model Name	Blackview 2024 PhoneBV5300Plus(4+128)
Operating System	Android 13.0 (with Doke OS 4.0)
RAM Memory Installed Size	12 GB (4GB physical + 8GB virtual)
Memory Storage Capacity	128 GB (expandable up to 2TB via Micro SD)
CPU Model	Octa-core 2.0GHz (Snapdragon equivalent performance)
Screen Size	6.1 Inches
Resolution	1920 x 1080 (HD+)
Refresh Rate	60 hertz
Battery	6580mAh Lithium Polymer (included)
Rear Camera	13 MP
Front Camera	5 MP
Product Dimensions	7.74 x 16.78 x 0.91 cm
Weight	273 g
Water/Dust/Drop Resistance	IP68, IP69K, MIL-STD-810H
Connectivity	4G Dual SIM, NFC, GPS/GLONASS/Beidou/Galileo

11. WARRANTY AND SUPPORT

Your Blackview BV5300 Plus Rugged Smartphone is manufactured by Blackview. For warranty information and customer support, please refer to the warranty card included in your product packaging or visit the official Blackview website. Keep your proof of purchase for warranty claims.

Please note: No official product videos with 'Seller' as creator type were found in the provided data to embed in this manual.