

## ZAGG XTR4

# ZAGG XTR4 Screen Protector for iPhone 16/15 User Manual

Brand: ZAGG | Model: XTR4 (for iPhone 16/15)

## INTRODUCTION

This manual provides detailed instructions for the installation, use, and maintenance of your ZAGG XTR4 Screen Protector for iPhone 16/15. The ZAGG XTR4 is designed to offer advanced screen protection with graphene reinforcement, blue light filtration, and anti-reflective technology.

## SETUP: INSTALLATION GUIDE

Follow these steps for a precise and dust-free installation of your ZAGG XTR4 Screen Protector.

### 1. Prepare Your Device


1. Power off your iPhone 16/15 to ensure a clear view of the screen during cleaning.
2. Use the provided alcohol prep pad to thoroughly clean the entire screen surface. Ensure all oils, fingerprints, and smudges are removed.
3. Immediately follow with the microfiber cloth to dry the screen and remove any alcohol residue.
4. Utilize the dust removal sticker to meticulously pick up any remaining dust or lint particles from the screen. This step is critical for a bubble-free installation.

### 2. Position the EZ Apply Tray

- Place your iPhone 16/15 into the EZ Apply tray, ensuring it is correctly oriented (top of the phone aligns with the "TOP" marking on the tray). The tray helps align the screen protector perfectly.

# EZ Apply® Install

Precise install tray for perfect alignment



*Tray and film may vary from image shown depending on device.*

*For flawless install, review the packaging instructions and install video.*

Image: Visual guide for using the EZ Apply tray for precise screen protector installation.

### 3. Apply the Screen Protector

1. Carefully peel off the protective layer labeled "1" from the screen protector. Avoid touching the adhesive side.
2. Align the screen protector with the punch holes on the EZ Apply tray. Gently lower the screen protector onto your iPhone's screen.
3. Once placed, the screen protector should automatically begin to adhere, pushing out air bubbles.
4. If any bubbles remain, use the microfiber cloth to gently push them towards the nearest edge of the screen. Apply light pressure and work from the center outwards.
5. Remove the EZ Apply tray and peel off the top protective layer (if present).

Your browser does not support the video tag.

Video: Official ZAGG XTR4 Screen Protector installation guide, demonstrating the EZ Apply tray and bubble removal process.

## OPERATING: KEY FEATURES AND USAGE

The ZAGG XTR4 Screen Protector enhances your iPhone 16/15 experience with several advanced features:

- **Extreme Drop Protection:** Fortified with graphene, the XTR4 is designed to be up to 11 times stronger than standard tempered glass, providing superior protection against drops, impacts, and scratches.

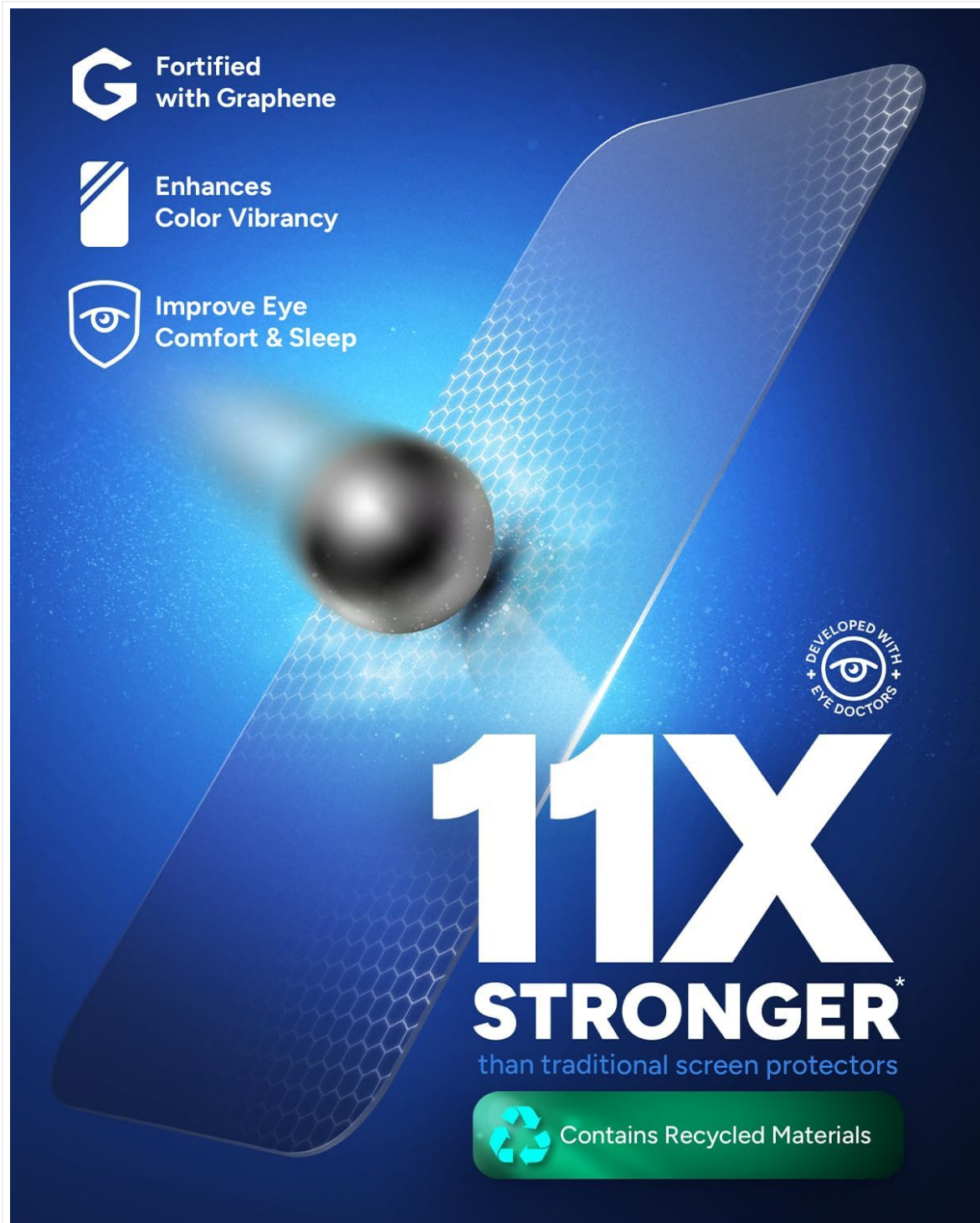


Image: Illustration of the ZAGG XTR4's graphene reinforcement, highlighting its 11x stronger impact protection.

- **Blue Light Filtration:** Radiance Protection Factor 60 technology filters out harmful blue light, reducing eye strain and improving sleep quality.



## Improve Eye Comfort & Sleep

XTR4 is the world's first screen protection with Radiance Protection Factor 60 technology that filters blue light which can disrupt sleep.



**NO**  
DISCOLORATION

Advanced  
technology  
filters  
**60%**  
intense  
blue light  
(435-440nm)




Image: Diagram showing blue light being filtered by the ZAGG XTR4 screen protector, promoting eye comfort.

Your browser does not support the video tag.

Video: Explanation of Ocusshield's anti-blue light screen protectors, detailing how they protect eyes from harmful blue light.

- **Anti-Reflective Technology:** Enhances screen clarity and color richness, delivering deeper blacks, more vivid reds, and true-to-life colors.



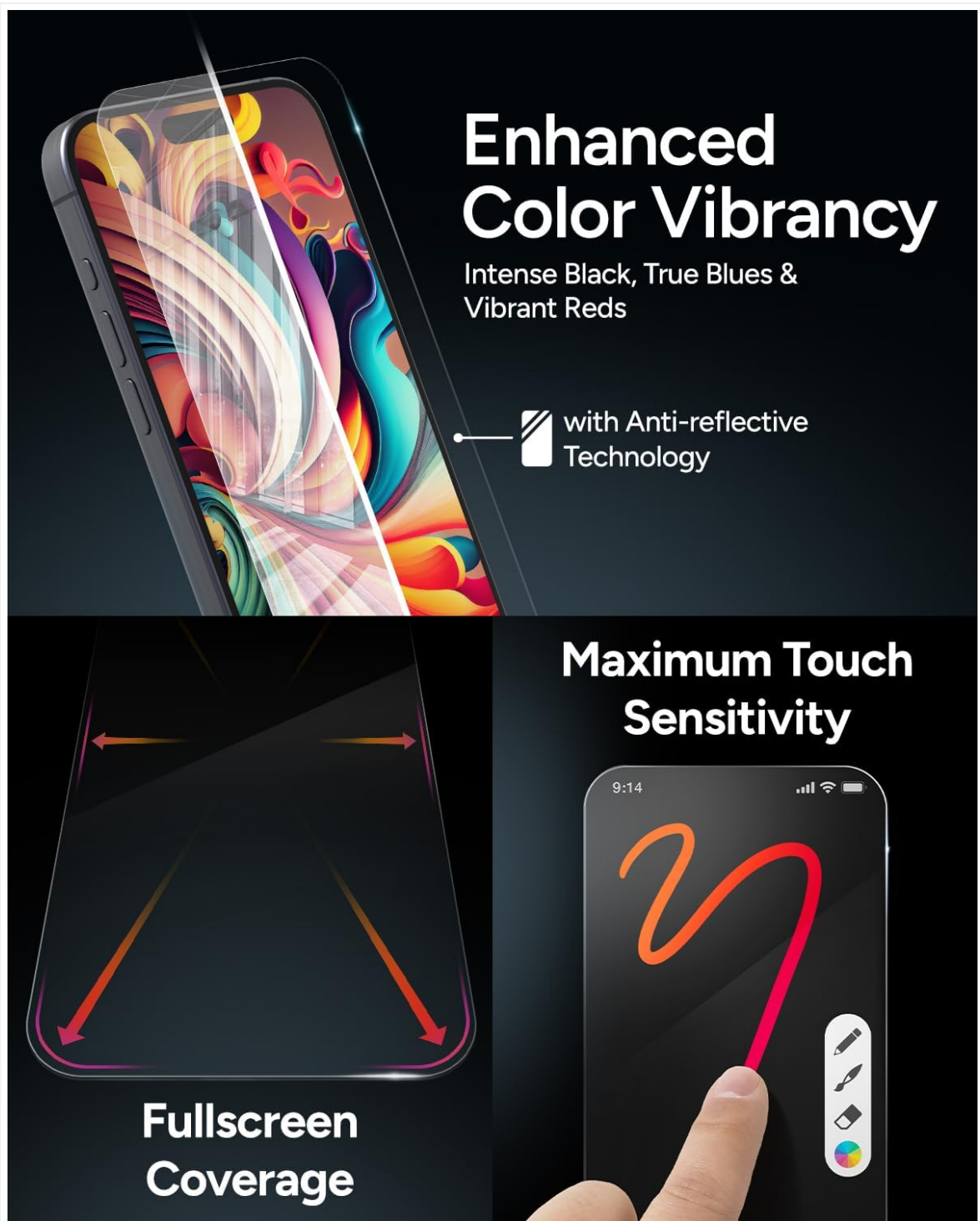


Image: Visual representation of enhanced color vibrancy and maximum touch sensitivity with anti-reflective technology.

- **Full-Screen Coverage:** Designed for edge-to-edge protection, ensuring comprehensive coverage for your device's screen.

# Full-screen coverage



Image: Close-up view illustrating the reinforced edge and full-screen coverage of the screen protector.

- **Maximum Touch Sensitivity:** Maintains the original touch responsiveness of your iPhone's screen.

## MAINTENANCE

---

To keep your ZAGG XTR4 Screen Protector in optimal condition:

- Regularly clean the screen protector with a soft, lint-free cloth.
- Avoid using harsh chemicals or abrasive materials, as these can damage the anti-reflective coating.
- The anti-dust adhesive helps prevent dust from settling under the protector during installation, contributing to long-term clarity.

## TROUBLESHOOTING

---

- **Bubbles after installation:** Small bubbles often disappear within 24-48 hours. For persistent bubbles, gently push them towards the nearest edge using the microfiber cloth or a soft card.
- **Dust under the protector:** If dust particles are visible, carefully lift a corner of the screen protector (using a piece of tape if necessary) and use the dust removal sticker to lift the particle. Reapply the protector slowly.
- **Reduced touch sensitivity:** Ensure the screen protector is clean and properly adhered. If issues persist, re-record your fingerprint once you have installed InvisibleShield on your phone, as per ZAGG's instructions.

SPECIFICATIONS

|                    |  |
|--------------------|--|
| Brand              | ZAGG   |
| Model              | XTR4   |
| Compatible Devices | iPhone 16, iPhone 15   |
| Material           | Tempered Glass (Graphene Reinforced)   |
| Item Hardness      | 11x Stronger than standard tempered glass  |
| Special Features   | Anti Glare, Blue Light Block (RPF 60), Drop Resistant, Scratch Resistant, Shockproof, Anti-Reflective Technology, Anti-Dust Adhesive |
| Product Dimensions | 7.95 x 4.25 x 0.5 inches   |
| Item Weight        | 0.352 ounces   |
| Color              | Clear  |

Crafted with 30% post-consumer recycled glass and packaged in 100% recyclable materials.  
TÜV Rheinland Certified Green Product Mark.

Eco-  
Friendly  
Design

## Protect your phone and the planet



Image: Illustration highlighting the eco-friendly aspects of the ZAGG XTR4, including recycled glass content.

### WARRANTY AND SUPPORT

The ZAGG XTR4 Screen Protector comes with a **Limited Lifetime Replacement Warranty**. If your protector wears out or gets damaged, ZAGG will replace it for as long as you own your iPhone 16/15. For warranty claims or further support, please visit the official ZAGG website or contact their customer service.



