

truefree truefree O2

truefree O2 Open Ear Headphones User Manual

Model: truefree O2

1. INTRODUCTION

Thank you for choosing the truefree O2 Open Ear Headphones. This manual provides detailed instructions for setting up, operating, and maintaining your new wireless earbuds. Please read this guide thoroughly to ensure optimal performance and a satisfying user experience.

2. PACKAGE CONTENTS

Verify that all items listed below are present in your package:

- truefree O2 Open Ear Earbuds (x2)
- Charging Case
- USB-C Charging Cable
- User Manual



The complete package contents: two truefree O2 open ear earbuds, the charging case, a USB-C charging cable, and the user manual.

3. PRODUCT OVERVIEW

The truefree O2 headphones feature an open-ear design for comfort and situational awareness, equipped with 15mm dynamic drivers and directional acoustics. The earbuds are ultra-lightweight (8g each) and designed with soft silicone ear hooks for a secure fit during various activities.



The truefree O2 open ear headphones and their compact charging case.



15mm Large
Dynamic Driver



Directional
Sound Outlet

Immersive Sound

Directional Sound Transmission Tech and 15mm
Dynamic Driver Deliver Rich Sound with Less Leakage

An exploded view diagram of the truefree O2 earbud, highlighting its 15mm large dynamic driver and directional sound outlet for immersive audio with minimal leakage.

4. WEARING THE EARBUDS

For optimal sound quality and comfort, ensure the earbuds are worn correctly.

1. Identify the left (L) and right (R) earbuds.
2. Gently hook the earbud over your ear, positioning the speaker part towards your ear canal.
3. Adjust the ear hook to fit snugly and securely around your ear. The flexible NiTi alloy memory steel wire

ensures a stable fit for various ear shapes.



A user wearing the truefree O2 headphones, demonstrating their ultra-light design, comfortable fit, and secure ear hooks suitable for active use.

5. CHARGING

The truefree O2 headphones and charging case are designed for efficient power management.

5.1 Charging the Earbuds

- Place the earbuds into the charging case. Ensure the charging contacts align.
- The indicator lights on the earbuds will show their charging status.
- A full charge provides approximately 6.5 hours of playtime.

5.2 Charging the Case

- Connect the USB-C charging cable to the charging port on the case and to a power source.
- The charging case can be fully charged in approximately 1 hour and 15 minutes.
- A fully charged case provides up to 22 hours of total playtime for the earbuds.

IPX5 

WATERPROOF

Designed for Sport

6.5Hrs

Single Charge

22Hrs

with Charging
Case

1H15min

Fast Charging
with Type-C



**IPX5 Waterproof
& Fast Charging**

An illustration detailing the IPX5 waterproof rating, 6.5 hours of playtime on a single charge, 22 hours total with the charging case, and 1 hour 15 minutes fast charging via USB-C.

6. SETUP

6.1 Initial Bluetooth Pairing

1. Open the charging case. The earbuds will automatically enter pairing mode.
2. Enable Bluetooth on your device (smartphone, tablet, laptop).
3. Search for "truefree O2" in the list of available Bluetooth devices.
4. Select "truefree O2" to connect. A voice prompt will confirm successful pairing.

6.2 App Control

Enhance your experience by downloading the "Truefree" application from your device's app store.

- **Customization:** Adjust EQ settings, including 9 personalized presets and a customizable option.
- **Firmware Updates:** Keep your earbuds updated with the latest features and improvements.
- **Special Functions:** Control features like game mode and other settings directly from the app.
- **Dual Device Connection:** Enable multipoint connection for seamless switching between two devices.



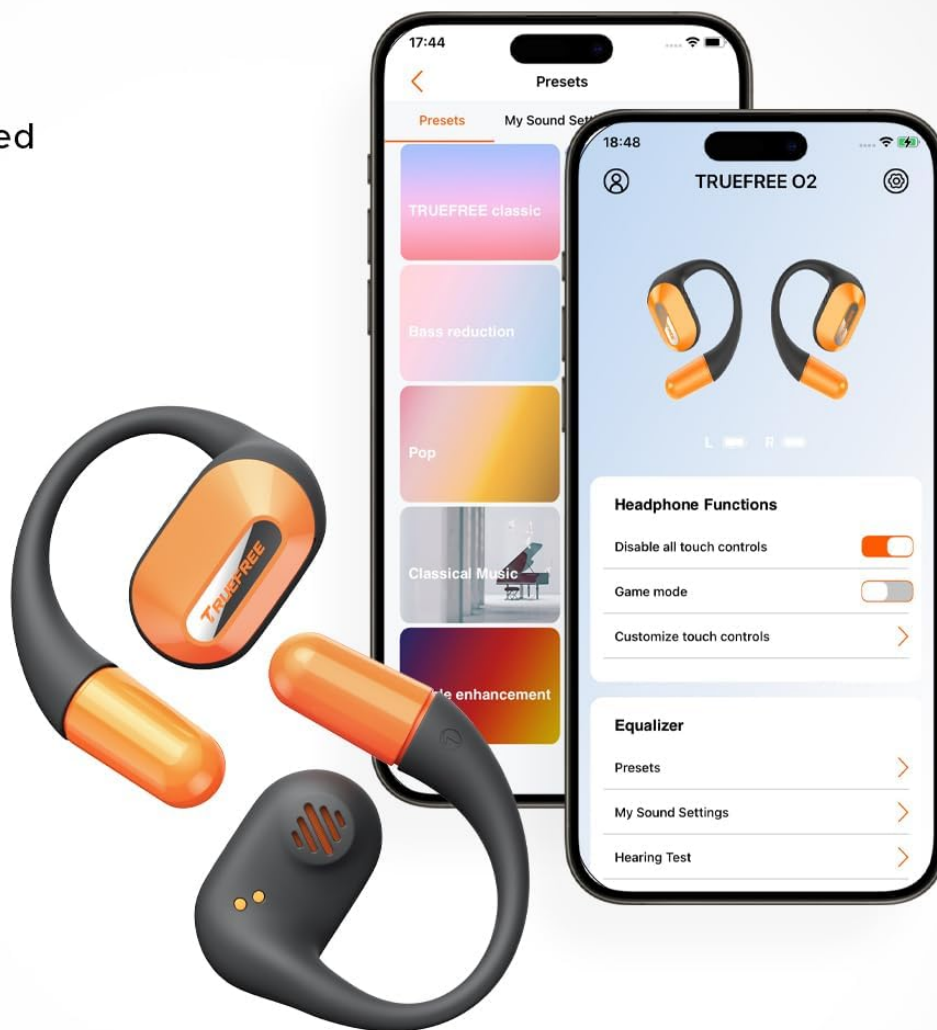
9 Personalized
EQ



Upgrade
Firmware



Special
Function
Control



APP Control & Multipoint Connection

Download Truefree APP to Achieve Dual Connection

Screenshots of the Truefree mobile application, illustrating options for customizing EQ settings, game mode, and other control functions for the O2 headphones.

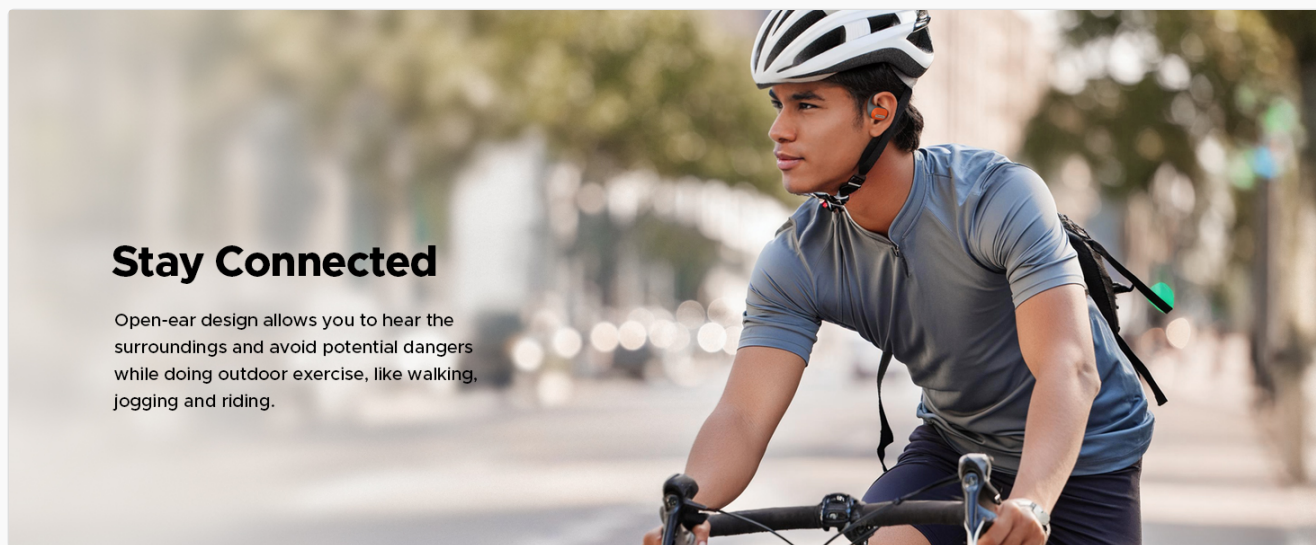
7. OPERATING

7.1 Touch Controls

The truefree O2 earbuds feature intuitive touch controls on both the left (L) and right (R) earbuds.

| Action | Function |
|--------|----------|
|--------|----------|

| Action | Function |
|---------------------------|---|
| L & R Double tap | Play/Pause, Answer/End Call |
| L & R Long press for 1.5s | Previous Track (L), Next Track (R), Power On/Off (when not in case) |
| L Single tap | Volume Down |
| R Single tap | Volume Up |
| L Long press for 3s | Activate Game Mode |
| R Long press for 3s | Activate Voice Assistant |

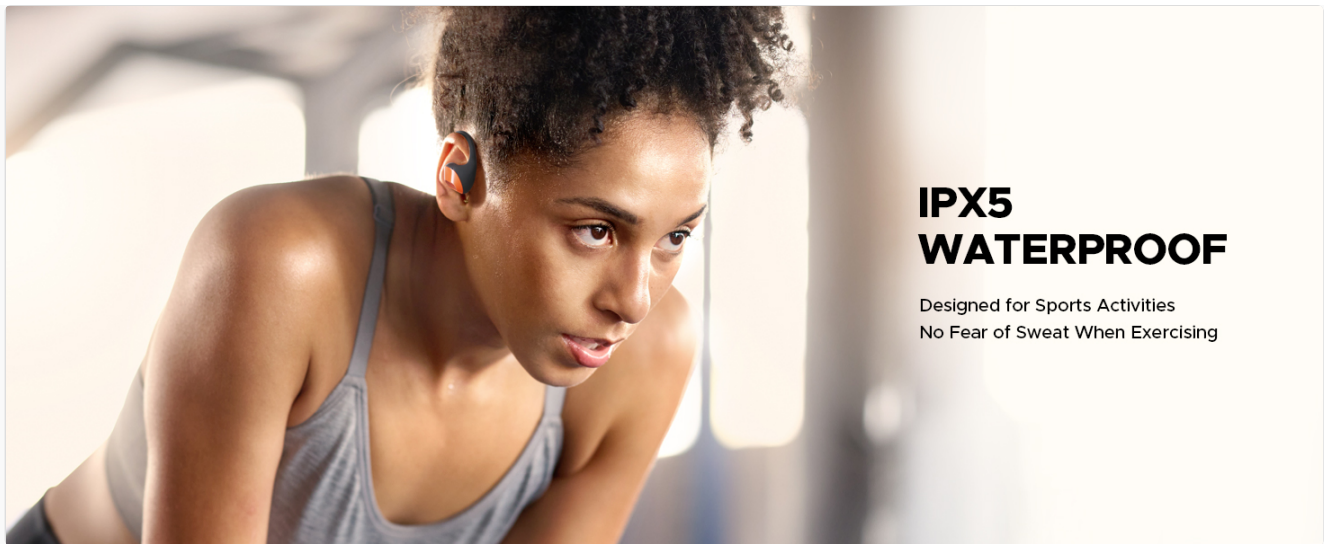


A visual guide to the touch control functions on the truefree O2 earbuds.

7.2 Multipoint Connection

The truefree O2 supports connecting to two devices simultaneously, allowing for seamless switching between audio sources.

1. Ensure the earbuds are connected to your first device.
2. Put the earbuds back into the charging case, then take them out again to re-enter pairing mode.
3. Connect the earbuds to your second device via Bluetooth.
4. Once both devices are paired, the earbuds will intelligently switch audio based on activity (e.g., taking a call on your phone while listening to music on your laptop).



An image showing the truefree O2 headphones connected to both a laptop and a smartphone, illustrating the multipoint connection feature for seamless device switching.

7.3 Game Mode

Activate Game Mode for reduced audio latency, providing a more synchronized audio-visual experience during gaming.

- To activate: Long press the left earbud for 3 seconds.
- To deactivate: Repeat the action.
- Game Mode can also be toggled via the Truefree app.

8. MAINTENANCE

8.1 IPX5 Waterproof Rating

The truefree O2 earbuds are IPX5 waterproof, meaning they are resistant to sweat and light splashes of water. This makes them suitable for workouts and outdoor activities.

- Do not submerge the earbuds in water.
- Ensure the earbuds are dry before placing them back into the charging case to prevent damage.



The truefree O2 earbud with water droplets, illustrating its IPX5 waterproof rating.

8.2 Cleaning

- Wipe the earbuds and charging case with a soft, dry, lint-free cloth.
- Avoid using abrasive materials or harsh chemicals.
- Regularly clean the charging contacts on both the earbuds and the case to ensure proper charging.

9. TROUBLESHOOTING

If you encounter issues with your truefree O2 headphones, refer to the following common solutions:

| Problem | Solution |
|-----------------------------|--|
| Earbuds not pairing | Ensure earbuds are charged. Turn off and on Bluetooth on your device. Forget "truefree O2" from your device's Bluetooth list and re-pair. |
| No sound from one earbud | Place both earbuds back in the case, close it, then open it again. Check device's audio balance settings. |
| Charging issue | Clean charging contacts on earbuds and case. Try a different USB-C cable and power adapter. Ensure earbuds are correctly seated in the case. |
| Low volume | Adjust volume on both the earbuds and your connected device. Check EQ settings in the Truefree app. |
| Connection drops frequently | Ensure no obstructions between earbuds and device. Reduce distance between earbuds and device. Avoid strong electromagnetic interference. |

If the issue persists, please contact truefree customer support for further assistance.

10. SPECIFICATIONS

| Feature | Detail |
|----------------------------|--|
| Model Name | truefree O2 |
| Connectivity | Bluetooth 5.3 |
| Ear Placement | Open Ear |
| Earpiece Shape | Hook |
| Water Resistance | IPX5 |
| Earbud Battery Life | Up to 6.5 hours |
| Total Playtime (with Case) | Up to 22 hours |
| Case Charging Time | Approx. 1 hour 15 minutes (USB-C) |
| Audio Driver Size | 15 mm |
| Earbud Weight | 8 grams (each) |
| Control Type | Touch Control, App Control |
| Special Features | Multipoint Pairing, Game Mode, Dual-mic Noise Cancelling |

11. WARRANTY AND SUPPORT



truefree is committed to providing excellent customer experience. If you have any problems or suggestions regarding your truefree O2 Open Ear Headphones, please do not hesitate to contact our customer support team. We are ready to offer you a satisfactory solution.




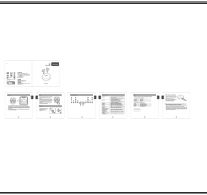
For support, please refer to the contact information provided on the truefree official website or your purchase platform.



© 2024 truefree. All rights reserved.

Related Documents - truefree O2

| | |
|---|---|
|  | <p>Truefree O2 Open Ear Headphones User Manual</p> <p>User manual for the Truefree O2 Open Ear Headphones, featuring directional acoustics, ultra-light weight, IPX5 waterproofing, 22-hour playtime, multipoint connection, app control, and Bluetooth 5.3 wireless technology.</p> |
|  | <p>TrueFree F2 Wireless Headphones: User Manual - Pairing, Multipoint, Controls</p> <p>Official user manual for TrueFree F2 wireless headphones. Covers pairing instructions, multipoint connection setup, reset procedures, wearing guide, detailed button controls, and answers to frequently asked questions. Features Bluetooth 5.3, air conduction, and app control.</p> |

| | |
|--|---|
|  | <p>TRUEEFREE EarFit DS1 Headphones User Manual and FAQ</p> <p>This document provides a comprehensive guide to the TRUEEFREE EarFit DS1 headphones, covering Bluetooth connectivity, sound issues, charging, button controls, app usage, and troubleshooting. It includes answers to frequently asked questions to help users resolve common problems.</p> |
|  | <p>TRUEEFREE B1 Earbuds User Manual and Troubleshooting Guide</p> <p>Comprehensive guide for TRUEEFREE B1 earbuds, covering Bluetooth pairing, resetting, troubleshooting connection issues, sound problems, charging, and app usage. Includes detailed instructions and solutions for common user queries.</p> |
|  | <p>Truefree EarFit DS1 Wireless Earbuds User Guide</p> <p>Comprehensive user guide for the Truefree EarFit DS1 wireless earbuds, covering pairing, factory reset, multi-device connectivity, battery display, and wearing instructions.</p> |
|  | <p>TRUEEFREE T2 Wireless Earbuds User Guide</p> <p>Comprehensive user guide for TRUEEFREE T2 wireless earbuds, detailing pairing, reset, wearing, touch controls, charging, and troubleshooting common issues. Includes FCC and IC compliance statements.</p> |

Documents - truefree – truefree O2



[Truefree O2 Open Ear Headphones User Manual](#)

User manual for the Truefree O2 Open Ear Headphones, featuring directional acoustics, ultra-light weight, IPX5 waterproofing, 22-hour playtime, multipoint connection, app control, and Bluetooth 5.3 wireless technology.

lang: score:24 filesize: 16.38 M page_count: 1 document date: 2024-04-26



[pdf]

TRUEEFREE O2 ZQ 2 Setelah earphone dinyalakan cari dan pilih nama perangkat Bluetooth pada ponsel Anda untuk menghubungkan O2 hingga sukses terhubung JP 1 C1uGH8WR9nL ref dp product quick view m media amazon images | |||

...

lang: score:13 filesize: 5.87 M page_count: 18 document date: 2024-11-14