

Manuals+

[Q & A](#) | [Deep Search](#) | [Upload](#)

manuals.plus /

› [EIGHTREE](#) /

› [EIGHTREE ET71 Outdoor Wi-Fi Smart Plug User Manual](#)

EIGHTREE ET71



EIGHTREE ET71 Outdoor Wi-Fi Smart Plug User Manual

Model: ET71

1. INTRODUCTION

Thank you for choosing the EIGHTREE ET71 Outdoor Wi-Fi Smart Plug. This device allows you to control your outdoor appliances remotely, monitor energy consumption, and integrate with smart home systems like Alexa, Google Home, and SmartThings. Its IP44 rating ensures reliable outdoor use.



Image: Four EIGHTREE ET71 Outdoor Wi-Fi Smart Plugs and a smartphone displaying electricity consumption statistics.

2. SAFETY INFORMATION

- Ensure the smart plug is installed in a suitable outdoor socket with proper grounding. **Note:** Some regions, like Belgium, may require a specific ground pin configuration not present on all plug types. Verify compatibility with your local electrical outlets before use.
- The IP44 rating protects against splashing water from any direction. Do not immerse the device in water.
- Do not disassemble or modify the smart plug.
- Keep away from children.
- Do not exceed the maximum load capacity of 3680W (16A).
- Only supports 2.4 GHz Wi-Fi networks.

3. PRODUCT FEATURES

The EIGHTREE ET71 Smart Plug offers a range of functionalities to enhance your smart home experience:

- **IP44 Waterproof Rating:** Designed for outdoor use, effectively preventing rainwater penetration.
- **Energy Monitoring:** Track detailed energy consumption of connected devices.
- **Electricity Cost Estimation:** Input local electricity prices in the app to estimate costs.
- **Voice Control:** Compatible with Amazon Alexa, Google Home, and SmartThings for hands-free operation.
- **Remote Control:** Manage your devices from anywhere using the companion app.
- **Timer and Schedule Functions:** Set automated on/off times and countdowns.
- **Wi-Fi Connectivity:** Connects to your home network (2.4 GHz only).

Versatile and Reliable



Image: EIGHTREE ET71 Smart Plug installed in an outdoor socket, with icons illustrating its features.

4. SETUP GUIDE

4.1. App Installation

1. Download the "Smart Life" app from your smartphone's app store (available for Android and iOS).
2. Register for a new account or log in if you already have one.

4.2. Device Pairing

1. Plug the EIGHTREE ET71 Smart Plug into an outdoor electrical outlet.
2. Open the Smart Life app.
3. Tap the "+" icon in the top right corner to add a device.
4. Select "Electrical Outlet" or "Socket (Wi-Fi)" from the device list.
5. Follow the on-screen instructions to connect the smart plug to your 2.4 GHz Wi-Fi network. Ensure your phone is also connected to the 2.4 GHz network during setup.
6. Once successfully paired, you can rename the device for easier control.

5. OPERATING INSTRUCTIONS

5.1. App Control

After pairing, you can control the smart plug directly from the Smart Life app:

- **On/Off:** Tap the power icon to switch the connected appliance on or off.
- **Timer and Schedule:** Set specific times for the plug to turn on or off automatically. You can also set countdown timers.
- **Group Control:** If you have multiple EIGHTREE smart plugs, you can group them for simultaneous control.

Timer and Schedule

Set your device on/off time according to your needs.

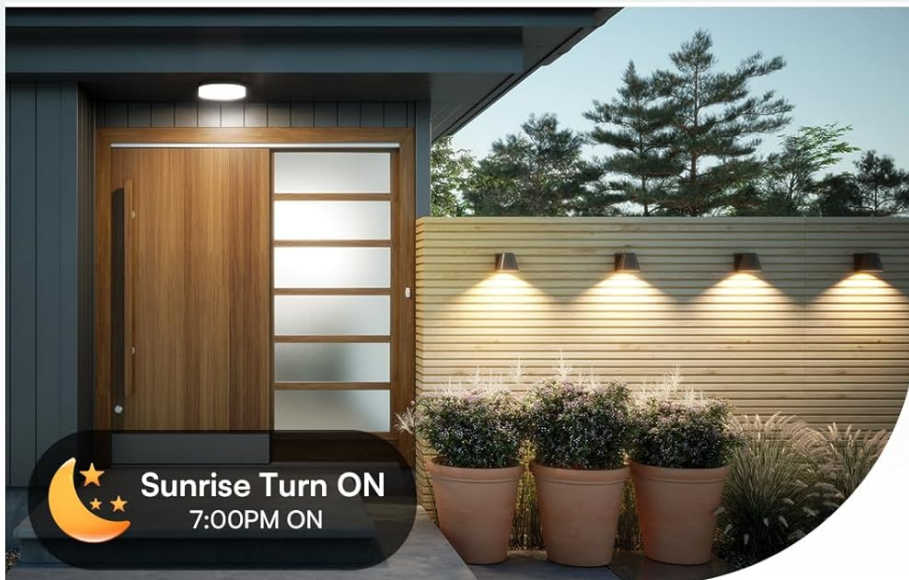


Image: Smartphone displaying timer and schedule settings for the smart plug.

5.2. Energy Monitoring

The app provides detailed insights into your energy usage:

- Navigate to the device details in the Smart Life app to view real-time power consumption (Watts), current (Amps), and voltage (Volts).
- Access historical data to see daily, weekly, or monthly electricity usage in kWh.
- **Electricity Cost Estimation:** In the app settings, enter your local electricity price. The app will then estimate the cost of your energy consumption. *Note: When entering decimal values, use a period (.) instead of a comma (,) if your region typically uses commas for decimals.*



Image: Smartphone displaying energy consumption statistics for the smart plug.

5.3. Voice Control

Integrate your EIGHTREE ET71 Smart Plug with popular voice assistants:

- **Amazon Alexa:** Enable the "Smart Life" skill in the Alexa app and link your account.
- **Google Home:** Link the "Smart Life" service in the Google Home app.
- **SmartThings:** Connect the Smart Life app to your SmartThings hub.
- Once linked, you can use voice commands such as:
 - "Alexa, turn on [device name]."
 - "Hey Google, turn off [device name]."

Voice Control

Connect with voice assistant
for hands-free.

"Alexa, turn on the light."



"Okay"




Image: Woman using voice control with the smart plug.

5.4. Remote Control

Control your outdoor devices from anywhere with an internet connection:

- Ensure your smart plug is connected to your home Wi-Fi network.
- As long as your smartphone has internet access, you can manage the plug's status via the Smart Life app, whether you are at home, at work, or on vacation.

Remote Control

Control your home appliances anytime, anywhere.




Image: Remote control functionality of the smart plug.

6. MAINTENANCE

- Regularly inspect the smart plug and its connection for any signs of damage or wear.
- Clean the exterior with a soft, damp cloth. Do not use harsh chemicals or abrasive cleaners.
- Ensure the protective cover is properly closed when not in use to maintain its IP44 rating.

Weatherproof

Operates reliably in all weather conditions.



Image: The smart plug demonstrating its IP44 weatherproof design.

7. TROUBLESHOOTING

• Device not connecting to Wi-Fi:

- Ensure your Wi-Fi network is 2.4 GHz. The device does not support 5.0 GHz Wi-Fi.
- Check if the Wi-Fi signal strength is adequate at the plug's location.
- Restart your router and try the pairing process again.
- Ensure your phone is connected to the 2.4 GHz network during setup.

• Voice control not working:

- Verify that the Smart Life skill/service is correctly linked in your Alexa, Google Home, or SmartThings app.
- Check the device name in the Smart Life app and use that exact name in your voice commands.
- Ensure your voice assistant device is online and functioning correctly.

- **Plug not fitting in socket (e.g., Belgium):**
 - Some European sockets, particularly in Belgium, use a specific "pin earth" system. This smart plug may not be compatible with such sockets if it lacks the central grounding hole. Verify your local socket type before purchase.
- **Inaccurate energy monitoring:**
 - There may be a slight delay in data updates (a few minutes).
 - Ensure the plug is securely connected and the appliance is drawing power.

8. SPECIFICATIONS

Model Number	ET71
Rated Voltage	230 V
Rated Current	16 A
Max Load Power	3680 W
International Protection (IP) Rating	IP44
Material	PC + ABS (Plastic)
Application	Smart Life
Supported Systems	Android, iOS
Wi-Fi Frequency Band	2.4 GHz only
Dimensions (L x W x H)	5.7 x 6.5 x 10 cm

9. WARRANTY AND SUPPORT

- **Warranty:** The EIGHTREE ET71 Smart Plug comes with a 24-month (2-year) warranty, starting from the delivery date. This warranty covers mechanical and electrical failures under regular use.
- **Customer Support:** If you encounter any problems or require additional assistance, please contact EIGHTREE customer support directly. Refer to the product packaging or the Smart Life app for contact information.