

UCOMX A151

UCOMX A151 3-in-1 Foldable Wireless Charging Station User Manual

MODEL: A151

Introduction

Thank you for choosing the UCOMX A151 3-in-1 Foldable Wireless Charging Station. This device is designed to efficiently charge your iPhone, Apple Watch, and AirPods simultaneously, offering a compact and convenient solution for both home and travel. Please read this manual carefully to ensure proper use and optimal performance of your charging station.

Setup

The UCOMX A151 charging station comes ready for use with minimal setup. Follow these steps to begin:

- Unpack the Device:** Carefully remove the 3-in-1 wireless charging station and the included USB Type-C cable from its packaging.
- Connect to Power:** Insert the USB Type-C cable into the charging port on the UCOMX station. Connect the other end of the cable to a compatible USB power adapter (not included) and plug it into a wall outlet.
- Unfold the Station:** The charging station is foldable for portability. Gently unfold it to its flat, extended position to reveal all three charging pads.

Palm-sized and Portable for Traveling

No matter traveling, business trip or camping you can take it.
It is also any desktop-friendly charger



The UCOMX 3-in-1 wireless charging station in its unfolded state, ready to charge multiple devices. It shows an iPhone, Apple Watch, and AirPods being charged simultaneously on a wooden surface, highlighting its portability for travel.

Travel Ready Design



The UCOMX 3-in-1 wireless charging station folded into a compact, travel-ready design, shown alongside a laptop and power adapter, illustrating its convenience for packing in a bag.

Operating Instructions

The UCOMX A151 offers versatile charging methods for your devices:

- **Flat Charging:** Place your iPhone, Apple Watch, and AirPods (in their wireless charging case) directly onto their respective charging pads. Ensure proper alignment for optimal charging.
- **Stand Mode:** The charging station can be folded into a triangular stand. This allows your iPhone to be placed horizontally for media viewing or vertically for video calls while charging. The magnetic attraction ensures stability.
- **Indicator Lights:** The watch base features indicator lights. A soft blue light indicates normal charging. A flashing blue light indicates abnormal charging (e.g., foreign object detection, misalignment). These lights are designed not to disturb sleep.

Multiple Charging Styles

Magnetic suction function turns phone into a stand



The UCOMX 3-in-1 wireless charging station showcasing various charging configurations, including flat charging for all three devices and an iPhone charging in a convenient stand mode.

Upgrade Chip For Safe Charging



Efficient Heat
Dissipation



Over-Temperature
Protections



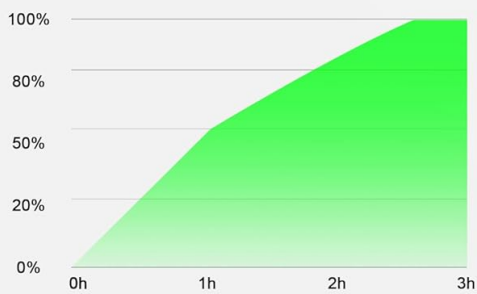
Over-Charge/Discharge
Protections



Mul-ple Safety
Protections

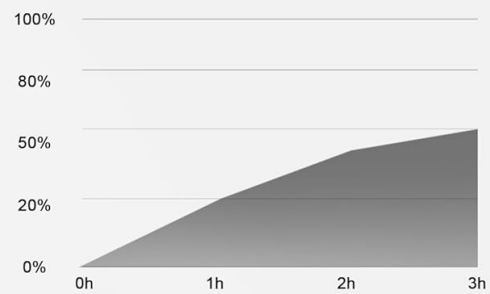


Ucomx



Stable and rapid charging

Others



Ultra-low charging efficiency

A detailed view of the indicator lights on the UCOMX 3-in-1 wireless charging station, clarifying the meaning of different light states for charging status.

Compatibility

The UCOMX A151 is designed for a wide range of Apple devices:

- **iPhone:** Compatible with iPhone 12, 13, 14, 15, and 16 series (including Pro, Pro Max, Plus, and mini models).
- **Apple Watch:** Compatible with Apple Watch Series 3, 4, 5, 6, 7, 8, 9, 10, and Ultra models.
- **AirPods:** Compatible with AirPods 2, 3, 4, and AirPods Pro (with wireless charging case).
- **Note:** This charging station is not compatible with other brands of cell phones or watches. For AirPods, please verify your model supports wireless charging.

Universal Compatibility

Can charge up to three devices simultaneously



iPhone



iPhone 16(Pro,Pro Max,Plus)
iPhone 15(Pro,Pro Max,Plus)
iPhone 14(Pro,Pro Max,Plus)
iPhone 13(Pro,Pro Max,mini)
iPhone 12(Pro,Pro Max,mini)

Not compatible for other brands
of cell phones

Watch



Watch 10,9,8,SE,7
6,5,4,3,2
Ultra 2

Not compatible for other
brands of watch

Apple earbuds



AirPods 2,3,4
AirPods Pro 2

Not compatible for AirPods
models A1602,2897

A comprehensive compatibility chart for the UCOMX 3-in-1 wireless charging station, listing supported iPhone, Apple Watch, and AirPods models.

Bedside Companion

The charging indicator light is very weak, there is no noise during charging, and it will not affect your sleep



An illustration guiding users on how to check AirPods model names to determine wireless charging compatibility with the UCOMX station.

Features and Safety

The UCOMX A151 incorporates advanced technology for efficient and safe charging:

- **Enhanced Charging Speed:** Equipped with world-class chips and upgraded coils, the charging power is increased by 35% for stable and rapid charging.
- **Safety Protections:** Features efficient heat dissipation, over-temperature protection, over-charge/discharge protection, and multiple safety protections. It uses a professional magnetic isolation sheet to minimize radiation.
- **Optimized Design:** The phone's charging pad height is increased to accommodate larger iPhones and their camera bumps, ensuring proper contact and charging.

Upgrade Chip For Safe Charging



Efficient Heat
Dissipation



Over-Temperature
Protections



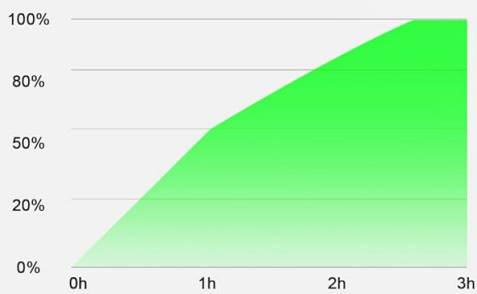
Over-Charge/Discharge
Protections



Mul-ple Safety
Protections

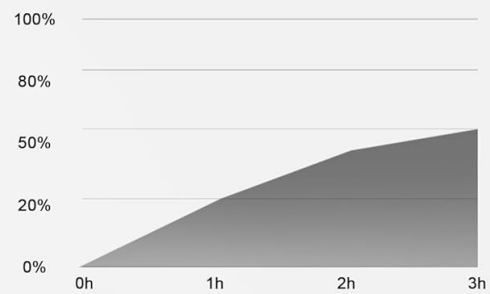


Ucomx



Stable and rapid charging

Others



Ultra-low charging efficiency

An illustration of the advanced chip within the UCOMX charging station, detailing its safety and efficiency features such as heat dissipation and various protections.

Maintenance

To ensure the longevity and optimal performance of your UCOMX A151 charging station, follow these maintenance guidelines:

- **Cleaning:** Use a soft, dry cloth to wipe the surface of the charging station. Avoid using abrasive cleaners, solvents, or harsh chemicals, as these can damage the device.
- **Storage:** When not in use or during travel, fold the charging station compactly. Store it in a cool, dry place away from direct sunlight and extreme temperatures.
- **Cable Care:** Avoid bending or twisting the USB Type-C cable excessively. Always grasp the plug, not the cable, when disconnecting it from the device or power adapter.

Troubleshooting

If you encounter any issues with your UCOMX A151, refer to the following common troubleshooting tips:

- **Device Not Charging:**

- Ensure the charging station is properly connected to a working power source.
 - Check that your device is correctly aligned on the charging pad. Remove any thick cases that might interfere with wireless charging.
 - Verify that the indicator light on the watch base is solid blue. If it's off or flashing, refer to the indicator light section.
- **Slow Charging:**
 - Ensure you are using a compatible power adapter that provides sufficient output (e.g., a 5V/2A or higher adapter).
 - Avoid charging multiple devices simultaneously if you require the fastest possible charge for a single device.
 - Environmental factors like high temperatures can affect charging speed.
 - **Flashing Blue Light:** This indicates an abnormal charging state. Remove the device, check for any foreign objects on the charging pad, and re-align the device. If the issue persists, try a different power adapter or contact support.

Specifications

Feature	Detail
Product Dimensions	10.07 x 3.05 x 1.7 inches
Item Weight	4.6 ounces
Model Number	A151
Connectivity Technology	USB (USB Type C)
Input Voltage	5 Volts (AC)
Amperage	5A
Special Features	Wireless Charging, Foldable Design, Magnetic Alignment, Multiple Safety Protections
Included Components	3-in-1 Wireless Charging Station, USB Type-C Cable
Manufacturer	Shenzhen HongTian Electronics Co., Ltd.

Warranty and Support

For any product-related inquiries, technical support, or warranty claims, please contact UCOMX customer service.

- **Contact Email:** Lilimlssllc@hotmail.com
- **Certifications:** The UCOMX A151 meets FCC, CE, and other relevant certifications, ensuring compliance with safety performance standards for electronic products.



Lilimlsslc@hotmail.com

If you have any problem, please feel free to contact us by email! Thanks!



Patent certificate

Unique design inspiration, absolutely authentic, supports official website query

Contact information for UCOMX customer support via email.



Certificates Approved

We have FCC, CE and other certifications. Meet the Federal Communications Commission's requirements for the safety performance of electronic products.

Certificates Approved: The product complies with FCC, CE, and other relevant safety standards.