

[Manuals.plus](#) /

> [LITYMOL](#) /

> LITYMOL 2K 32G MagCam Security Camera User Manual

LITYMOL CG9

LITYMOL 2K 32G MagCam Security Camera User Manual

Model: CG9

1. PRODUCT OVERVIEW

The LITYMOL 2K 32G MagCam is a versatile wireless security camera designed for both outdoor and indoor use. It features 2K HD resolution, color night vision, AI motion detection, two-way audio, and flexible storage options including a 32GB SD card and cloud storage. Its magnetic design allows for easy installation and removal for charging, and it is IP65 weatherproof for reliable performance in various environments.



Image: LITYMOL 2K 32G MagCam Security Camera with a smartphone displaying its live feed, highlighting its connectivity and monitoring capabilities.

2. WHAT'S IN THE BOX

- LITYMOL 2K 32G MagCam Security Camera
- 32GB SD Card (pre-installed or included separately)
- Mounting Accessories (magnetic base, screws)
- USB Charging Cable
- User Manual

3. SETUP GUIDE

3.1 Initial Charging

Before first use, fully charge the camera using the provided USB cable. The camera is powered by a built-in battery designed for long-term use (1 to 6 months per charge, depending on usage). A full charge ensures optimal performance.

3.2 App Installation

Download the **Vicohome App** from your smartphone's app store (iOS App Store or Google Play Store). Create an account and log in.

3.3 Pairing and Connection

1. Power on the camera.
2. Open the Vicohome App and follow the on-screen instructions to add a new device.
3. Ensure your smartphone is connected to a 2.4GHz Wi-Fi network. The camera supports Wi-Fi connectivity.
4. Scan the QR code displayed on your phone with the camera lens, or follow alternative pairing methods provided in the app.
5. Once connected, you will see the camera's live feed in the app.

3.4 Mounting the Camera

The LITYMOL MagCam features a magnetic design for easy installation. It can be mounted on any magnetic surface or using the included magnetic base and screws for wall mounting. Its IP65 weatherproof rating allows for flexible placement both outdoors and indoors.

Magnetic Wire-free, Easy to Install at Anywhere











 2K QHD	 Wire-free	 Color Night Vision	 Long Battery Life
 32G Local Storage	 Two Way Audio	 Motion Detection	 IP65 Weather Resistant

Image: The LITYMOL MagCam demonstrating its magnetic mounting capability, highlighting its wire-free and easy installation features.



Image: Examples of indoor placement, showing the camera on a flat surface and magnetically attached to a refrigerator, illustrating its versatility.



Image: The LITYMOL MagCam mounted outdoors on a wall, demonstrating its IP65 weather resistance against rain, snow, and sun.

4. OPERATING INSTRUCTIONS

4.1 Live Video & Night Vision

Access the live video feed through the Vicohome App. The camera provides 2K HD resolution for clear images. It supports both full-color night vision and infrared night vision with a 33ft visible range, ensuring visibility even in low-light conditions.



Image: A comparison showing the clarity and detail of 2K Full Color Night Vision versus regular night vision, illustrating enhanced visibility in darkness.

4.2 Smart PIR Motion Detection & Alerts

The built-in PIR motion sensor triggers the camera to record and send real-time notifications to your phone when motion is detected. Advanced AI motion detection can differentiate between persons, vehicles, pets, and packages, reducing false alerts.

AI Motion Detection & Alert Push

(Smart Person/ Vehicle/Pet Detection)



Person



Car



Pet



Pack




Image: Illustration of AI Motion Detection distinguishing between a person, car, pet, and package, with a notification push example.



Image: A visual representation of setting a custom motion detection zone, allowing users to define specific areas for monitoring.

4.3 Two-Way Audio

Utilize the built-in microphone and speaker for real-time two-way communication. This feature allows you to speak with visitors, deter intruders, or communicate with family members through the app.



Two-way Audio

Real-time communication

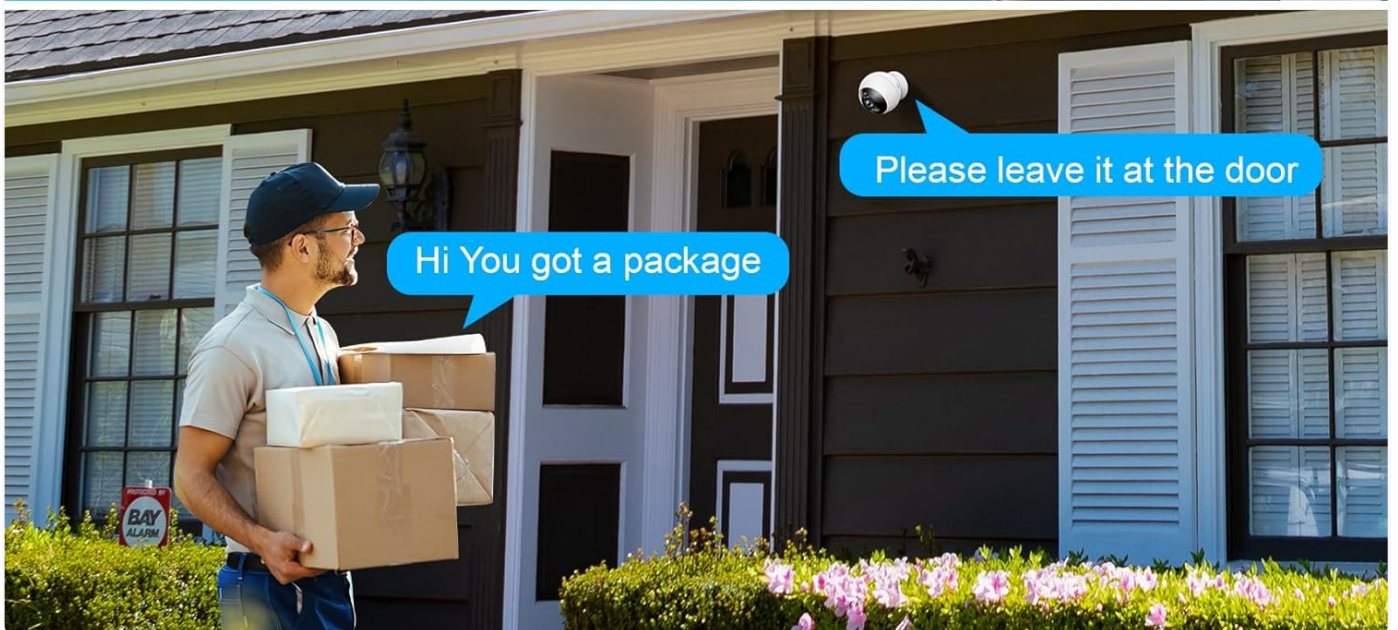


Image: Scenarios demonstrating two-way audio, including a child speaking to a parent and a homeowner communicating with a delivery person.

4.4 Smart Instant Siren & Light Alarm

When an uninvited guest is detected, the camera can activate a flashing white light and an audible siren to deter them. This feature can be manually triggered or set to activate automatically upon detection.



Sound & Light Alarm/ Notification Push

When an uninvited guest is detected, the camera will activate the flashlight and siren to drive them away and notify you in time.



Image: The security camera activating its sound and light alarm to deter an intruder, with a smartphone displaying motion detection notifications.

4.5 Data Storage

The camera comes with a 32GB SD card for local storage, capable of storing up to 6000 footage clips. Additionally, the Vicohome App provides free rolling 3-day cycle cloud storage. Advanced cloud features and extended storage are available via subscription after a 30-day free trial.



Image: A close-up view of the camera's SD card slot, indicating the inclusion of a 32GB SD card for local storage.

4.6 Sharing Access

You can share access to your camera's live feed and recordings with family members or trusted individuals through the Vicohome App, allowing multiple users to monitor the property.



Image: An illustration showing multiple individuals accessing the camera's live feed on their smartphones, demonstrating the sharing feature.

5. MAINTENANCE

5.1 Battery Life and Charging

The camera's built-in 5200 mAh rechargeable battery can last up to 6 months on a single charge, depending on usage frequency and settings. Monitor the battery level through the Vicohome App and recharge as needed. The magnetic design allows for easy removal for charging.



Image: The LITYMOL MagCam highlighting its long battery life (up to 6 months) and IP65 weather resistance, suitable for various outdoor conditions.

5.2 Weather Resistance

The camera is IP65 weatherproof, meaning it is protected against dust and low-pressure water jets. While designed for outdoor use, avoid submerging the camera in water or exposing it to extreme weather conditions beyond its rating.

5.3 Cleaning

To maintain optimal image quality, periodically clean the camera lens with a soft, dry, lint-free cloth. Do not use harsh chemicals or abrasive materials.

6. TROUBLESHOOTING

Problem	Possible Cause / Solution
---------	---------------------------

Problem	Possible Cause / Solution
Camera not connecting to Wi-Fi	Ensure your Wi-Fi is 2.4GHz. Check Wi-Fi signal strength at the camera's location. Restart the camera and your router. Re-attempt pairing in the app.
Poor image quality	Clean the camera lens. Ensure sufficient lighting for optimal night vision. Check Wi-Fi signal strength for stable streaming.
Short battery life	Frequent motion detection events, continuous live viewing, or extreme temperatures can reduce battery life. Adjust motion detection sensitivity and recording duration in the app.
No motion detection alerts	Ensure motion detection is enabled in the app settings. Check notification settings on your phone. Verify camera is online and has sufficient battery.
SD card not recording	Ensure the SD card is properly inserted. Format the SD card through the app. Check if the SD card is full.

7. SPECIFICATIONS

Feature	Detail
Model Name	CG9
Brand	LITYMOL
Indoor/Outdoor Usage	Outdoor
Power Source	Battery Powered (5200 mAh Lithium Polymer)
Connectivity Technology	Wireless (Wi-Fi, Bluetooth)
Video Capture Resolution	2K (1920p)
Night Vision Range	33 Feet
Field Of View	110 Degrees
International Protection Rating	IP65
Storage	32GB SD Card (included), Cloud Storage
Special Features	2-Way Audio, Color Night Vision, AI Motion Detection, Magnetic Mount
Dimensions (L x W x H)	3.4 x 3.4 x 3.6 inches
Item Weight	14.4 ounces

8. WARRANTY AND SUPPORT

For warranty information and technical support, please refer to the contact details provided on the product packaging or visit the official LITYMOL website. Protection plans may also be available for extended coverage.

