

LG 55QNED85T

LG 55QNED85T 55-inch 4K QNED Smart TV Instruction Manual

Model: 55QNED85T

1. IMPORTANT SAFETY INFORMATION

Please read these safety instructions carefully before operating your TV and retain them for future reference. Always follow basic safety precautions to reduce the risk of fire, electric shock, and injury.

- **Power:** Connect the TV to an AC power outlet only. Do not overload wall outlets. Ensure the power cord is not damaged or pinched.
- **Ventilation:** Do not block ventilation openings. Install the TV in a location with adequate airflow.
- **Cleaning:** Unplug the TV before cleaning. Use a soft, dry cloth. Do not use liquid cleaners or aerosol sprays.
- **Water and Moisture:** Do not expose the TV to rain or moisture. Do not place objects filled with liquids on the TV.
- **Stability:** Ensure the TV is placed on a stable surface or securely mounted to prevent it from falling.

2. WHAT'S INCLUDED

Verify that all components are present in the packaging:

- LG 55QNED85T 55-inch 4K QNED Smart TV
- Base (Stand)
- Detachable Power Cable
- Magic Remote (MR 24Y)
- AA Batteries x 2

3. SETUP

3.1 Unpacking

Carefully remove the TV and all accessories from the packaging. It is recommended to keep the packaging materials for future transport or service needs.


3.2 Stand Installation

To install the TV stand:

1. Place the TV face down on a soft, flat surface to prevent screen damage.
2. Align the stand components with the corresponding slots on the bottom of the TV.
3. Secure the stand using the provided screws. Ensure all screws are tightened firmly.



Front view of the LG 55QNED85T 55-inch 4K QNED Smart TV with its stand installed.



Side view of the LG 55QNED85T 55-inch 4K QNED Smart TV showing its slim profile and stand.

3.3 Wall Mounting (Optional)

If you choose to wall mount your TV, refer to the instructions provided with your wall mount bracket. Ensure the bracket is compatible with VESA standards for your TV model and installed by a qualified professional.

3.4 Connecting Peripherals

Connect external devices such as set-top boxes, gaming consoles, or sound systems to the TV's ports. The TV features HDMI, USB, Ethernet, Bluetooth, and Wi-Fi connectivity.



Rear view of the LG 55QNED85T 55-inch 4K QNED Smart TV showing various input and output ports.

3.5 Power Connection

After connecting all desired devices, plug the detachable power cable into the TV's power input and then into a wall outlet.

3.6 Initial Setup

Upon first power-on, the TV will guide you through the initial setup process. This includes selecting your language, connecting to a network (Wi-Fi or Ethernet), and scanning for channels.

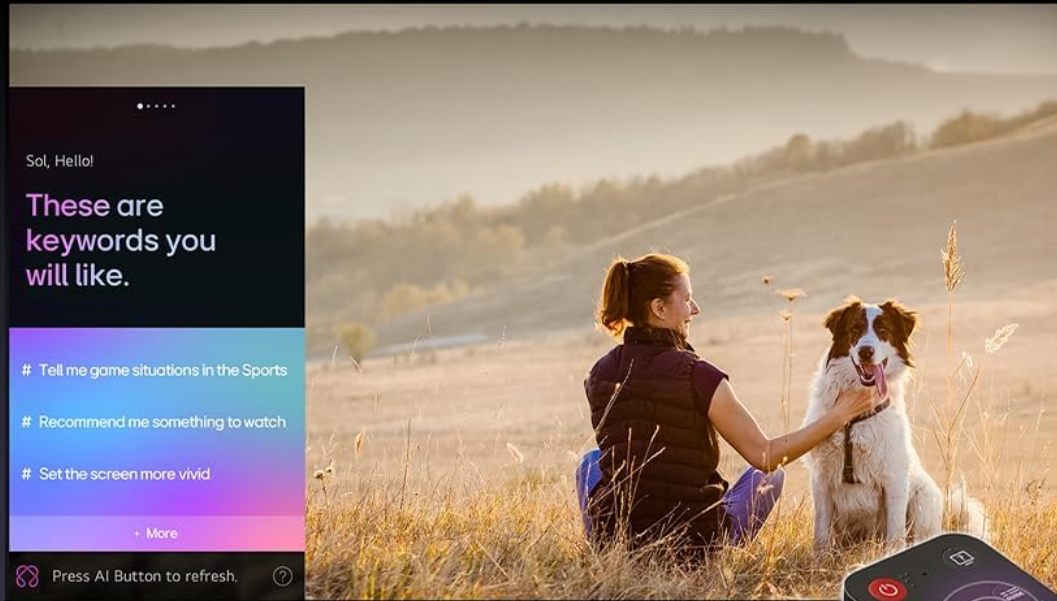
4. OPERATING YOUR TV

4.1 Magic Remote (MR 24Y)

The LG Magic Remote allows for intuitive control of your TV. It functions like an air mouse, allowing you to point and click. It also features a dedicated AI button for smart functions.

AI Concierge

Concierge de IA fornece palavras-chave e recomendações personalizadas com base no seu histórico de buscas e visualizações.




Short press

*Os menus e aplicativos compatíveis podem variar de acordo com o país.
*Os menus exibidos podem ser diferentes no momento do lançamento.
*As recomendações de palavras-chave variam conforme o aplicativo e a hora do dia.

The LG AI Magic Remote offers dedicated buttons and features for AI functions, including AI Chatbot, AI Concierge, AI Search, AI Picture Wizard, AI Voice ID, and AI Sound Wizard.

4.2 WebOS 24 Smart Features

Your LG QNED TV runs on webOS 24, offering a smart and user-friendly interface. Key features include:

- **LG ThinQ AI:** Integrated artificial intelligence for enhanced control and personalization.
- **Amazon Alexa Built-in:** Use voice commands for various TV functions and smart home control.
- **Intelligent Voice Recognition:** Control your TV and search for content using your voice.
- **App Remote Control (LG ThinQ):** Control your TV from your smartphone using the LG ThinQ app.
- **AI Concierge:** Provides personalized keyword suggestions and recommendations based on your viewing history.

AI Magic Remote

Complete sua experiência com AI usando o Controle Mágico com IA, que possui um botão dedicado para AI. Use-o como um mouse aéreo: é só apontar e clicar!



*O design, a disponibilidade e as funções do Controle Mágico com IA podem variar de acordo com a região e o idioma compatível, mesmo para o mesmo modelo.

*Alguns recursos podem exigir conexão com a internet.

*O Reconhecimento de Voz com IA é oferecido apenas em países que suportam PLN em seu idioma nativo.

*O Controle Mágico com IA pode precisar ser adquirido separadamente, dependendo do tamanho, modelo e região da sua TV.

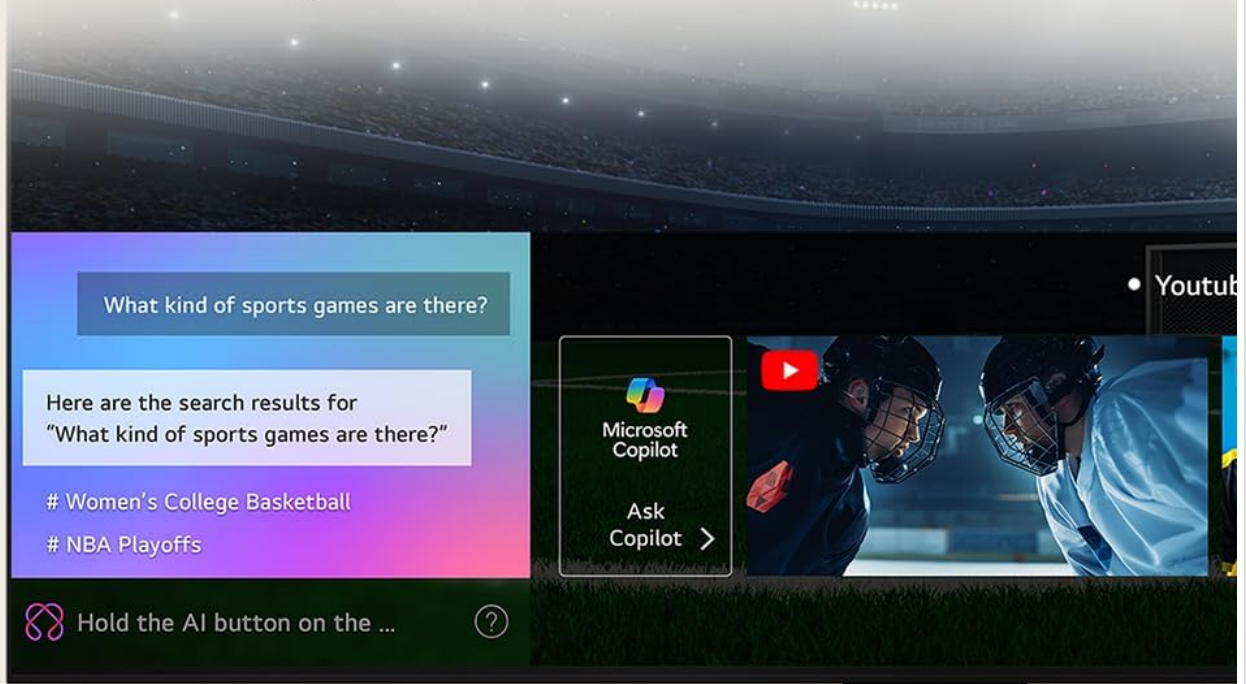
The AI Concierge feature provides personalized keyword suggestions and recommendations based on your search and viewing history.

- **AI Search:** Offers personalized recommendations for your queries and additional solutions with Microsoft Copilot.

AI Search

A Pesquisa com IA oferece recomendações personalizadas para suas solicitações.

Obtenha soluções adicionais com o Microsoft Copilot.



*A Pesquisa com IA está disponível em TVs OLED, QNED, NanoCell e UHD lançadas a partir de 2024.
*Os EUA e a Coreia utilizam o modelo LLM.
*É necessário ter conexão com a internet.

AI Search provides personalized recommendations for your queries and can integrate with Microsoft Copilot for additional solutions.

- **AI Voice ID:** Recognizes each user's vocal signature and offers personalized recommendations as you speak.

AI Voice ID

A AI Voice ID reconhece a assinatura vocal de cada usuário e oferece recomendações personalizadas no momento em que você fala.



AI Voice ID recognizes individual user voices to provide personalized content recommendations.

4.3 Picture Settings

Your QNED TV combines Quantum Dot and NanoCell technologies for vibrant and accurate colors. The $\alpha 8$ AI Processor Gen 2 optimizes picture quality.

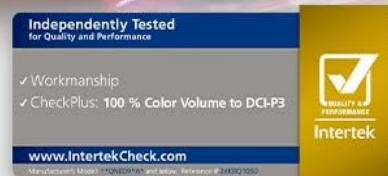
- **QNED Dynamic Colors:** LG's wide color gamut technology provides enhanced color reproduction.

As Novas e Dinâmicas Cores da QNED

A mais recente e exclusiva tecnologia de ampla gama de cores da LG, substituindo o Quantum Dot, oferece uma taxa de reprodução de cores aprimorada.



Volume de Cor 100% Certificado



*O Volume da Gama de Cores (CGV) da tela é equivalente ou superior ao CGV do espaço de cores DCI-P3, conforme verificado de forma independente pela Intertek.

LG's QNED technology delivers new and dynamic colors, offering an improved color reproduction rate with 100% Certified Color Volume to DCI-P3.

- **MiniLED:** This technology enhances sharpness and provides superior contrast for an immersive viewing experience.

MiniLED

A tecnologia MiniLED aprimora a nitidez e oferece contraste superior para uma experiência de visualização ainda mais envolvente.



*As especificações podem variar de acordo com o tamanho, modelo e região.


*A tecnologia de escurecimento de precisão se aplica ao modelo QNED85 de 100 polegadas, enquanto o Escurecimento Local Avançado se aplica aos modelos de 86/75/65/55/50 polegadas do QNED85.

MiniLED technology improves sharpness and offers superior contrast for an immersive viewing experience.

- **α8 AI Processor Gen 2:** This processor enhances 4K visuals with impressive colors and brightness.

Processador alpha 8 AI Ger2

Criado com uma década de conhecimento.
Aprimora visuais 4K
com cores e brilho impressionantes.



Desempenho em comparação com o OLED de 2025.

NPU
Aprox. **1.7x**
Maior Processamento
Neural com AI

CPU
1.4x
Operação
Mais Rápida

*Em comparação com a TV Smart de entrada do mesmo ano, o processador a7 AI Gen8, com base na comparação de especificações internas.

The Alpha 8 AI Processor Gen 2 enhances 4K visuals with impressive colors and brightness, offering approximately 1.7x greater neural processing with AI and 1.4x faster operation compared to previous generations.

- **AI Picture Pro:** Analyzes each frame, enhancing resolution, brightness, depth, and clarity to bring every scene to life.

Imagem AI Pro

Analisa cada quadro, aprimorando a resolução,
brilho, profundidade e clareza
para dar vida a cada cena.



*O AI Super Upscaling e o Dynamic Tone Mapping Pro se aplicam aos modelos QNED92, QNED9M e QNED85.
*O AI Picture Pro não funcionará com conteúdo protegido por direitos autorais em serviços de OTT.
*A qualidade da imagem do conteúdo aprimorado pode variar dependendo da resolução da fonte.

AI Picture Pro analyzes each frame, enhancing resolution, brightness, depth, and clarity to bring every scene to life.

4.4 Sound Settings

The TV includes AI Sound Wizard features to optimize audio output based on your environment and content.

4.5 Connectivity

Your TV supports various connectivity options:

- **Wi-Fi:** Connect to your home wireless network for internet access and smart features.
- **Ethernet:** Use a wired connection for stable internet access.
- **HDMI:** Connect high-definition devices like Blu-ray players, game consoles, and soundbars.
- **USB:** Play media files from USB storage devices.
- **Bluetooth:** Connect wireless headphones, speakers, or other compatible devices.

4.6 Gaming Features

The LG 55QNED85T is equipped with features for an enhanced gaming experience:

- **120Hz Panel:** Provides smoother motion for fast-paced games.

- **FreeSync:** Reduces screen tearing and stuttering when connected to compatible gaming devices.

5. MAINTENANCE

5.1 Cleaning

- **Screen:** Gently wipe the screen with a soft, lint-free cloth. For stubborn marks, lightly dampen the cloth with water or a specialized screen cleaner (do not spray directly on the screen).
- **Frame and Stand:** Wipe with a soft, dry cloth.
- **Remote Control:** Use a soft, dry cloth to clean the remote.

5.2 Software Updates

Your TV may receive software updates to improve performance and add new features. You can usually check for and install updates through the TV's settings menu (Settings > General > About This TV > Check for Updates).

6. TROUBLESHOOTING

If you encounter issues with your TV, refer to the following common solutions:

Problem	Possible Solution
No Power	Check if the power cable is securely connected to the TV and the wall outlet. Ensure the outlet is functional.
No Picture, but Sound is Present	Check the input source. Ensure external devices are powered on and connected correctly via HDMI.
No Sound, but Picture is Present	Check the volume level and mute status. Verify audio output settings (e.g., internal speakers, external soundbar).
Remote Control Not Working	Replace the batteries. Ensure there are no obstructions between the remote and the TV. Re-pair the Magic Remote if necessary.
Network Connection Issues	Restart your router and modem. Check Wi-Fi password. Try a wired Ethernet connection if possible.
Picture Quality Issues	Adjust picture settings (brightness, contrast, sharpness). Ensure the input source is providing a high-quality signal.

If the problem persists, try performing a factory reset (refer to the TV's settings menu) or contact LG customer support.

7. SPECIFICATIONS

Detailed specifications for the LG 55QNED85T 55-inch 4K QNED Smart TV:

Feature	Specification
Screen Size	55 inches
Brand	LG

Feature	Specification
Display Technology	LED (QNED, MiniLED)
Resolution	4K (3840 x 2160)
Refresh Rate	120 Hz
Special Features	QNED Dynamic Colors, MiniLED, α 8 AI Processor Gen 2
Connectivity Technology	Bluetooth, Ethernet, HDMI, USB, Wi-Fi
Aspect Ratio	16:9
Product Dimensions (DxWxH)	25.7D x 123.6W x 78.3H centimeters (with stand)



Dimensions of the LG 55QNED85T 55-inch TV. Indicated values and actual measurements may differ.

8. WARRANTY AND SUPPORT

Your LG 55QNED85T Smart TV comes with a manufacturer's warranty. Please refer to the warranty card included in your product packaging for specific terms and conditions.

For technical support, service, or warranty claims, please contact LG customer service through their official website or the contact information provided in your warranty documentation.