



[Manuals.plus](#) /

› [PHILIPS](#) /

› Philips Body Trimmer BG3007/01 User Manual

PHILIPS BG3007/01

Philips Body Trimmer BG3007/01 User Manual

Model: BG3007/01

1. INTRODUCTION

This manual provides essential instructions for the safe and effective use, maintenance, and care of your Philips Body Trimmer BG3007/01. Please read all instructions carefully before first use and retain this manual for future reference.

The Philips Body Trimmer BG3007/01 is designed for body hair removal, offering both trimming and shaving functionalities with a focus on skin comfort. It features patented rounded tips and a hypo-allergenic foil to minimize skin irritation.



Image 1.1: Philips Body Trimmer BG3007/01, showing the device, its packaging, and the included 3mm body comb.

2. SAFETY INFORMATION

To ensure safe operation and prevent injury, observe the following guidelines:

- This appliance is designed for body grooming only. **Do not use it on your face or head.**
- The trimmer features a skin protection system with patented pearl tips and a hypo-allergenic foil, clinically tested for sensitive skin.
- Always inspect the trimmer head and comb for damage before use. Do not use if damaged.
- Keep the appliance dry when charging.
- This appliance is 100% waterproof and can be used in the shower. However, ensure the charging port is dry before connecting the charger.
- Keep out of reach of children.

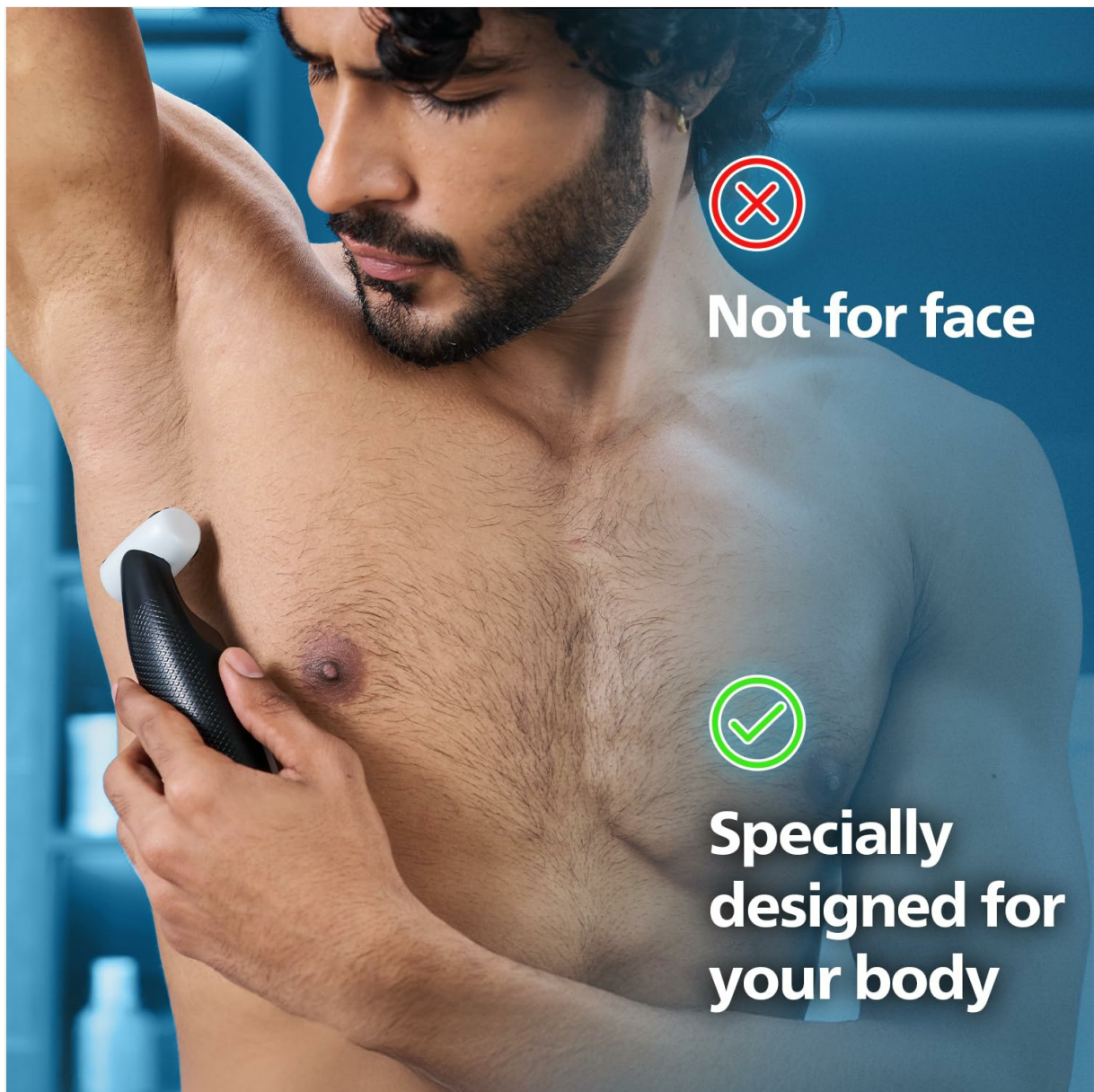


Image 2.1: Illustration emphasizing that the trimmer is designed for body use and not for facial hair.

3. PRODUCT COMPONENTS

The Philips Body Trimmer BG3007/01 package typically includes the following items:

- Philips Body Trimmer unit
- 3mm Body Comb attachment
- Cleaning Brush
- Power Adapter (for charging)

Patented pearl tips

Use it for close shave and trim.

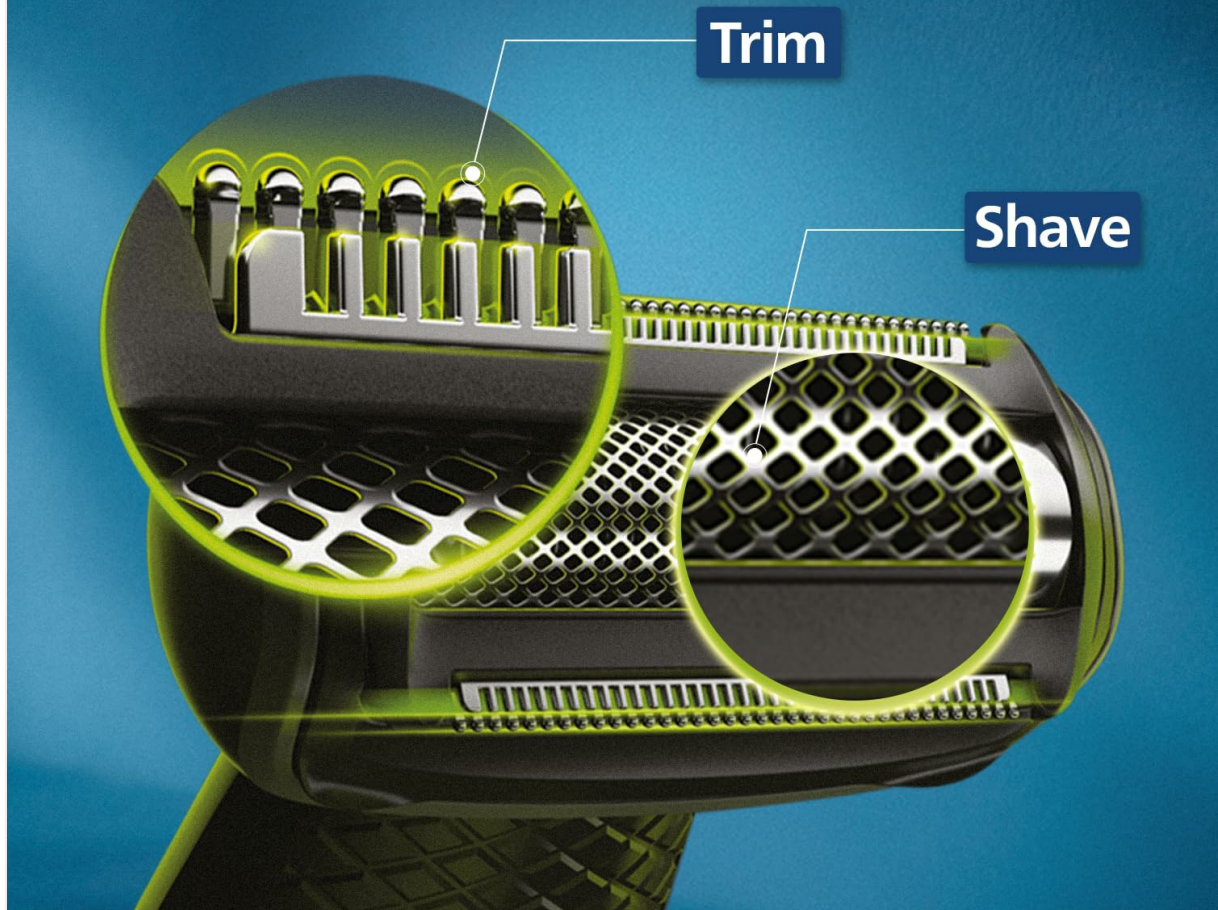


Image 3.1: Detailed view of the trimmer head, highlighting the trimming blades and the shaving foil for different grooming needs.

4. SETUP AND CHARGING

4.1 Initial Charge

Before using your body trimmer for the first time, it is recommended to fully charge the device. Connect the power adapter to the trimmer and plug it into a wall outlet. A full charge typically takes approximately 8 hours and provides up to 40 minutes of cordless use.

4.2 Attaching the Body Comb

To trim hair to a uniform length, attach the 3mm body comb to the trimmer head. Ensure it clicks securely into place. For shaving without a specific length, remove the comb.

5. OPERATING INSTRUCTIONS

The Philips Body Trimmer BG3007/01 is suitable for grooming various body areas, including the chest, arms, underarms, back, shoulders, private parts, and legs.

5.1 General Usage Tips

- For optimal results, use the trimmer on clean, dry hair. This helps prevent hair from sticking to the body and ensures a smoother glide.
- If hair is particularly long, it is advisable to pre-trim it with the 3mm comb before attempting a closer shave with the foil shaver.
- Gently press the shaving head onto your skin and move it against the direction of hair growth for an effective shave.
- Avoid pressing too hard, as excessive pressure can cause skin irritation.



Image 5.1: Demonstrations of the trimmer's application across various body areas for skin-safe grooming.

For superior results



Gently press the shaving head on your skin and shave against hair growth.



Pre-trim long hair before using the foil shaver.



Use on clean, dry hair to avoid hair sticking on the body.



Avoid pressing hard to prevent skin irritation.




Image 5.2: Visual guide to achieving superior grooming results by following recommended techniques.

5.2 Trimming with the Comb

Attach the 3mm body comb. Turn on the trimmer and move it against the direction of hair growth. The bidirectional trimmer allows for efficient cutting of hair growing in any direction.

5.3 Shaving with the Foil Head

Remove the body comb. Turn on the trimmer. Gently glide the foil head over the skin, moving it against the direction of hair growth. The hypoallergenic foil and rounded tips are designed to protect your skin from nicks and cuts.



No Nicks and cuts[^]

Skin safe trimming even on your intimate areas.

[^]Based on research conducted in India by IPSOS in September 2024 on 100 respondents wherein 91% of respondents reported no nicks and cuts. Individual outcomes may vary.

Image 5.3: Demonstration of skin-safe trimming, even in sensitive areas, to prevent nicks and cuts.

5.4 Wet and Dry Use

The trimmer is 100% waterproof, allowing for convenient wet or dry use. You can use it in or out of the shower. After wet use, ensure the device is thoroughly rinsed and dried.

Bi-directional trimmer



40 Mins of cordless use



Ergonomic grip



100% Showerproof



Image 5.4: Key operational features including the bidirectional trimmer, battery life, ergonomic design, and waterproof capability.

6. MAINTENANCE AND CLEANING

Regular cleaning ensures optimal performance and extends the lifespan of your Philips Body Trimmer.

- **After each use:** Turn off the trimmer and detach the comb. Rinse the trimmer head and comb under running water.
- Use the provided cleaning brush to remove any trapped hairs from the trimmer head.
- Ensure the trimmer is completely dry before storing or recharging.
- No oiling of the blades is required for this device.

7. TROUBLESHOOTING

If you encounter issues with your Philips Body Trimmer, consider the following common solutions:

- **Trimmer not turning on:** Ensure the device is fully charged. Connect it to the charger for the recommended charging time.
- **Poor trimming/shaving performance:**

- Clean the trimmer head and comb thoroughly to remove any hair buildup.
 - Ensure the comb is correctly attached.
 - Pre-trim very long hair before using the foil shaver.
 - Ensure the device is used against the direction of hair growth.
- **Skin irritation:** Ensure you are not pressing too hard against the skin. Use on clean, dry skin. If irritation persists, discontinue use and consult a healthcare professional.

8. SPECIFICATIONS

Feature	Detail
Model Number	BG3007/01
Brand	PHILIPS
Country of Origin	China
Dimensions (LxWxH)	8.8 x 6.2 x 19.2 cm
Item Weight	40 g (0.04 Kilograms)
Battery Life	Up to 40 minutes cordless use
Charging Time	Approx. 8 hours for full charge
Power Source	Corded Electric (for charging)
Special Features	Cordless, 100% Showerproof, Skin-friendly design, Patented Pearl Tips, Hypo-allergenic Foil, Ergonomic Grip
Blade Material	Stainless Steel
Included Components	Trimmer unit, 3mm Body Comb, Cleaning Brush

9. WARRANTY AND SUPPORT

9.1 Warranty Information

Your Philips Body Trimmer BG3007/01 comes with a **2-year worldwide warranty** from the date of purchase. Please retain your proof of purchase for warranty claims. This warranty covers manufacturing defects under normal use conditions.

9.2 Customer Support

For further assistance, product information, or warranty service, please contact Philips Customer Care:

- **Customer Care Number:** 18001022929
- **WhatsApp Number:** 9311855819

You may also visit the official Philips website for more information and support resources.

