

Manuals+

[Q & A](#) | [Deep Search](#) | [Upload](#)

[manuals.plus](#) /

> [BOBOVR](#) /

> [BOBOVR C3 Carrying Case Instruction Manual for Quest 3/3S](#)

BOBOVR C3

BOBOVR C3 Carrying Case Instruction Manual

Model: C3

1. PRODUCT OVERVIEW

The BOBOVR C3 Carrying Case is designed to provide secure and versatile storage for your Meta Quest 3 or Quest 3S VR headset and accessories. It features a durable construction and multiple carrying modes to suit various travel and storage needs.

- **Compatibility:** Specifically designed for Meta Quest 3/3S, compatible with S3 Pro/E3 Pro Head Straps.
- **High-Quality Material:** Constructed from 6mm hardened material (HRC 80 hardness) and wear-resistant Dragon Dance fabric for durability and style. Critical load-bearing points are reinforced with metal.
- **Versatile Modes:** Offers three modes: Brief Case Mode, Sling Case Mode (with included shoulder strap), and Innovative Desktop Stand Mode.
- **Ample Storage:** Designed to perfectly accommodate the Quest 3 with S3 Pro strap and most accessories, including a dedicated mesh zipper bag for smaller items like chargers, cables, and batteries.

2. PACKAGE CONTENTS

Verify that all items are present in your BOBOVR C3 Carrying Case package:

- BOBOVR C3 Carrying Case x1
- Mesh Zipper Bag x1
- Shoulder Straps x1
- Instructions Manual x1

PACKING LIST



CARRYING CASE	—————	X1
MESH ZIPPER BAG	—————	X1
SHOULDER STRAPS	—————	X1
INSTRUCTIONS	—————	X1

Image: Contents of the BOBOVR C3 Carrying Case package, including the case, mesh bag, shoulder straps, and instruction manual.

Your browser does not support the video tag.

Video: Official BOBOVR C3 Carrying Case Unboxing Video. This video demonstrates the unboxing process and shows all included items.

3. SETUP AND MODE CONVERSION GUIDE

3.1. Seamless Compatibility and Storage

The C3 case is designed for seamless compatibility with both Meta Quest 3 and Quest 3S headsets, especially when paired with BOBOVR S series head straps (S3 Pro/E3 Pro).

Switching between 3 modes

Easily adapt to different scenarios



Desktop Stand Mode
Organized and Accessible



Sling Case Mode
Hands-Free Mobility



Brief Case Mode
Elegant and Portable

Image: Illustration showing the BOBOVR C3 Carrying Case compatible with both Quest 3 and Quest 3S headsets.

The interior is molded to securely hold your VR headset, controllers, and other accessories. The dedicated mesh zipper bag provides additional organized storage for smaller items.

Mode Conversion Guide


Brief Case to Sling Case Mode



1



2



3



4

Image: Detailed interior layout of the BOBOVR C3 case, indicating specific compartments for Quest 3, controllers with grips, a mesh zipper bag, B100 battery, BD3 charging dock, and S3 Pro head strap.

3.2. Switching Between 3 Modes

The C3 case offers three versatile modes to adapt to different scenarios:

- **Brief Case Mode:** For elegant and portable short-distance mobility.
- **Sling Case Mode:** For hands-free mobility during long-distance travel, using the included shoulder strap.
- **Desktop Stand Mode:** Allows easy access to your VR device without fully unpacking the lid, keeping your desktop tidy. The height is reduced to 105mm (4.13 inches) in this mode.

Mode Conversion Guide

Desktop Stand to Brief Case Mode

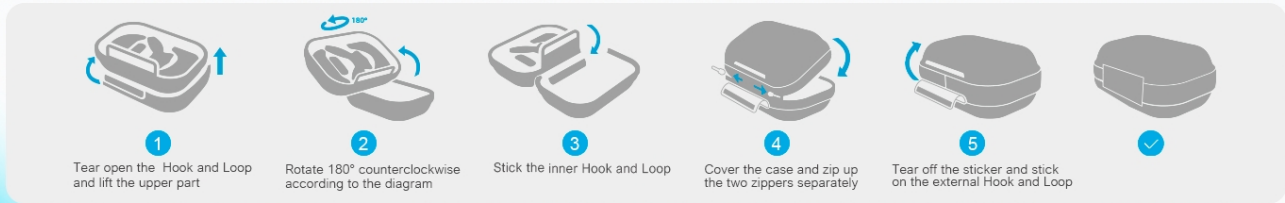


Image: Visual representation of the three modes: Desktop Stand Mode (case open with headset accessible), Sling Case Mode (case worn over shoulder), and Brief Case Mode (case carried by hand).

3.3. Desktop Stand to Brief Case Mode Conversion

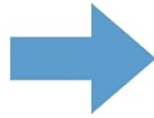
To convert the case from Desktop Stand Mode to Brief Case Mode:

1. Tear open the Hook and Loop fasteners and lift the upper part of the case.
2. Rotate the internal structure 180 degrees counter-clockwise.
3. Secure the inner Hook and Loop fasteners.
4. Cover the case and zip up the two zippers separately.
5. Tear off the sticker and stick it on the external Hook and Loop fasteners to secure the case.

MODE CONVERSION GUIDE



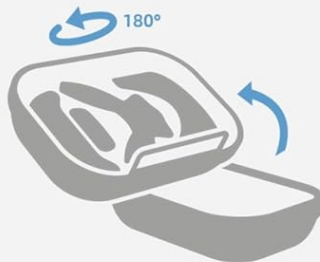
DESKTOP STAND MODE



BRIEF CASE MODE



Tear open the Hook and Loop and lift the upper part



Rotate 180° counterclockwise according to the diagram



Stick the inner Hook and Loop



Cover the case and zip up the two zippers separately



Tear off the sticker and stick on the external Hook and Loop

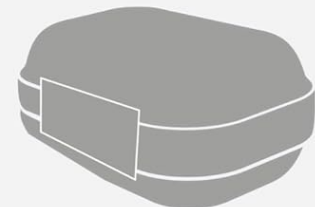


Image: Illustrated guide showing six steps to convert the case from a desktop stand configuration to a compact brief case.

3.4. Brief Case to Sling Case Mode Conversion

To convert the case from Brief Case Mode to Sling Case Mode:

1. Ensure the case is in Brief Case Mode.
2. Attach the provided shoulder strap to the D-rings on both sides of the case.
3. Adjust the strap length for comfortable hands-free carrying.

SWITCHING BETWEEN 3 MODES

Easily adapt to different scenarios

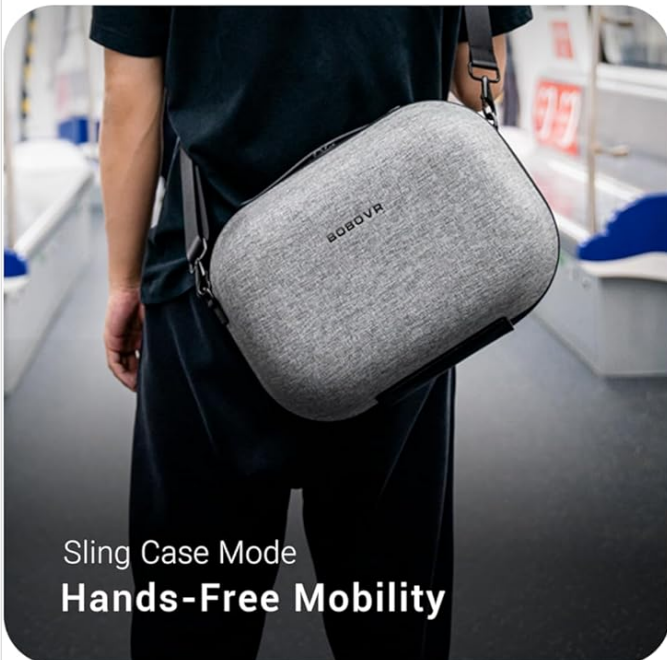


Image: Four-step visual guide demonstrating how to attach the shoulder strap to the carrying case to enable sling case mode.

4. OPERATING INSTRUCTIONS

4.1. Storing Your VR Headset and Accessories

Carefully place your Meta Quest 3/3S headset into the designated molded compartment. Ensure any attached head straps (like S3 Pro/E3 Pro) are folded or adjusted to fit snugly. Place controllers in their respective slots. Utilize the mesh zipper bag for smaller items to prevent them from moving during transport.

HOLDS IT ALL

Perfectly compatible with BOBOVR S series




Image: The interior of the BOBOVR C3 case showing a Meta Quest 3 headset, controllers, and a battery pack neatly arranged and secured within their custom-fit compartments.

4.2. Using Desktop Stand Mode

In Desktop Stand Mode, the case acts as a stable base for your VR headset, allowing for quick access without fully unpacking. This mode is ideal for keeping your setup organized on a desk or table.

5. MAINTENANCE

- **Cleaning:** Wipe the exterior with a damp cloth. For stubborn stains, use a mild soap solution and a soft brush, then air dry.
- **Storage:** Store the case in a cool, dry place away from direct sunlight when not in use.
- **Zipper Care:** Periodically check zippers for smooth operation. If stiff, apply a small amount of zipper lubricant.

6. TROUBLESHOOTING

- **Case not closing properly:** Ensure all items are correctly placed in their designated compartments and that no accessories are obstructing the zipper path.
- **Shoulder strap detaches:** Verify that the carabiner clips are securely fastened to the D-rings on the case.
- **Desktop Stand Mode unstable:** Ensure the internal Hook and Loop fasteners are securely attached after rotating the case for desktop mode.

7. SPECIFICATIONS

- **Model:** C3
- **Product Dimensions:** 13.6 x 10.24 x 6.9 inches
- **Item Weight:** 2.05 pounds
- **Material:** 6mm hardened material, Dragon Dance fabric, metal connection points
- **Compatibility:** Meta Quest 3, Meta Quest 3S, BOBOVR S3 Pro/E3 Pro Head Straps

8. WARRANTY AND SUPPORT

For warranty information and customer support, please refer to the official BOBOVR website or contact your retailer. Keep your purchase receipt for any warranty claims.