

## Béaba Zen Nomad

# BÉABA Zen Nomad Video Baby Monitor Instruction Manual

## INTRODUCTION

This manual provides detailed instructions for the safe and effective use of your BÉABA Zen Nomad Video Baby Monitor. Please read this manual thoroughly before operating the device and retain it for future reference.

## PRODUCT OVERVIEW

The BÉABA Zen Nomad is a portable video baby monitor designed for flexible use at home or while traveling. It connects to your smartphone via a dedicated application, offering a range of features to help you monitor your baby.

## Key Features:

- **Wireless Connectivity:** Connects directly to your smartphone via a dedicated app.
- **Portable Design:** Lightweight with a versatile clip for easy positioning.
- **Long Battery Life:** Up to 6 hours of autonomy on battery power.
- **Night Vision:** Infrared night vision for clear monitoring in low light.
- **Two-Way Talk (Walkie-Talkie):** Communicate with your baby remotely.
- **Lullabies:** Integrated lullabies to soothe your baby.
- **Multi-Color Night Light:** Remote-controlled night light for a calming atmosphere.
- **Environmental Sensors:** Built-in thermometer and humidity detector.
- **VOX Function:** Sound and motion detection for continuous monitoring.
- **Multi-Camera Support:** Connect and monitor multiple cameras simultaneously via the app.

## Components

The BÉABA Zen Nomad Video Baby Monitor includes the following components:

- Zen Nomad Camera Unit
- USB Charging Cable
- User Manual (this document)



**Image 1:** The BÉABA Zen Nomad Video Baby Monitor, showing the camera unit, its versatile clip stand, and the product packaging. A smartphone displaying the live feed is also visible.

## SETUP INSTRUCTIONS

1. **Charge the Device:** Before first use, fully charge the Zen Nomad camera using the provided USB cable. The charging port is typically located on the back or side of the unit.
2. **Download the Mobile Application:** Search for the dedicated BÉABA Zen Nomad application on your smartphone's app store (iOS or Android) and install it.
3. **Create an Account:** Open the application and follow the on-screen instructions to create a user account or log in if you already have one.
4. **Add the Camera:**
  - Power on the Zen Nomad camera.
  - In the application, select the option to "Add Device" or "Add Camera."

- Follow the app's instructions to pair the camera with your smartphone. This usually involves scanning a QR code on the camera or connecting to a temporary Wi-Fi network broadcast by the camera.
  - Ensure your smartphone is connected to a 2.4GHz Wi-Fi network during the pairing process.
5. **Position the Camera:** Use the versatile clip to securely attach the camera to a crib rail, shelf, or other stable surface. Ensure the camera has a clear view of your baby.

Application multifonction utilisable partout via WiFi/4G  
Illimitée d'utilisateurs mobiles

Communication permanente  
Fonction VOX  
Vision nocturne infrarouge

Surveillance de jour comme de nuit  
Détecteur de sons et de mouvements, capteur de température et d'humidité

Aides à l'endormissement  
Berceuses et sons apaisants  
Fonction Talkie-walkie

SE CLIPSE PARTOUT

SANS FIL, JUSQU'À 6H D'AUTONOMIE

**Image 2:** The BÉABA Zen Nomad camera unit demonstrating its clip attachment feature on a crib rail. The camera is positioned to monitor the baby.



**Image 3:** The BÉABA Zen Nomad camera unit securely clipped to the side of a crib, providing a clear view into the crib.

## OPERATING INSTRUCTIONS

Once your BÉABA Zen Nomad is set up, you can access its features through the dedicated mobile application.

### Mobile Application Interface:





**Image 4:** A smartphone displaying the BÉABA Zen Nomad mobile application interface, showing live video feed and various control options like recording, microphone, temperature, and motion detection.

- **Live View:** Access real-time video and audio from the camera.
- **Two-Way Talk:** Use the microphone icon in the app to speak through the camera to your baby.
- **Night Vision:** The camera automatically activates infrared night vision in low-light conditions.
- **Night Light:** Control the multi-color night light feature directly from the app to create a soothing environment.
- **Lullabies:** Select and play integrated lullabies through the camera's speaker.
- **Temperature and Humidity Monitoring:** View real-time temperature and humidity readings of the baby's room within the app.
- **VOX Function (Sound and Motion Detection):** Activate VOX mode to receive alerts on your smartphone when sound or motion is detected in the baby's room. Adjust sensitivity settings as needed.
- **Multi-Camera Monitoring:** If you have multiple Zen Nomad cameras, you can view feeds from all connected cameras within the same application.



**Image 5:** A smartphone displaying the BÉABA Zen Nomad mobile application, illustrating the capability to monitor multiple camera feeds simultaneously.

- **Manual Camera Rotation:** The camera unit can be manually rotated to adjust the viewing angle.

## MAINTENANCE

- **Cleaning:** Wipe the camera unit with a soft, dry cloth. Do not use abrasive cleaners or solvents.
- **Storage:** Store the device in a cool, dry place when not in use.
- **Battery Care:** To prolong battery life, avoid fully discharging the battery frequently. Charge regularly.

## TROUBLESHOOTING

| Problem                   | Possible Cause            | Solution   |
|---------------------------|---------------------------|--|
| Camera does not power on. | Low or no battery charge. | Connect the camera to a power source using the USB cable and allow it to charge for at least 30 minutes before attempting to power on again. |

| Problem                                   | Possible Cause   | Solution  |
|---|--|---|
| Unable to pair camera with the app.       | Incorrect Wi-Fi network (5GHz instead of 2.4GHz), incorrect password, or camera not in pairing mode. | <ol style="list-style-type: none"> <li>1. Ensure your smartphone is connected to a 2.4GHz Wi-Fi network.</li> <li>2. Verify the Wi-Fi password.</li> <li>3. Reset the camera (refer to the app or quick start guide for reset instructions, usually a small button).</li> <li>4. Ensure the camera's indicator light is blinking as expected for pairing mode.</li> </ol> |
| No video feed or poor image quality.      | Weak Wi-Fi signal, camera too far from router, or network congestion.                                | <ol style="list-style-type: none"> <li>1. Move the camera closer to your Wi-Fi router.</li> <li>2. Check your internet connection speed.</li> <li>3. Restart your Wi-Fi router and the camera.</li> </ol>   |
| Audio issues (no sound, distorted sound). | Microphone or speaker blocked, app volume settings, or network delay.                                | <ol style="list-style-type: none"> <li>1. Ensure the camera's microphone and speaker are not obstructed.</li> <li>2. Check the volume settings within the mobile application and on your smartphone.</li> <li>3. Verify network stability.</li> </ol>   |

## SPECIFICATIONS

**Model Number:** 930373

**Connectivity Technology:** Wireless (Wi-Fi)

**Power Source:** Battery Powered (rechargeable)

**Battery Autonomy:** Up to 6 hours

**Video Recording Resolution:** 720p

**Special Features:** Motion Detector, Night Vision, Temperature and Humidity Sensor, Two-Way Talk, Lullabies, Multi-Color Night Light, VOX Function

**Compatible Devices:** Smartphone

**Material:** Plastic

**Color:** White

**Voltage:** 5 Volts

**Power:** 5 Watts

**Dimensions:** Approximately 20.5 x 12.7 x 9.2 cm







**Weight:** Approximately 453 grams

## WARRANTY AND SUPPORT

The BÉABA Zen Nomad Video Baby Monitor comes with a **2-year warranty** on spare parts, ensuring support for potential component replacements. For technical assistance, troubleshooting beyond this manual, or warranty claims, please contact BÉABA customer support through their official website or the contact information provided with your purchase.

For more information, visit the official BÉABA store: [BÉABA Official Store](#)

Related Documents - Zen Nomad

|   |   |
|---|---|
|    | <p><a href="#">BÉABA ZEN PREMIUM Video Baby Monitor Instructions</a></p> <p>Comprehensive user manual for the BÉABA ZEN PREMIUM video baby monitor, covering setup, features, troubleshooting, and safety precautions. Learn how to connect the camera and parent unit, utilize advanced features like VOX and humidity detection, and ensure optimal performance for monitoring your baby.</p> |
|    | <p><a href="#">Beaba Zen Premium Baby Video Monitor Instructions</a></p> <p>Comprehensive instructions for the Beaba Zen Premium Baby Video Monitor, covering setup, features, and troubleshooting. Learn how to connect, use, and maintain your baby monitor for optimal performance.</p>  |
|   | <p><a href="#">Manuel d'utilisation BÉABA ZEN PREMIUM Baby Video Monitor</a></p> <p>Guide complet pour le moniteur vidéo pour bébé BÉABA ZEN PREMIUM. Découvrez comment installer, configurer et utiliser votre appareil pour une surveillance optimale de votre enfant.</p>  |
|  | <p><a href="#">Manuel d'utilisation Béaba Simply Zen : Guide complet pour babyphone</a></p> <p>Découvrez le manuel d'utilisation du babyphone Béaba Simply Zen. Ce guide fournit des instructions détaillées sur l'installation, l'utilisation, la sécurité et le dépannage pour une tranquillité d'esprit optimale.</p>  |
|  | <p><a href="#">Béaba Multi Milk Bottle Warmer Instructions and Safety Guide</a></p> <p>Comprehensive guide to the Béaba Multi Milk bottle warmer, covering setup, usage, safety precautions, and troubleshooting for various warming modes like steam, bain-marie, defrost, and sterilization.</p>  |
|  | <p><a href="#">Béaba Thermospeed JPD-FR412 Infrared Thermometer User Manual</a></p> <p>User manual for the Béaba Thermospeed JPD-FR412 Dual Mode Digital Infrared Thermometer. Learn about its features, operation, safety guidelines, and troubleshooting for accurate temperature measurements.</p>   |