

## W-KING T9-2

# W-KING T9-2 80W Portable Bluetooth Speaker User Manual

Model: T9-2  
Brand: W-KING

## INTRODUCTION

Thank you for choosing the W-KING T9-2 80W Portable Bluetooth Speaker. This speaker is designed to deliver powerful, high-fidelity audio with deep bass, vibrant LED lights, and versatile connectivity options. This manual provides essential information for setting up, operating, and maintaining your speaker to ensure optimal performance and longevity. Please read this manual thoroughly before using the product and retain it for future reference.

## PRODUCT OVERVIEW

### Key Features

- **80W Full-Range Audio:** Equipped with two full-range drivers and advanced bass reflex tubes for powerful, clear sound with enhanced bass.
- **105dB Huge Sound:** Delivers an incredibly loud and immersive audio experience, suitable for outdoor parties and large gatherings.
- **Built-in DSP Technology:** Ensures high-definition stereo sound with thunderous bass, rich mids, and clear highs without distortion.
- **EQ Modes:** Features two EQ modes, including a bass boost option, for customized sound profiles.
- **Vibrant Mixed Color LED Lights:** Seven dynamic light modes synchronize with music to create an engaging atmosphere.
- **Bluetooth 5.3 Connectivity:** Provides stable, long-distance wireless streaming and instant pairing with compatible devices.
- **Multiple Playback Options:** Supports Bluetooth, Micro TF card, USB flash drive, and 3.5mm AUX input.

- **24-Hour Playtime:** Long-lasting battery for extended use (actual playtime varies with volume and content).
- **IPX5 Water Resistance:** Protected against splashes and light rain, making it suitable for outdoor environments.
- **True Wireless Stereo (TWS) Pairing:** Connect two T9-2 speakers for a combined 160W stereo sound experience.

## Package Contents

- W-KING T9-2 Bluetooth Speaker
- USB-C Charging Cable
- 3.5mm Audio Cable
- User Manual

## Component Identification

Familiarize yourself with the speaker's components and controls.







Front view of the W-KING T9-2 speaker, showcasing its dual drivers with active LED lighting and the W-KING logo.



An internal diagram illustrating the two full-range drivers and the bass reflex tube design of the W-KING T9-2 speaker, highlighting its 80W output.

1. **Power Button:** Press and hold to power on/off. Short press to check battery status.
2. **Volume Up / Next Track Button:** Short press for volume up. Long press for next track.
3. **Volume Down / Previous Track Button:** Short press for volume down. Long press for previous track.
4. **Play/Pause / Bluetooth Pairing Button:** Short press to play/pause. Long press to enter Bluetooth pairing mode.
5. **EQ Mode / LED Light Control Button:** Short press to cycle through EQ modes. Long press to cycle through LED light modes or turn them off.
6. **Charging Port (USB-C):** Connect the charging cable here.
7. **AUX Input:** Connect external audio devices via a 3.5mm audio cable.
8. **USB Port:** Insert a USB flash drive for audio playback.
9. **TF Card Slot:** Insert a Micro TF card for audio playback.

## SETUP

## Charging the Speaker

Before first use, fully charge the speaker. Connect the provided USB-C charging cable to the speaker's charging port and the other end to a compatible USB power adapter (not included). The LED indicator will show charging status and turn off when fully charged.

## First Use

After charging, press and hold the Power Button to turn on the speaker. It will automatically enter Bluetooth pairing mode, indicated by a flashing LED light.

## OPERATING INSTRUCTIONS

---

### Power On/Off

- **To Power On:** Press and hold the Power Button for approximately 2-3 seconds until you hear an audible prompt and the LED lights activate.
- **To Power Off:** Press and hold the Power Button for approximately 2-3 seconds until you hear an audible prompt and the LED lights turn off.

### Bluetooth Pairing

The speaker will automatically enter Bluetooth pairing mode when powered on for the first time or if no device is connected. The Bluetooth indicator light will flash.

1. Ensure the speaker is powered on and in pairing mode.
2. On your device (smartphone, tablet, etc.), enable Bluetooth and search for available devices.
3. Select "W-KING T9-2" from the list of devices.
4. Once connected, the Bluetooth indicator light will become solid, and you will hear a confirmation sound.
5. To pair with a new device, long press the Play/Pause / Bluetooth Pairing Button to disconnect the current device and enter pairing mode again.





An illustration depicting the W-KING T9-2 speaker wirelessly connected via Bluetooth 5.3 to devices in different rooms of a house, emphasizing its range and connectivity.

## EQ Modes

The W-KING T9-2 features two EQ modes to optimize your listening experience.

- **To switch EQ modes:** Short press the EQ Mode / LED Light Control Button. The speaker will indicate the current EQ mode.
- One mode enhances bass, while the other provides a balanced sound profile.

## LED Light Control

The speaker features dynamic LED lights that can be customized.

- **To cycle through light modes:** Long press the EQ Mode / LED Light Control Button.
- Continue long pressing to cycle through the seven available light modes or to turn the lights off.





The W-KING T9-2 speaker illuminated with vibrant LED lights, with icons below representing the seven distinct color modes available.

## Multiple Playback Modes (AUX, TF Card, USB)

In addition to Bluetooth, the speaker supports playback from various sources.

- **AUX Input:** Connect an external audio device (e.g., MP3 player, computer) to the 3.5mm AUX port using the provided audio cable. The speaker will automatically switch to AUX mode.
- **TF Card Playback:** Insert a Micro TF card (with audio files) into the TF Card Slot. The speaker will automatically detect and play audio from the card.
- **USB Playback:** Insert a USB flash drive (with audio files) into the USB Port. The speaker will automatically detect and play audio from the drive.





The W-KING T9-2 speaker positioned in an outdoor setting, with icons indicating its multiple playback modes: Bluetooth 5.3, USB Playback, TF Card, and AUX input.

## True Wireless Stereo (TWS) Pairing

You can pair two W-KING T9-2 speakers together to create a powerful 160W stereo sound system.

1. Ensure both T9-2 speakers are powered on and not connected to any Bluetooth device.
2. On one speaker (this will be the primary speaker), long press the Play/Pause / Bluetooth Pairing Button until you hear a prompt indicating TWS pairing mode.
3. The primary speaker will automatically search for the secondary speaker.
4. Once connected, you will hear a confirmation sound, and the LED indicators on both speakers will synchronize.
5. Now, connect your device to the primary speaker via Bluetooth as described in the "Bluetooth Pairing" section. Audio will play in stereo through both speakers.
6. To disconnect TWS, long press the Play/Pause / Bluetooth Pairing Button on either speaker.

**Note:** The T9-2 model cannot be paired with the T9-1 model for TWS functionality.





Two W-KING T9-2 speakers shown wirelessly paired, illustrating the True Wireless Stereo (TWS) feature for a combined 160W audio output.

## MAINTENANCE

- **Cleaning:** Use a soft, dry cloth to clean the speaker's surface. Do not use abrasive cleaners or solvents.
- **Water Resistance:** The speaker has an IPX5 rating, meaning it is protected against low-pressure water jets from any direction. Do not submerge the speaker in water or expose it to heavy rain for extended periods. Ensure the charging port cover is securely closed when near water.
- **Storage:** Store the speaker in a cool, dry place away from direct sunlight and extreme temperatures.
- **Battery Care:** To prolong battery life, fully charge the speaker before storing it for long periods. Avoid completely draining the battery frequently.





The W-KING T9-2 speaker positioned outdoors near a hot tub, emphasizing its IPX5 water resistance and capability for a full day's playback.

## TROUBLESHOOTING

### No Power

Ensure the speaker is fully charged. Connect the charging cable and try again. If the issue persists, contact customer support.

### No Sound

Check the volume level on both the speaker and your connected device. Ensure the correct input mode (Bluetooth, AUX, TF, USB) is selected. Verify that the device is properly paired via Bluetooth or connected via cable.

### Bluetooth Disconnection

Ensure the speaker and your device are within the effective Bluetooth range (typically 10 meters/33 feet) without significant obstacles. Disconnect and re-pair the device. Turn off and on the speaker and your device's Bluetooth function.

### TWS Pairing Fails



Ensure both speakers are W-KING T9-2 models. Make sure both speakers are not connected to any other Bluetooth device before initiating TWS pairing. Try powering both speakers off and on, then attempt TWS pairing again.

LED Lights Not Working

Long press the EQ Mode / LED Light Control Button to cycle through light modes or turn them on if they were previously off.

SPECIFICATIONS

W-KING T9-2 Technical Specifications







Feature	Detail
Model Name	T9-2 (80W Bluetooth Speaker)
Speaker Type	Outdoor
Output Power	80W (160W in TWS mode)
Connectivity Technology	Bluetooth 5.3, Auxiliary (3.5mm), TF Card, USB
Waterproof Rating	IPX5
Playtime	Up to 24 hours (varies by volume and content)
Control Method	Touch Buttons
Audio Output Mode	Stereo
Compatible Devices	Smartphones, Tablets, PCs, TVs, MP3 Players
Mounting Type	Tabletop Mount
Manufacturer	W-KING

WARRANTY AND SUPPORT

W-KING products are covered by a limited warranty. For specific details regarding your product's warranty period and terms, please refer to the warranty card included in your package or visit the official W-KING website.

For technical support, troubleshooting assistance, or any inquiries regarding your W-KING T9-2 speaker, please contact W-KING customer service through their official website or the contact information provided in your product packaging. Please have your model number (T9-2) and purchase information ready when contacting support.

## Related Documents - T9-2

	<p><a href="#">W-KING T9-2 Portable Wireless Stereo Speaker User Manual</a></p> <p>Comprehensive user manual for the W-KING T9-2 Portable Wireless Stereo speaker, detailing setup, Bluetooth connectivity, True Wireless Stereo (TWS) pairing, music controls, playback modes, troubleshooting, and technical specifications. Includes safety precautions.</p>
<p><b>W-KING</b></p> <p>Bluetooth vezeték nélküli hangszóró W-KING T9-2 80W Felhasználói kézikönyv</p> 	<p><a href="#">W-KING T9-2 80W Bluetooth Speaker User Manual</a></p> <p>Comprehensive user manual for the W-KING T9-2 80W Bluetooth speaker, covering setup, operation, features, technical specifications, troubleshooting, and warranty information.</p>
<p><b>W-KING</b></p> <p>Beződrótos reproduktor Bluetooth W-KING T9-2 80W Uživatelská příručka</p> 	<p><a href="#">Uživatelská příručka k Bluetooth reproduktoru W-KING T9-2 80W</a></p> <p>Komplexní uživatelská příručka pro Bluetooth reproduktor W-KING T9-2 80W, pokrývající nastavení, provoz, funkce jako True Wireless Stereo, řešení problémů a technické specifikace.</p>
<p><b>W-KING</b></p> <p>Głośnik bezprzewodowy Bluetooth W-KING T9-2 80W Instrukcja obsługi</p> 	<p><a href="#">W-KING T9-2 80W Bezprzewodowy Głośnik Bluetooth - Instrukcja Obsługi</a></p> <p>Kompletna instrukcja obsługi głośnika bezprzewodowego W-KING T9-2 80W. Dowiedz się, jak parować przez Bluetooth, ładować, używać funkcji TWS, sterować muzyką i rozwiązywać problemy.</p>
	<p><a href="#">W-KING D8 Outdoor Wireless Speaker User Manual</a></p> <p>Comprehensive user manual for the W-KING D8 Outdoor Wireless Speaker, detailing specifications, features, operation, and product care. Learn how to pair, charge, use True Wireless Stereo, and more.</p>
	<p><a href="#">W-KING D10 Portable Bluetooth Speaker User Manual</a></p> <p>Comprehensive user manual for the W-KING D10 portable Bluetooth speaker, covering setup, features, operation, and troubleshooting. Learn how to connect, use various modes, and maintain your speaker for optimal performance.</p>



**W-KING®**

Głośnik bezprzewodowy Bluetooth  
W-KING T9-2 80W

Instrukcja obsługi



[W-KING T9-2 80W Bezprzewodowy Głośnik Bluetooth - Instrukcja Obsługi](#)

Kompletna instrukcja obsługi głośnika bezprzewodowego W-KING T9-2 80W.

Dowiedz się, jak parować przez Bluetooth, ładować, używać funkcji TWS, sterować muzyką i rozwiązywać problemy.

lang:pl **score:24** filesize: 1.23 M page\_count: 9 document date: 2023-06-12

**W-KING®**

Bluetooth vezeték nélküli hangszóró  
W-KING T9-2 80W

Felhasználói kézikönyv



[W-KING T9-2 80W Bluetooth Speaker User Manual](#)

Comprehensive user manual for the W-KING T9-2 80W Bluetooth speaker, covering setup, operation, features, technical specifications, troubleshooting, and warranty information.

lang:no **score:24** filesize: 1.69 M page\_count: 12 document date: 2023-05-04

**W-KING®**

Bezdrátový reproduktor Bluetooth  
W-KING T9-2 80W


Uživatelská příručka



[Uživatelská příručka k Bluetooth reproduktoru W-KING T9-2 80W](#)

Komplexní uživatelská příručka pro Bluetooth reproduktor W-KING T9-2 80W, pokrývající nastavení, provoz, funkce jako True Wireless Stereo, řešení problémů a technické specifikace.

lang:hr **score:20** filesize: 2.16 M page\_count: 9 document date: 2023-05-04



[W-KING T9-2 Portable Wireless Stereo Speaker User Manual](#)

Comprehensive user manual for the W-KING T9-2 Portable Wireless Stereo speaker, detailing setup, Bluetooth connectivity, True Wireless Stereo (TWS) pairing, music controls, playback modes, troubleshooting, and technical specifications. Includes safety precautions.

lang:hr **score:13** filesize: 3.06 M page\_count: 1 document date: 2023-02-16





<div>_____</div> <div> Date: 12</div>
Applicant's name

[pdf] Specifications Test Report

Measurement Report Kent Test Report1 SHENZHEN WEIKING TECHNOLOGY CO LTD T9 2 Bluetooth  
Speaker Q8W Q8WT92 t9

Shenzhen CTL Testing Technology Co., Ltd. Tel: 86-755-89486194 E-mail: ctl-  
lab.com TEST REPORT ... duct Name ..... : Bluetooth Speaker

Model/Type reference ..... : **T9-2** List Model s ..... :  
T9,BT239,T9-1,T9-3 Trade Mark.....

lang:en score:13 filesize: 3.96 M page\_count: 43 document date: 2024-04-07



[pdf] Accessories

T9 2 252 20220615 W KING INNPRO 1 giorno fa — Caution Keep the speaker and its accessories  
away from reach of kids as they might cause a choking hazard fire water EN cdn files innpro pl |||

...

lang:en score:9 filesize: 28.6 M page\_count: 1 document date: 2023-05-04