

GlocalMe U3

GlocalMe U3 4G LTE Mobile Hotspot Device

Instruction Manual

[Overview](#)

[Setup](#)

[Operation](#)

[Data Plans](#)

[Troubleshooting](#)

[Specifications](#)

[Support](#)

1. OVERVIEW

The GlocalMe U3 is a portable 4G LTE mobile hotspot device designed to provide reliable internet connectivity in over 200 countries and regions. It utilizes Cloud SIM technology, eliminating the need for physical SIM cards for global data access. The device supports connecting up to 10 devices simultaneously and offers flexible data plans.

Package Contents

- GlocalMe U3 Device
- USB Charging Cable
- SIM Ejector Tool (for optional physical SIM use)
- Quick Start Guide

2. DEVICE LAYOUT

Familiarize yourself with the physical components of your GlocalMe U3 device.

Internet Coverage 200+ Countries

★ No Contract ★ Pay As You Go ★ No SIM Required



Figure 2.1: Front view of the GlocalMe U3 device, showing the GlocalMe logo and indicator lights.

390+ Global Carriers Access

Automatically connects to the best 4G network



Figure 2.2: Back view of the GlocalMe U3 device, typically containing product information and Wi-Fi credentials.



Figure 2.3: Side view of the GlocalMe U3 device, highlighting the charging port and SIM card slot.

3. SETUP GUIDE

Follow these steps to set up your GlocalMe U3 device and get connected.

1. **Charge the Device:** Before first use, fully charge your GlocalMe U3 using the provided USB cable. The indicator lights will show charging status.
2. **Power On:** Press and hold the power button until the indicator lights illuminate.
3. **Download the GlocalMe App:** Scan the QR code on the device or in the Quick Start Guide, or search for "GlocalMe" in your mobile app store (App Store for iOS, Google Play for Android).
4. **Create an Account:** Open the GlocalMe app and follow the on-screen instructions to create a new account.
5. **Link Device:** In the GlocalMe app, navigate to "My Device" and scan the QR code located on the back of your U3 device to link it to your account.
6. **Activate Data Plan:** Your device comes preloaded with 10GB US/CA/MX data valid for 30 days. You can view and manage this, or purchase additional data plans, directly through the GlocalMe app.

The Asian Region Covered (30+)

China, Hong Kong China, Macau China, Taiwan China, Japan, South Korea, Indonesia, Sri Lanka, Malaysia, Saudi Arabia, Singapore, Thailand, Vietnam, Bahrain, Israel, Jordan, Laos, Nepal, Philippines, Bangladesh, United Arab Emirates, Cambodia, Kazakhstan, Mongolia, Pakistan, Qatar, India, Kuwait, Tajikistan, Oman, Brunei, Maldives, Armenia, Azerbaijan, Georgia, Kyrgyzstan and Uzbekistan.



Figure 3.1: Visual representation of the GlocalMe Quick Start Guide steps, from getting the device to connecting to WiFi.

4. OPERATING INSTRUCTIONS

4.1 Connecting to the Hotspot

1. Ensure your GlocalMe U3 device is powered on.
2. On your smartphone, tablet, or laptop, open your Wi-Fi settings.
3. Locate the Wi-Fi network name (SSID) of your GlocalMe U3 (usually found on the back of the device).
4. Select the network and enter the password (also found on the back of the device).
5. Once connected, your device will have internet access.

4.2 Sharing Wi-Fi with Multiple Devices

The GlocalMe U3 can connect up to 10 devices simultaneously, allowing you to share internet access with family and friends.




Figure 4.1: The GlocalMe U3 device shown connected to a smartphone and laptop, illustrating its multi-device connectivity.

4.3 Managing Data Usage

Use the GlocalMe app to monitor your data consumption, check remaining data, and purchase new data packages. The app also provides automatic safeguards against large data consumption.

4.4 Using a Physical SIM Card (Optional)

The GlocalMe U3 supports the use of a physical SIM card. If you prefer to use your own local SIM, insert it into the designated SIM card slot using the provided ejector tool. The device is unlocked, allowing compatibility with various carriers.

5. DATA PLANS

GlocalMe offers flexible and affordable data plans, allowing you to purchase service by the day, month, region, or GB. This pay-as-you-go model means no contracts are required.



The European Region Covered (50+)

Germany, France, Great Britain, Italy, Netherlands, Sweden, Austria, Belgium, Denmark, Finland, Ireland, Luxembourg, Norway, Switzerland, Spain, Iceland, Liechtenstein, Monaco, San Marino, Andorra, Estonia, Czech Republic, Slovenia, Poland, Portugal, Greece, Cyprus, Malta, Croatia, Slovakia, Lithuania, Latvia, Montenegro, Serbia, Bosnia and Herzegovina, North Macedonia, Albania, Bulgaria, Romania, Turkey, Ukraine, Moldova, Åland Islands, Faroe Islands, Guernsey, Isle of Man, Jersey and Gibraltar.

Figure 5.1: Example of flexible data plans available for the US region, including Day Pass and Monthly Pass options.

5.1 Global Coverage

The GlocalMe U3 provides 4G LTE internet coverage in over 200 countries and regions, automatically connecting to the strongest local carrier signal from over 390 global partners.



Exclusive Bundle Offer !

One Purchase, Double Benefit, North America-Wide Coverage

U3 WiFi Device

10GB North America Data

save \$16

Figure 5.2: A visual representation of the GlocalMe U3's internet coverage across 200+ countries, emphasizing no contract, pay-as-you-go, and no SIM required.



Figure 5.3: An illustration showing various carrier logos on a world map, indicating access to over 390 global carriers.

6. BATTERY INFORMATION

The GlocalMe U3 is equipped with a 3,000mAh battery, providing over 12 hours of continuous use. This makes it suitable for extended travel, remote work, and other activities requiring prolonged internet access.



Figure 6.1: An image highlighting the GlocalMe U3's 3000mAh battery, ensuring 12 hours of use.

7. PRODUCT VIDEOS

7.1 GlocalMe U3 Product Overview

Your browser does not support the video tag.

Video 7.1: An official GlocalMe video providing a general overview of the U3 mobile hotspot device, demonstrating its features and benefits for users.

7.2 GlocalMe U3 for Travel

Your browser does not support the video tag.

Video 7.2: An official GlocalMe video showcasing the U3 4G LTE Portable WiFi Hotspot's utility for travel in over 200 countries, highlighting its convenience and global connectivity.

8. TROUBLESHOOTING

8.1 No Internet Connection

- **Check Data Balance:** Ensure you have an active data plan and sufficient data remaining via the GlocalMe app.
- **Device Signal:** Verify that the U3 device has a strong 4G LTE signal (check indicator lights). Move to an area with better network coverage if needed.
- **Reboot Device:** Turn off the GlocalMe U3, wait a few seconds, and then turn it back on.
- **Re-connect Wi-Fi:** Disconnect your client device from the U3's Wi-Fi network and reconnect.

8.2 Slow Connection Speed

- **Number of Connected Devices:** Too many devices connected simultaneously can reduce speed. Disconnect some devices.
- **Network Congestion:** In crowded areas, network speeds may naturally be slower.
- **Location:** Move to an open area or closer to a window for better signal reception.

8.3 Device Not Powering On

- **Charge Battery:** Ensure the device is fully charged. Connect it to a power source and wait for a few minutes before attempting to power it on again.
- **Check Cable/Adapter:** Try using a different USB charging cable and power adapter to rule out faulty accessories.

9. SPECIFICATIONS

Feature	Detail
Model Name	U3
Product Dimensions	4.96 x 2.59 x 0.39 inches
Item Weight	0.15 Grams (0.005 ounces)
Connectivity Technology	4G LTE
Wireless Communication Standard	802.11a, 802.11ac, 802.11b, 802.11g, 802.11n
Frequency Band Class	Single-Band
Battery Capacity	3,000mAh (over 12 hours continuous use)
Max Connected Devices	10
Security Protocol	WPA2-PSK, WPA3
Global Coverage	200+ Countries and Regions
SIM Card Support	Cloud SIM (no physical SIM needed) + Physical SIM slot



Figure 9.1: The GlocalMe U3 shown in hand with dimensions (4.96in x 2.59in x 0.39in) and weight (125g) for size comparison, emphasizing its ultra-slim and lightweight design.



	<div><div>GlocalMe U3</div></div>	<div><div>Other Device</div></div>
Coverage Countries	200+	100+
Carriers Access	390+	100+
Chipset Use	Qualcomm	Low-performance chipset
Size & Weigh	Only 125g, lightweight	Bulky

Figure 9.2: A comparison table highlighting the GlocalMe U3's advantages in coverage, carrier access, chipset, and size/weight against other devices.

10. SAFETY INFORMATION

- Do not expose the device to extreme temperatures, direct sunlight, or moisture.
- Avoid dropping or subjecting the device to severe impact.
- Use only GlocalMe-approved charging cables and adapters.
- Keep the device away from children.
- Do not attempt to disassemble or repair the device yourself.

11. WARRANTY AND SUPPORT

GlocalMe provides 24/7 customer support. For any issues or inquiries, please contact the GlocalMe customer service team. Refer to the official GlocalMe website or the GlocalMe app for detailed warranty information and contact methods.

GlocalMe Customer Service: Available 24/7 for assistance.