

BOGASING S8 Pro Max

BOGASING S8 Pro Max Bluetooth Speaker

User Manual

Brand: BOGASING | Model: S8 Pro Max

1. INTRODUCTION

The BOGASING S8 Pro Max is a high-fidelity portable Bluetooth speaker designed to deliver an immersive audio experience. It features a breakthrough acoustic architecture with multiple drivers and passive radiators, offering lifelike stereo sound and punchy bass. Equipped with advanced DSP technology and multiple sound effect modes, it provides versatile listening options for various preferences.

Key features include:

- **Breakthrough Acoustic Architecture:** Features 5 precisely engineered drivers and 2 passive radiators for clear, detailed, and deep sound.
- **Three Sound Effects:** Exclusive custom modes including 3D Stereo, Vocal, and Deep Bass to match your listening preferences.
- **Improved Frequency Response:** Utilizes DSP technology for optimized frequency responses, minimizing distortions and ensuring high-fidelity audio.
- **Double the Sound Experience:** Dual pairing function allows two S8 Pro Max speakers to be connected for a powerful stereo experience.
- **Stable Connection:** Advanced Bluetooth 5.3 technology provides a fast and stable connection up to 60 feet, with support for TF card, USB flash drive, and AUX input.
- **Refined Elegant Design:** A sleek, high-grade aluminum body that blends seamlessly into any home environment.

2. WHAT'S IN THE BOX

Please check the contents of your package to ensure all items are present:

- 1 * S8 Pro Max Bluetooth speaker
- 1 * 3.5mm Audio Cable
- 1 * USB-C Charging Cable
- 1 * User Manual

3. PRODUCT OVERVIEW




Figure 3.1: Front view of the BOGASING S8 Pro Max Bluetooth Speaker.



Figure 3.2: Top panel with control buttons. From left to right: Mode (M), Play/Pause, Volume Down (-), Volume Up (+), and EQ



Figure 3.3: Rear panel showing connectivity ports: Type-C charging port, USB port, TF card slot, and AUX input.

BREAKTHROUGH Acoustic Design

Dual angled design centre you in a beautifully wide and precise stereo soundstage.



40W×1

High-excursion woofer



20W×2

Mid-range drivers



10W×2

Silk tweeters

Figure 3.4: Internal view highlighting the 2x Passive Radiators, 1x Subwoofer, 2x Mid-range drivers, and 2x Tweeters for 3-channel audio.

4. SETUP

4.1 Charging the Speaker

Before first use, fully charge the speaker using the provided USB-C charging cable. The battery indicator lights on the top panel will show charging progress and battery level.



Figure 4.1: The speaker offers long-lasting battery life for extended listening.

4.2 Bluetooth Pairing

1. Power on the BOGASING S8 Pro Max speaker. It will automatically enter Bluetooth pairing mode, indicated by a flashing blue light.
2. On your device (smartphone, tablet, computer), enable Bluetooth and search for available devices.
3. Select "BOGASING S8 Pro Max" from the list.
4. Once connected, the blue light will become solid, and you will hear an audible confirmation.



Figure 4.2: The speaker utilizes advanced Bluetooth 5.3 for a stable and fast connection.

4.3 Wired Connections (AUX, TF Card, USB)

The speaker supports multiple input options:

- **AUX Input:** Connect an external audio device using the provided 3.5mm audio cable to the AUX port on the rear panel. The speaker will automatically switch to AUX mode.
- **TF Card:** Insert a TF (microSD) card with your music files into the TF card slot. The speaker will automatically play music from the card.
- **USB Flash Drive:** Insert a USB flash drive with your music files into the USB port. The speaker will automatically play music from the drive.

5. OPERATING INSTRUCTIONS

5.1 Power On/Off

- **Power On:** Press and hold the Power button (usually combined with Play/Pause) on the top panel until the indicator lights illuminate.
- **Power Off:** Press and hold the Power button again until the indicator lights turn off.

5.2 Volume and Playback Control

- **Volume Up:** Press the "+" button.
- **Volume Down:** Press the "-" button.

- **Play/Pause:** Press the Play/Pause button.
- **Next Track:** Long press the "+" button.
- **Previous Track:** Long press the "-" button.

5.3 Sound Effects (EQ Modes)

The speaker offers three distinct sound modes:

- **3D Stereo:** Provides a wide and immersive soundstage.
- **Vocal:** Enhances vocal clarity and reduces distortion.
- **Deep Bass:** Boosts low-frequency response for punchier bass.

To switch between modes, press the "EQ" button on the top panel.



Figure 5.1: Select from 3D Stereo, Vocal, or Deep Bass sound modes.

5.4 True Wireless Stereo (TWS) Pairing

You can pair two BOGASING S8 Pro Max speakers together for a true wireless stereo experience:

1. Ensure both speakers are powered on and not connected to any other Bluetooth device.
2. On one speaker (this will be the primary speaker), press and hold the "M" (Mode) button for a few seconds until you hear a pairing tone.
3. The two speakers will automatically connect to each other. Once connected, you will hear a confirmation sound.
4. Now, connect your device to the primary speaker via Bluetooth as described in section 4.2. Audio will play through both speakers in stereo.



Figure 5.2: Experience enhanced sound by pairing two speakers for True Wireless Stereo.

5.5 Built-in Microphone

The speaker includes a built-in microphone for hands-free calling when connected via Bluetooth to your smartphone.

- **Answer Call:** Press the Play/Pause button once.
- **End Call:** Press the Play/Pause button once during a call.
- **Reject Call:** Long press the Play/Pause button.



Figure 5.3: The built-in microphone allows for convenient hands-free calls.

6. MAINTENANCE

- **Cleaning:** Use a soft, dry cloth to clean the speaker's surface. Do not use abrasive cleaners or solvents.
- **Storage:** Store the speaker in a cool, dry place away from direct sunlight and extreme temperatures.
- **Battery Care:** To prolong battery life, avoid fully discharging the speaker frequently. Charge it regularly, even if not in use for extended periods.
- **Water Resistance:** The speaker is water-resistant (IPX7 rated), meaning it can withstand splashes and brief immersion. However, do not submerge it for extended periods or expose it to saltwater. Ensure all port covers are securely closed before exposure to water.

7. TROUBLESHOOTING

| Problem | Possible Cause | Solution |
|----------------------------|---|---|
| Speaker does not power on. | Low battery. | Charge the speaker using the provided USB-C cable. |
| No sound. | Volume too low; incorrect input mode; device not connected. | Increase volume; press 'M' button to cycle through input modes; ensure Bluetooth is connected or AUX/TF/USB is properly inserted. |
| Bluetooth pairing fails. | Speaker too far from device; speaker already connected to another device; interference. | Ensure speaker is within 60 feet; disconnect from other devices; restart speaker and device; clear Bluetooth history on device. |
| Sound distortion. | Volume too high; audio source quality is poor. | Lower the volume; try a different audio source or file. |
| TWS pairing fails. | Speakers too far apart; one speaker already paired to a device. | Ensure speakers are close to each other; disconnect both speakers from any Bluetooth devices before initiating TWS pairing. |

8. SPECIFICATIONS

| Feature | Detail |
|------------|------------|
| Model Name | S8 Pro Max |
| Brand | BOGASING |

| Feature | Detail |
|------------------------------|---|
| Connectivity Technology | Bluetooth 5.3, Auxiliary, USB, TF Card |
| Speaker Type | 3D, Computer, Outdoor (Portable) |
| Audio Output Mode | Stereo |
| Speaker Maximum Output Power | 100 Watts |
| Frequency Response | 20 KHz (Upper limit, typical range is wider) |
| Product Dimensions | 2.56"D x 11.06"W x 4.33"H |
| Item Weight | 3.42 pounds (1550 Grams) |
| Water Resistance Level | Water Resistant (IPX7) |
| Battery | 1 Lithium Ion battery (included) |
| Bluetooth Range | 60 Feet |
| Included Components | Speaker, 3.5mm Audio Cable, USB-C Charging Cable, User Manual |

9. OFFICIAL PRODUCT VIDEO

Your browser does not support the video tag.

Video 9.1: Official product video showcasing the BOGASING S8 Pro Max Bluetooth Speaker's features and design. This video highlights the luxurious texture, breakthrough acoustic architecture, three-channel audio, and various connectivity options.

10. WARRANTY AND SUPPORT





The BOGASING S8 Pro Max Bluetooth Speaker comes with a limited warranty. Please refer to the warranty card included in your package for specific terms and conditions.

For technical support, troubleshooting assistance, or warranty claims, please contact BOGASING customer service through the official website or your point of purchase. Keep your purchase receipt as proof of purchase.

Online Support: Visit the official BOGASING website for FAQs and support resources.

Email Support: Refer to your product packaging or the official website for customer service email addresses.

Related Documents

| | |
|--|--|
|  | <p>RF Exposure Evaluation Report for Bogasing Wireless Speakers</p> <p>This report details the RF exposure evaluation and SAR test exclusion calculations for Bogasing wireless speaker models M5, S1 Pro, S2 Pro, S3 Pro, S4 Pro, S5Pro, S6 Pro, S7 Pro, S8 Pro, S9 Pro, G1, G2, G3, G4, G5, G6, G7, G8, G9, G10, G7 Pro, manufactured by Shenzhen Bogasing Technology Co., Ltd. It includes technical specifications, power thresholds, and compliance with FCC regulations.</p> |
|  | <p>BOGASING S8Pro Max Wireless Bluetooth Speaker User Manual</p> <p>User manual for the BOGASING S8Pro Max wireless Bluetooth speaker, covering specifications, features, operation, TWS pairing, and troubleshooting.</p> |
|  | <p>Radio Test Report for Bogasing Wireless Speaker Models M5, S1 Pro to G10</p> <p>This Radio Test Report details the compliance of Bogasing Wireless Speaker models, including M5 and S-series, with FCC Part 15 Subpart C standards. It covers conducted and radiated emissions, bandwidth, output power, and antenna requirements, concluding with a 'PASS' judgment for all tested parameters.</p> |
|  | <p>BOGASING M4 Wireless Speaker User Manual</p> <p>User manual for the BOGASING M4 Wireless Speaker, detailing specifications, button functions, LED indicators, TF/Cable playback, TWS pairing, and warranty information.</p> |

Documents - BOGASING – S8 Pro Max



[BOGASING S8Pro Max Wireless Bluetooth Speaker User Manual](#)

User manual for the BOGASING S8Pro Max wireless Bluetooth speaker, covering specifications, features, operation, TWS pairing, and troubleshooting.

lang: score:13 filesize: 3.38 M page_count: 13 document date: 2024-09-09



[\[pdf\]](#)

BOGASING S8 Pro Max Powerful Bluetooth Speaker Wireless Speakers with 3 Channel Audio and Rich Bass 5 2 Passive Radiators EQ TF Card AUX Built in Microphone Black Amazon fr ElectronicsB1NRN1KIfILm media amazon images I B1NRN1KIfIL |||

...

lang: score:13 filesize: 3.39 M page_count: 13 document date: 2024-09-09