

STpro AMBUILD-12

STpro Pikachu Mini Building Blocks Instruction Manual

Model: AMBUILD-12

1. INTRODUCTION

Thank you for choosing the STpro Pikachu Mini Building Blocks set. This set contains over 1580 miniature building blocks, allowing you to construct a detailed model of the classic cartoon character, Pikachu.

Designed for individuals aged 12 and up, this product offers an engaging and rewarding building experience, fostering concentration, hand-eye coordination, and problem-solving skills. The completed model serves as an excellent display piece.



Image 1.1: The completed STpro Pikachu Mini Building Blocks model.

2. SAFETY INFORMATION

WARNING: CHOKING HAZARD - Small Parts. Not for children under 3 years.

This product contains very small components. Adult supervision is recommended for younger builders, especially those under the recommended age of 12. Keep all parts away from small children and pets to prevent accidental ingestion.

3. PACKAGE CONTENTS

Your STpro Pikachu Mini Building Blocks set includes:

- Over 1580 miniature ABS plastic building blocks.
- One detailed instruction manual (printed guide).
- Additional spare parts to account for any potential missing pieces.

Micro Mini Block

**How Big Are You?
The Smaller Block!**

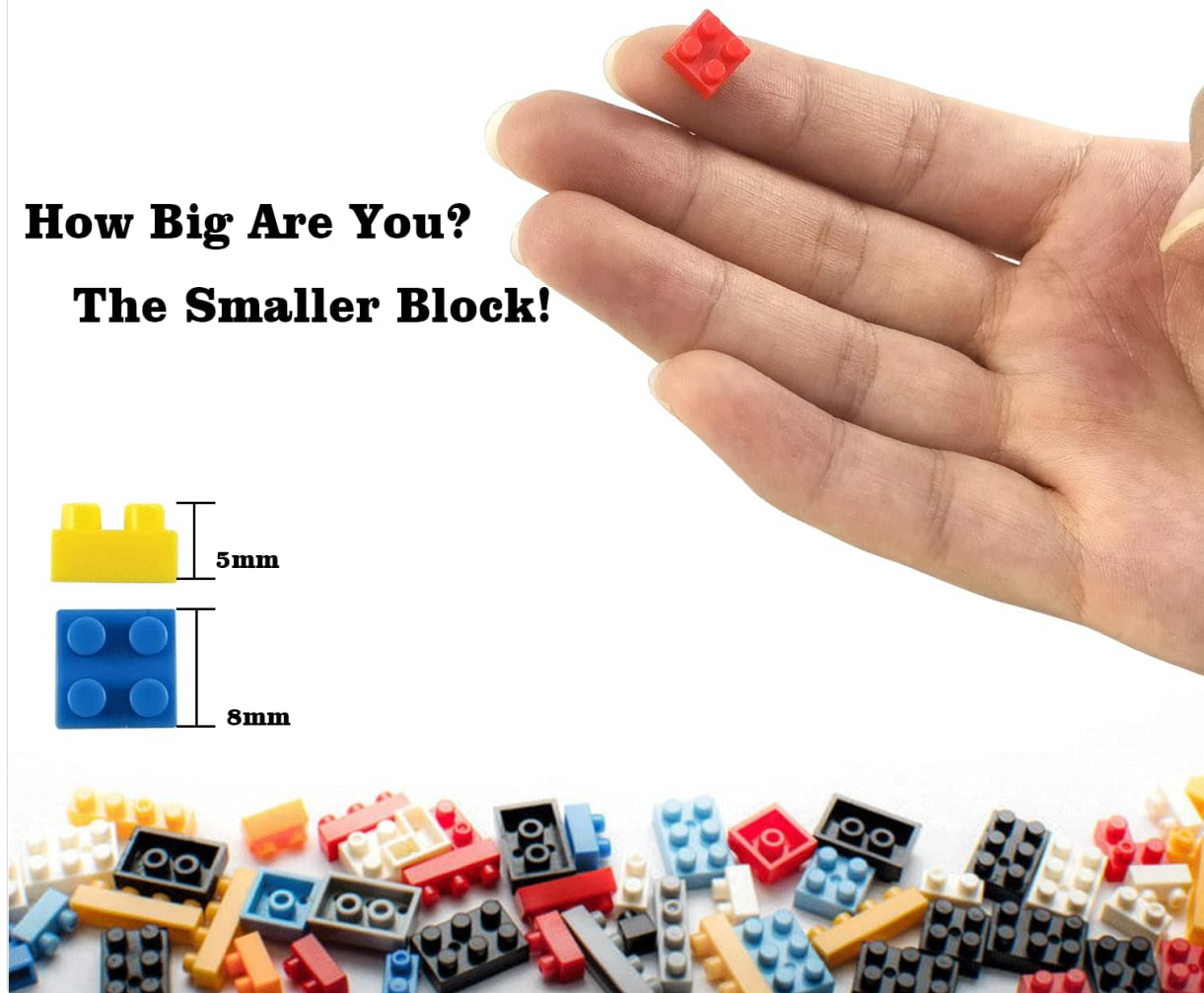


Image 3.1: Illustration of the micro-sized building blocks.

4. ASSEMBLY INSTRUCTIONS

The assembly process requires patience and precision due to the miniature size of the blocks. Please follow these general guidelines:


1. **Unpack and Sort:** Carefully open the packaging. It is highly recommended to sort the building blocks by color and shape before beginning assembly. This will significantly aid in locating the correct pieces for each step.
2. **Follow the Printed Manual:** Refer to the detailed printed instruction manual included in your package. This manual provides step-by-step visual guides for constructing your Pikachu model. Each step illustrates the specific blocks required and their placement.
3. **Precision is Key:** Ensure that each block is placed accurately and securely. Incorrect placement can affect the stability of the model and may prevent subsequent steps from being completed correctly.
4. **Take Breaks:** If you encounter difficulty or feel frustrated, take a short break. Building miniature block models can be challenging, and a fresh perspective often helps.

Details:




The Particles are Slippery and Burr-free

- *Checked layer by layer*
- *Smooth and Burr-free*



Bright Colors and Close Fit

- *ABS High-quality Plastic Material*
- *High-precision Mold Production*



Reasonable Design and Stable Structure

- *Engineering Structure Design*
- *Stable Structure*

Image 4.1: Example of the detailed instruction manual and sorting process.

5. USAGE AND DISPLAY

Once assembled, your STpro Pikachu model is primarily designed for display. Its intricate details make it a perfect addition to any collection or as a decorative item. While the model is sturdy when correctly assembled, it is not intended for rough play. Handle with care to maintain its integrity.





Image 5.1: Front and back views of the completed Pikachu model, suitable for display.

6. MAINTENANCE

To keep your STpro Pikachu model in excellent condition:

- **Cleaning:** Gently dust the model with a soft, dry cloth or a soft brush. For more stubborn dirt, a slightly damp cloth can be used, but avoid excessive moisture.
- **Storage:** Store the model in a stable location away from direct sunlight, extreme temperatures, and high humidity to prevent discoloration or material degradation.
- **Disassembly:** If you need to disassemble the model, do so carefully to avoid damaging the small connection points of the blocks.

7. TROUBLESHOOTING


If you encounter any issues during assembly or with your product:

- **Missing Pieces:** While extra pieces are included, if you find a critical piece missing, please double-check your sorting and the entire package. If still missing, contact STpro customer support.
- **Difficulty Connecting Blocks:** Ensure blocks are correctly oriented and aligned. Apply firm, even pressure. If a block does not fit, verify it is the correct piece for that step according to the manual.

- **Model Instability:** Re-examine previous steps to ensure all blocks are securely connected and in their correct positions. Precision in placement is crucial for structural integrity.

8. SPECIFICATIONS

Feature	Detail
Model Number	AMBUILD-12
Brand	STpro
Number of Pieces	1580+
Material	ABS Plastic
Product Dimensions (L x W x H)	5.7 x 5.3 x 5.9 inches
Item Weight	1.1 pounds
Recommended Age	12 years and up



9. CUSTOMER SUPPORT

For further assistance, questions, or to report any issues with your STpro Pikachu Mini Building Blocks set, please refer to the contact information provided on the product packaging or visit the official STpro website.