

[Manuals.plus](#) /

› [K&F CONCEPT](#) /

› K&F CONCEPT 35"/90cm Octagonal Softbox Instruction Manual

K&F CONCEPT KF18.0007V2

K&F CONCEPT 35"/90cm Octagonal Softbox Instruction Manual

Model: KF18.0007V2

INTRODUCTION

Thank you for choosing the K&F CONCEPT 35"/90cm Octagonal Softbox. This quick-release softbox is designed to provide soft, even, and diffused light for various photography and videography applications. It features a Bowens mount for wide compatibility and includes essential accessories like a honeycomb grid and diffusers to help you achieve desired lighting effects. Please read this manual carefully before use to ensure proper setup and operation.

PACKAGE CONTENTS

Please verify that all items listed below are included in your package:

- 1x Octagonal Softbox (90cm)
- 1x Inner Diffuser
- 1x Outer Diffuser
- 1x Honeycomb Grid
- 1x Carrying Bag
- 1x User Manual



Image: All components included in the K&F CONCEPT 35"/90cm Octagonal Softbox package.

KEY FEATURES

- **Premium Octagonal Design:** The 35"/90cm octagonal softbox features a smooth silver interior coating that broadens, diffuses, and softens light while maintaining accurate color rendition.
- **Quick Release and Folding:** An alloy chuck structure allows the softbox to be quickly opened and closed in seconds, enhancing portability and setup efficiency.
- **Durable Ribs and Mounting Plate:** Equipped with 8 high-resilience ribs for durability and an upgraded nylon alloy mounting plate for lightweight, rust-resistant performance.
- **Honeycomb Grid & Diffusers:** Includes internal and external diffusers for softer, more evenly diffused light, and a honeycomb grid to direct light at 45° and reduce spill.
- **Standard Bowens Mount:** Compatible with most COB lights and flashes on the market that feature a Bowens mount.

Highly Elastic Umbrella Ribs

Crafted from durable aluminum, the ribs maintain their shape even after years of use





Image: Illustration of the highly elastic umbrella ribs, crafted from durable aluminum to maintain shape over time.

High-quality Fabric



Outer layer
Non-translucent fabric
Dustproof, and leak-proof

Inner layer
High-reflective interior
Enlarges the light source, reduces shadows and
maintains true color temperature

Image: Details of the high-quality fabric, showing the dustproof and leak-proof outer layer and the high-reflective inner layer for true color temperature.

Durable Locking Mechanism



Constructed from high-quality zinc alloy

✓ Tested for over 10,000 presses

Image: The durable locking mechanism, constructed from high-quality zinc alloy and tested for extensive use.

SETUP INSTRUCTIONS

1. Unpacking



Carefully remove the softbox and all accessories from the carrying bag. Ensure no components are missing or

damaged.

2. Assembling the Softbox

1. Place the softbox on a flat surface with the Bowens mount facing upwards.
2. Pull each corresponding umbrella rod outwards in sequence until it clicks into place and reaches the buckle.
3. Press down on the clamp and secure the buckle tightly to fully open the softbox.

Octagonal Softbox Perfect for Portrait Photography



Create a naturally circular catchlight in the eyes with a more seamless transition in facial shadows



Octagonal Softbox: Almost invisible shadows



Square softbox: with shadow

Image: Step-by-step illustration of pulling up the umbrella rods and pressing inward to secure the softbox for quick setup.

3. Attaching to Light Source

1. Align the three ports of the softbox's Bowens mount with the lamp holes on your compatible COB light or flash.
2. Push the softbox onto the light source and rotate it clockwise until it locks securely into place.

Quick Set-up & Folding



Image: The universal Bowens mount, showing its compatibility with various light sources.

Setup Video Guide

Video: A visual guide demonstrating the quick release and assembly process of the K&F CONCEPT Octagonal Softbox, including attaching it to a Bowens mount light.

OPERATING INSTRUCTIONS

1. Using Diffusers

The softbox includes an inner and an outer diffuser. These can be used individually or together to achieve different levels of light softening.

- **Inner Diffuser:** Attaches inside the softbox to provide initial light diffusion.
- **Outer Diffuser:** Attaches to the front edge of the softbox to further soften and spread the light.
- Both diffusers are fastened with touch fasteners for easy assembly and removal.

Image: Visual demonstration of light quality: without softbox, without diffuser, with single layer diffuser, and with double layer

diffuser, highlighting the softening effect.

2. Using the Honeycomb Grid

The honeycomb grid attaches to the front of the softbox, over the outer diffuser. It helps to:

- Control and direct the spread of light.
- Narrow the beam angle.
- Reduce light spill.
- Create more focused and directional lighting.

Image: A side-by-side comparison illustrating the effect of the honeycomb grid on light, showing a broader spread without the grid and a more focused light with it.

MAINTENANCE

Cleaning

To clean the softbox, use a soft, dry cloth to wipe away any dust or debris. For stubborn marks, a slightly damp cloth can be used, but ensure the softbox is completely dry before folding or storing. Do not use harsh chemicals or abrasive cleaners.

Storage

To fold the softbox for storage:

1. Remove any attached diffusers or grids.
2. Pull the umbrella ribs from both sides towards the center to release the locking mechanism.
3. Gently fold the softbox down into its compact form.
4. Place the folded softbox and all accessories into the provided carrying bag for protection and easy transport.

Image: Instructions for folding the softbox for storage, showing how to pull the ribs towards the center and place it into the carrying bag.

TROUBLESHOOTING

| Issue | Possible Cause | Solution |
|---------------------------------------|--|---|
| Softbox does not open fully. | Umbrella rods not fully extended or locked. | Ensure each umbrella rod is pulled out until it clicks and the buckle is secured. |
| Softbox is loose on the light source. | Not properly attached to the Bowens mount. | Verify the three ports are aligned and the softbox is rotated clockwise until securely locked. |
| Light is too harsh or uneven. | Diffusers not installed or incorrect combination used. | Install one or both diffusers. Experiment with single or double diffusion for desired softness. |
| Light spill is too wide. | Honeycomb grid not installed. | Attach the honeycomb grid to the front of the softbox to control light direction. |

| Issue | Possible Cause | Solution |
|-------|----------------|----------|
|-------|----------------|----------|

TECHNICAL SPECIFICATIONS

| Specification | Detail |
|-------------------|--|
| Model Number | KF18.0007V2 |
| Type | Octagonal Softbox |
| Size | 35 inches / 90 cm (Diameter) |
| Depth | 14 inches / 36 cm |
| Mount Type | Bowens Mount |
| Material | Nylon (Enclosure), Aluminum (Ribs), Nylon Alloy (Mounting Plate) |
| Color | Black |
| Light Source Type | LED, Flash |
| Weight | 680g (approx.) |
| Storage Length | 20 inches / 50.5 cm |

COMPATIBILITY

This softbox is designed with a standard Bowens mount, making it compatible with a wide range of studio strobes and continuous LED video lights. Compatible devices include, but are not limited to:

- 120d
- Godox sl60w
- CB150, CB100, CB60, RGB CB60
- SL-70W
- S101-300W PRO, S101-400W PRO
- Vision 4, Vision 5



Image: Visual representation of the softbox's compatibility with Bowens mount lights.

WARRANTY AND SUPPORT

This K&F CONCEPT product comes with a 2-year manufacturer's warranty. For warranty claims, technical support, or any inquiries regarding your product, please contact K&F CONCEPT customer service through their official website or the retailer where the product was purchased.

For additional resources and product information, visit the official K&F CONCEPT store [K&F CONCEPT Store](#)