

Manuals+

[Q & A](#) | [Deep Search](#) | [Upload](#)

[manuals.plus](#) /

› [PGYTECH](#) /

› [PGYTECH OneMo 2 Camera Backpack with Shoulder Bag User Manual](#)

PGYTECH OneMo 2 (25L+8L Black)

PGYTECH OneMo 2 Camera Backpack with Shoulder Bag User Manual

Model: OneMo 2 (25L+8L Black) | Brand: PGYTECH

INTRODUCTION

This manual provides detailed instructions for the PGYTECH OneMo 2 Camera Backpack with Shoulder Bag. It covers the product's features, setup, operation, and maintenance to ensure optimal use and longevity. Please read this manual thoroughly before using the product.



Image: The PGYTECH OneMo 2 Camera Backpack (left) and its detachable shoulder bag (right).

KEY FEATURES

- **Total 38L Capacity:** The camera backpack offers a 25L main compartment, expandable by 5L (V-shape) or 8L (H-shape). It includes a 3.5L camera bag and an additional 1.5L expandable capacity. Designed to accommodate various camera gear including Sony, Canon, Nikon, DJI drones (Mini 4 Pro, Mini 3 Pro, AVATA, FPV, Mini, Mavic Air), DSLRs, SLRs, mirrorless cameras, and tripods. Features an easy-access front compartment for gimbal stabilizers.
- **Upgraded Back Panel System:** Features an ergonomic arc-shaped back panel with EVA foam and scuba knit fabric for comfort. Includes an adjustable sternum strap, detachable waist strap, S-shape shoulder strap, ventilation ridge, and stabilizer strap for enhanced comfort and load distribution.
- **Clamshell Opening & Double Quick Accesses:** The main compartment utilizes a user-friendly clamshell opening for full visibility and easy access to photographic equipment. Double quick accesses on the side of the backpack allow for simple and rapid camera retrieval.
- **High Quality Material:** Constructed from high-performance PU anti-splash material, providing waterproof, scratch-resistant, wear-resistant, and dirt-resistant properties. Equipped with a rain cover for protection in complex outdoor environments.
- **Smart Organization:** Multiple pockets for various items, including a large tripod, laptop compartment, and YKK zippers for secure storage of valuables.



**V-shape
expansion:**

25L+5L
35L+7L



**H-shape
expansion:**

25L+8L
35L+10L

25L

Double quick accesses on the side makes camera retrieval simple and easy



Image: The backpack offers V-shape expansion (25L+5L or 35L+7L) and H-shape expansion (25L+8L or 35L+10L) to adapt to different gear requirements.

UPGRADED BACK PANEL



Image: Internal layout highlighting smart organization features including mesh pockets, hidden locator pocket, 16-inch MacBook Pro compartment, camera clip attachment points, battery storage, zipped pockets, theft-deterrent YKK zippers, ergonomic back panel, and smartphone pocket.

SETUP

Configuring Internal Dividers

The OneMo 2 backpack features a highly customizable internal layout using Velcro-attached dividers. Arrange these partitions to securely fit your camera bodies, lenses, drones, and accessories. The included partitions (C x4, D x2, A x2, F x2 for the main bag, and H x2, G x2 for the shoulder bag) allow for various configurations.

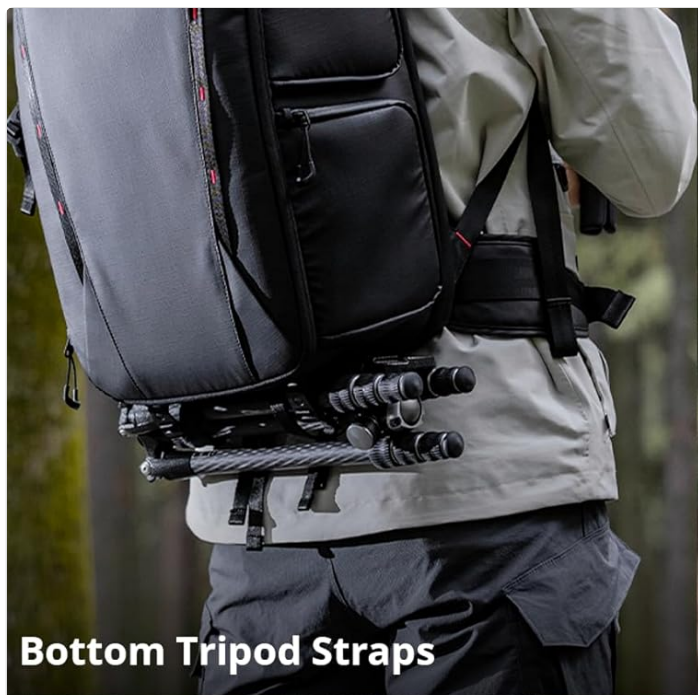
SMART ORGANIZATION




Image: Examples of internal organization with customizable dividers for cameras, lenses, and drones.

Adjusting Carrying System

- **Shoulder Straps:** Adjust the S-shape shoulder straps for a comfortable fit that contours to your torso. Use the suspension adjustment straps to fine-tune the load distribution.
- **Sternum Strap:** Fasten and adjust the sternum strap across your chest to stabilize the backpack and allow for easier breathing.
- **Waist Strap:** Attach the detachable waist strap and adjust it around your hips. The soft padding helps relieve pressure during extended wear.
- **Stabilizer Straps:** Utilize the stabilizer straps to balance the load and prevent shifting.



Bottom Tripod Straps



Flexible Front Compartment



Flexible Front Compartment



Luggage Pass-Through
(Can be taken on the plane)

Image: A user demonstrating the ergonomic arc-shaped back panel, suspension adjustment strap, adjustable chest strap, S-shape shoulder strap, and detachable waist strap for enhanced comfort.

Shoulder Bag Integration

The included shoulder bag can be used independently or stored within the main backpack. It can also be configured as a waist bag for quick access to essential items.




Image: The shoulder bag can be used on its own, stored neatly inside the main backpack, or worn as a waist bag for convenient access.

OPERATING THE BACKPACK

Accessing Gear

- **Clamshell Opening:** For full access to all your gear, lay the backpack flat and open the main compartment completely. This provides total visibility and easy organization.
- **Quick Side Access:** The backpack features double quick access points on the side, allowing you to retrieve your camera without fully opening the bag or removing it from your back.

Capacity Expansion

The backpack's capacity can be expanded to accommodate more gear or personal items. The V-shape expansion adds 5L, suitable for daily shooting or storing gimbals and camera cages. The H-shape expansion adds 8L, useful for carrying thicker jackets or other clothing during trips.

External Attachment Points

- **Bottom Straps:** Use the adjustable straps at the bottom of the backpack to securely carry a large tripod.
- **Side Pockets:** The side pockets can hold water bottles or additional tripods.
- **Multiple Attachment Points:** Various loops and straps are available for attaching extra gear such as drones or other accessories.



Image: Demonstrates the use of bottom straps for tripods, side pockets for water bottles or tripods, and multiple attachment points for carrying additional equipment like drones.

Dedicated Storage

- **Laptop Compartment:** A padded compartment is available for laptops up to 16 inches and an iPad sleeve.
- **Battery Storage:** Dedicated pockets with power indication systems are designed for camera batteries.
- **Smartphone Pocket:** A convenient pocket on the shoulder strap allows for quick access to your smartphone.
- **Hidden Locator Pocket:** A discreet pocket is included for a locator device (e.g., AirTag) for added security.

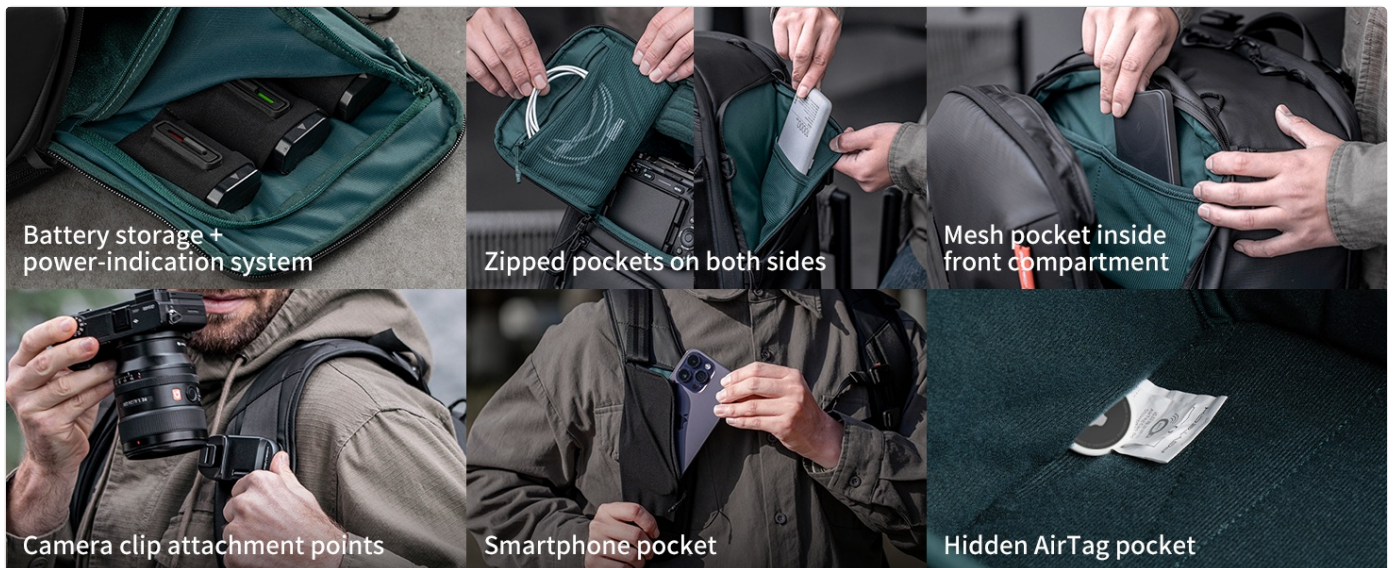


Image: Details of the padded laptop compartment and the robust, theft-deterrent YKK zippers.



Image: Close-up views of the battery storage system, smartphone pocket, and hidden AirTag pocket.

MAINTENANCE

Cleaning Instructions

To clean the PGYTECH OneMo 2 Camera Backpack, wipe the exterior with a damp cloth. Avoid using harsh chemicals or abrasive cleaners, as these may damage the material. Ensure the backpack is completely dry before storing.

Water Protection

The backpack is made from splash-proof material. For heavy rain or prolonged exposure to moisture, utilize the included rain cover to provide additional protection for your gear.

OneMo 2 Backpack 35L



OneMo 2 Backpack 35L X 1



Partition C x4



Partition D x2



Partition A x2



Partition F x2



Partition fixing strap X1



Accessory strap x 2



Chest strap x 1



Waist strap x 1

Shoulder bag



Shoulder bag x 1



Partition H x2



Partition G x2



Shoulder strap x1

Image: Demonstrates the backpack's splash-proof material and the application of the included rain cover for enhanced weather protection.

SPECIFICATIONS

Feature	Detail
Product Dimensions	18.50 x 12.60 x 9.25 inches
Weight (excluding dividers)	Mother bag: 3.79 lb (1.72 kg) Child bag: 0.95 lb (0.43 kg)
Weight (including dividers)	Mother bag: 4.65 lb (2.11 kg) Child bag: 1.10 lb (0.5 kg)
Main Backpack Capacity	25L (main) + expandable 5L (V-shape) or 8L (H-shape)
Shoulder Bag Capacity	3.5L + 1.5L (expandable)

Feature	Detail
Material	High performance PU anti-splash material (Polyester)
Care Instructions	Wipe with Damp Cloth
Manufacturer	PGYTECH
ASIN	B0D4L6H187

Included Components

- OneMo 2 Backpack (25L) x 1
- Shoulder Bag x 1
- Partition C x 4
- Partition D x 2
- Partition A x 2
- Partition F x 2
- Partition fixing strap x 1
- Accessory strap x 2
- Chest strap x 1
- Waist strap x 1
- Partition H x 2 (for Shoulder Bag)
- Partition G x 2 (for Shoulder Bag)
- Shoulder strap x 1 (for Shoulder Bag)

OneMo 2 VS OneMo Lite



		
Series Name	OneMo 2	OneMo Lite
Capacity	25-35L	22L
Expansion	✓	×
Sub-bag	✓	×
Waterproof cover	✓	×
Weight	5.9lb (including partition)	3.5lb (including partition)
Quick accesses	Double quick accesses on the right	Single-sided quick access
Storage items	2 cameras and 5 lenses, with expanded space to carry a Ronin-SC (no need to store separately) or some clothes	2 cameras and 5 lenses, the front compartment can store the gimbal (need to store separately)

Image: A visual representation of all components included with the PGYTECH OneMo 2 Backpack and Shoulder Bag, including various partitions and straps.

TROUBLESHOOTING






If you encounter any issues with your PGYTECH OneMo 2 Camera Backpack, please review the setup and operating instructions to ensure correct usage. For persistent problems or specific concerns, refer to the official support channels provided by PGYTECH.


WARRANTY AND SUPPORT

For detailed warranty information and customer support, please visit the official PGYTECH website or refer to the documentation included with your purchase. An electronic version of the user manual is available for download:

[Download User Manual \(PDF\)](#)

Related Documents - OneMo 2 (25L+8L Black)

	<p>PGYTECH OneMo 2 Backpack 35L: Features, Specifications, and Warranty</p> <p>Explore the PGYTECH OneMo 2 Backpack 35L, a versatile camera and photography backpack. Discover its features, customizable storage, product specifications, materials, and limited lifetime warranty details.</p>
	<p>PGYTECH OneGo Solo 2L Sling Bag: Features, Customization, Maintenance, and Lifetime Warranty Guide</p> <p>Explore the PGYTECH OneGo Solo, a versatile 2L sling bag designed for photographers, videographers, and daily essentials. This document details its customizable storage options, high-performance materials, organized partitions, maintenance advice, and lifetime warranty.</p>
	<p>MATEIN Weekender Bag Set User Guide</p> <p>User guide for the MATEIN Weekender Bag Set, detailing its specifications, key features like USB charging and shoe compartment, and its suitability for travel, gym, and sports.</p>
	<p>VEVOR 8102E-8L Tile Cutter: User Manual and Safety Guide</p> <p>Comprehensive user manual and safety instructions for the VEVOR 8102E-8L tile cutter. Learn about specifications, safety precautions, operation, and laser device adjustment.</p>
	<p>Osprey Arcane Roll Top WP Backpacks: Owner's Manual & Features</p> <p>Comprehensive owner's manual for Osprey Arcane Roll Top WP backpacks (18L and 25L). Learn about product features, sustainable materials, carry system, sizing, and waterproof closure instructions.</p>



[Canon EF Lenses: User Manual and Specifications](#)

Comprehensive guide to Canon EF Lenses, including safety precautions, handling instructions, focus mode settings, filter and hood usage, and detailed specifications for various EF lens models.