

Meta 8ab6e70b-3897-41ec-b2ce-83f97c527842

# Ray-Ban Meta Glasses Instruction Manual

Your comprehensive guide to setting up, operating, and maintaining your Ray-Ban Meta Glasses.

## PRODUCT OVERVIEW

The Ray-Ban Meta Glasses combine iconic style with advanced smart technology, allowing you to capture moments, listen to audio, make calls, and interact with Meta AI hands-free. Designed for seamless integration into your daily life, these glasses offer a new perspective on wearable tech.

- Capture photos and videos with an upgraded ultra-wide 12 MP camera and five-mic system.
- Listen to music and make hands-free calls with discreet open-ear speakers.
- Access Meta AI for real-time suggestions, answers, and reminders.
- Utilize live translation between French, Italian, Spanish, and English without Wi-Fi.
- Livestream directly to Facebook and Instagram.



Figure 1: Ray-Ban Meta Glasses in Wayfarer Large Matte Black.

## SETUP GUIDE

1. **Charge Your Glasses:** Place your Ray-Ban Meta Glasses into the included charging case. Connect the USB-C cable to the port on the bottom of the case and plug it into a power source. The indicator light on the case

will show charging status.

2. **Download the Meta View App:** Scan the QR code provided in the packaging or search for "Meta View" in your device's app store (iOS or Android). This app is essential for managing your glasses, importing media, and accessing features.
3. **Pair Your Glasses:** Follow the on-screen instructions in the Meta View app to pair your glasses with your smartphone via Bluetooth. Ensure Bluetooth is enabled on your phone.
4. **Complete Setup:** The app will guide you through initial settings, including Wi-Fi connection, Meta AI activation, and privacy preferences.

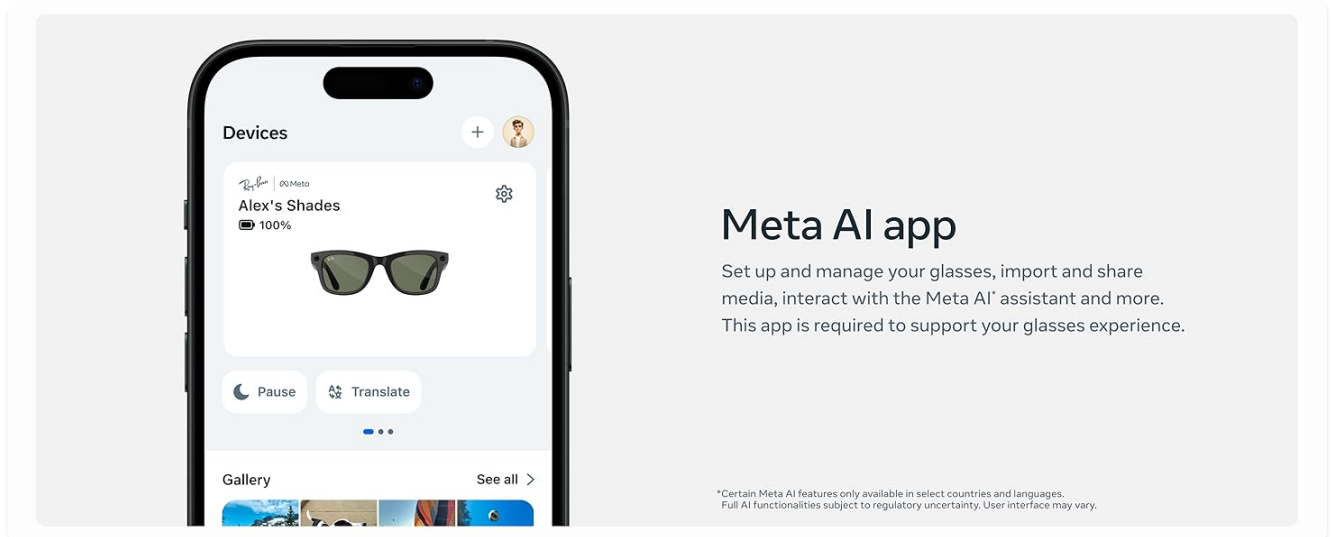


Figure 2: The Meta View app interface on a smartphone, used for setup and management.

## OPERATING YOUR RAY-BAN META GLASSES

### Capture Photos & Videos

Your glasses feature an ultra-wide 12 MP camera and a five-mic system for high-quality hands-free capture. Simply tap the capture button on the side of the frame or use voice commands like "Hey Meta, take a photo" or "Hey Meta, record a video."



# Built-in HD camera

Capture photos and videos hands-free.  
Just say, “Hey Meta, take a photo.”

Figure 3: Built-in HD camera allows for hands-free photo and video capture.

## Audio Features

Enjoy music, podcasts, and calls through the discreet open-ear speakers. These speakers deliver rich, quality audio without blocking ambient noises, keeping you aware of your surroundings. You can control playback and answer calls using touch controls on the temples of the glasses.



# Meta AI

Chat with Meta AI\* to get real-time suggestions, answers and reminders.

\*Meta AI only in select countries and languages.

Figure 4: Open-ear audio allows you to listen to media while remaining aware of your environment.

## Meta AI

Activate Meta AI by saying "Hey Meta" to ask questions, get real-time suggestions, and receive context-rich information about your surroundings. Meta AI can analyze what you see and provide helpful insights.



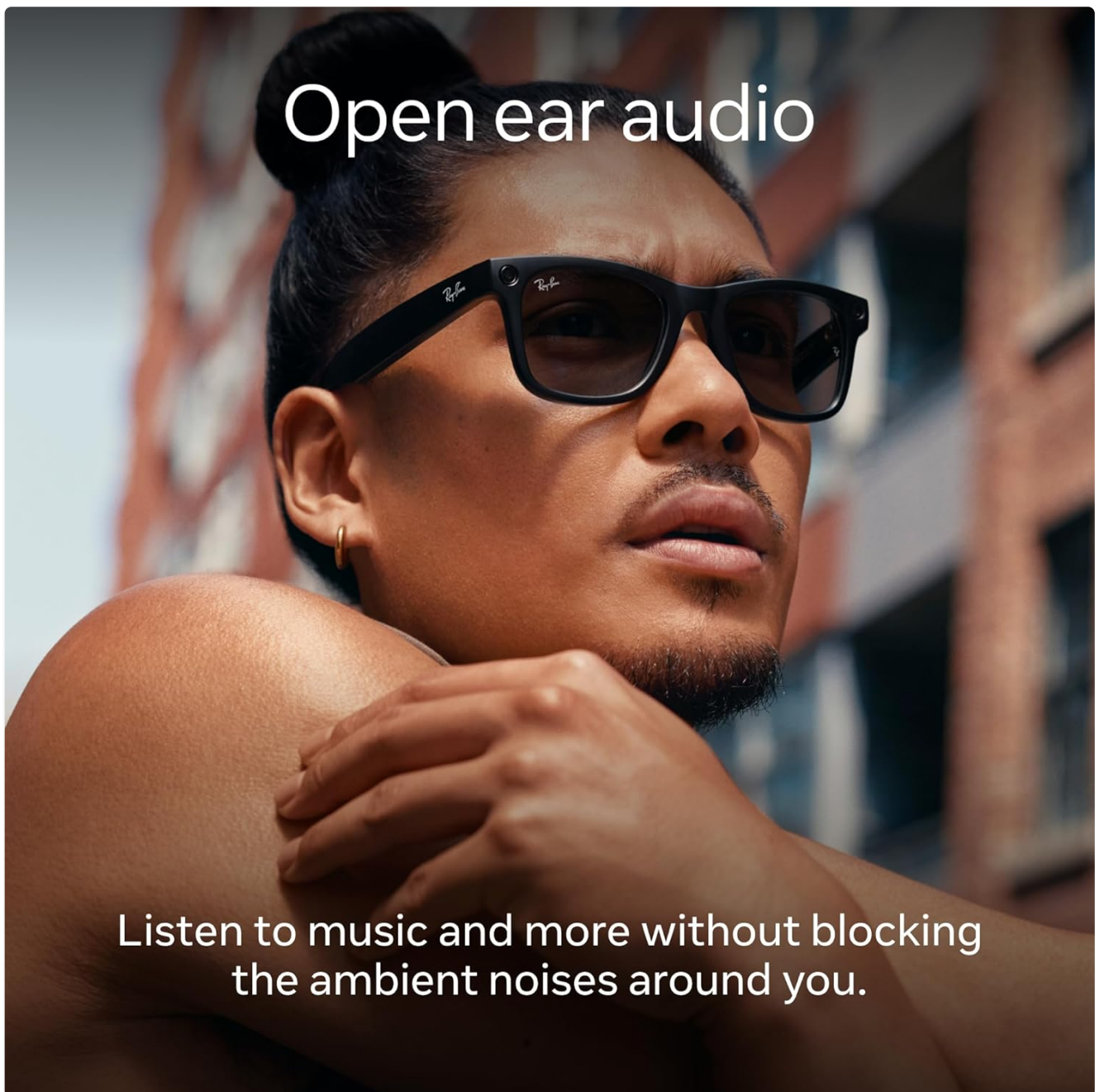


Figure 5: Interact with Meta AI for real-time information and assistance.

### Live Translation

Experience real-time translation between French, Italian, Spanish, and English. This feature operates without Wi-Fi, making it ideal for travel and exploring new cultures.

### Livestreaming

Share your perspective live on Facebook and Instagram directly from your glasses. This allows friends and family to see exactly what you see in real-time.

---

## CARE AND MAINTENANCE

---

- **Cleaning:** Use the provided cleaning cloth to gently wipe lenses and frames. For stubborn smudges, use a lens cleaning spray designed for eyewear. Avoid abrasive materials or harsh chemicals.
- **Storage:** Always store your glasses in the charging case when not in use to protect them from scratches and damage, and to ensure they remain charged.

- **Battery Life:** Fully charged glasses can last up to four hours with moderate use. The included charging case provides an additional 32 hours of charge.




Figure 6: The charging case extends the battery life of your glasses significantly.

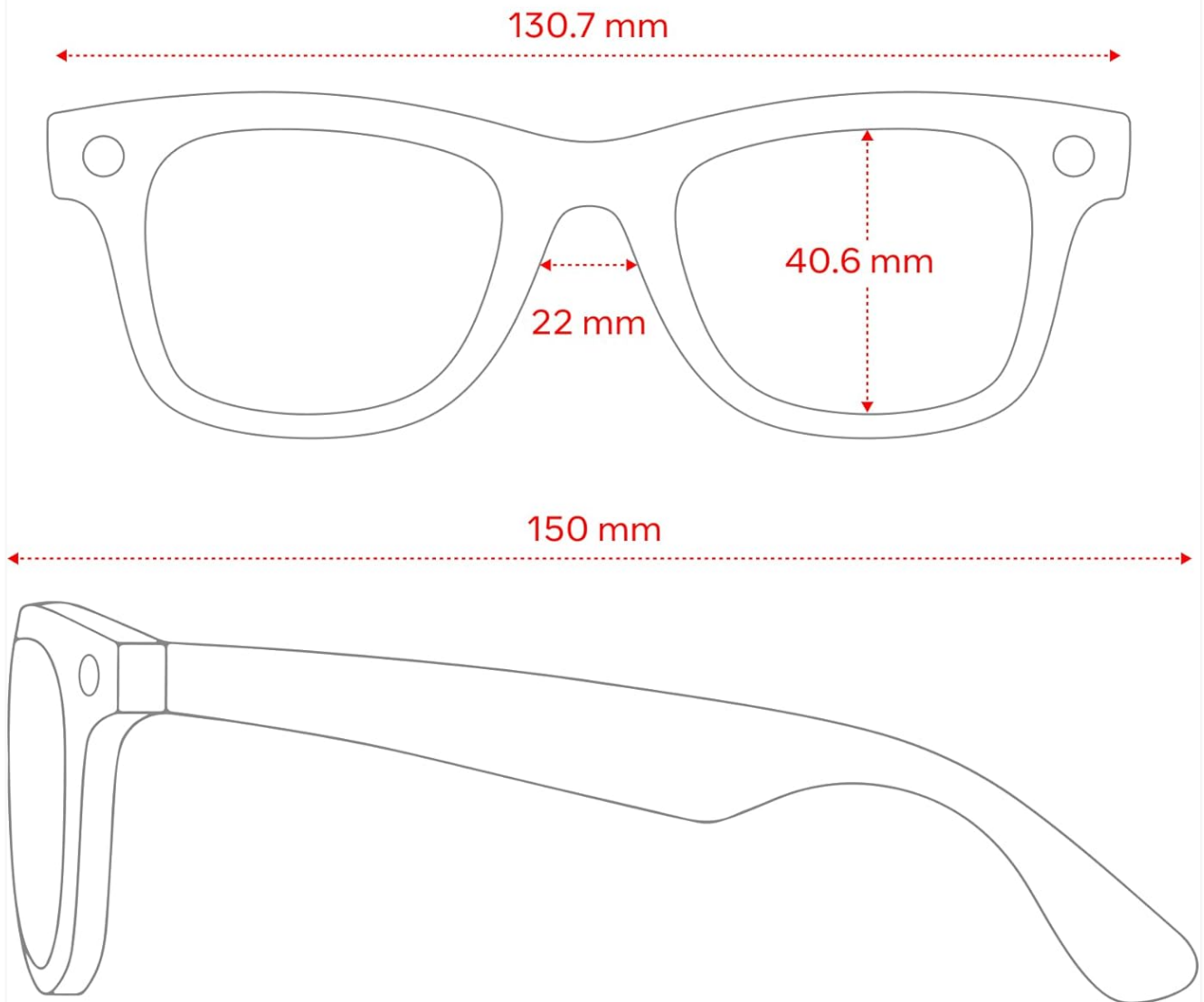
## TROUBLESHOOTING

- **Connectivity Issues:** If your glasses are not connecting to the Meta View app, ensure Bluetooth is on and the glasses are charged. Try restarting both your phone and the glasses.
- **Audio Problems:** Check the volume levels on your glasses and phone. Ensure the speakers are not obstructed.
- **Camera Not Responding:** Verify that the glasses are sufficiently charged. If the issue persists, try restarting the glasses.
- **App Freezing/Crashing:** Ensure your Meta View app is updated to the latest version. Clear the app's cache or reinstall if necessary.

## TECHNICAL SPECIFICATIONS

Feature	Detail
Product Dimensions	5.91 x 5.75 x 1.81 inches; 11.29 ounces
Item Model Number	8ab6e70b-3897-41ec-b2ce-83f97c527842
Manufacturer	Luxottica
Date First Available	May 17, 2024
Camera	12 MP Ultra-wide
Audio	Five-mic system, Open-ear speakers
Lens Types	Sun, Clear, Transitions, Polarized

# Regular fit



Also available in large fit

Figure 7: Dimensions for the Regular fit Wayfarer style. Large fit is also available.

## Lens Types

Ray-Ban Meta Glasses offer high-performance lenses with exceptional clarity, comfort, and protection. All frames can be fitted with Rx lenses.

- **Sun Lenses:** Provide advanced eye protection in bright conditions with 100% UVA & UVB protection.
- **Clear Lenses:** Blue light filter lenses designed to improve visual comfort by filtering blue light from digital screens and indoor lights.
- **Transitions® Lenses:** Seamlessly adapt to changing light conditions, going from fully clear or slightly tinted indoors to fully dark outdoors.
- **Polarized Lenses:** Polar technology intercepts reflections and reduces glare for better contrast and improved clarity, with 100% UVA and UVB protection.

Figure 8: Transitions® lenses adapt to various light conditions.




## WARRANTY AND SUPPORT

Your Ray-Ban Meta Glasses are manufactured by Luxottica. The product comes with a return policy of 30 days for refund or replacement, fulfilled by Amazon.

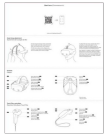
For further assistance, please refer to the Meta View app's help section or visit the official Meta support website. Keep your purchase receipt for warranty claims.

© 2024 Meta. All rights reserved. Ray-Ban is a registered trademark of Luxottica.

### Related Documents

	<p><a href="#">Meta Quest 3 VR Headset Setup and Maintenance Guide</a></p> <p>A comprehensive guide on how to set up, pair, and maintain your Meta Quest 3 VR headset and controllers. Learn about proper fitting, charging, and cleaning to ensure the best user experience.</p>
	<p><a href="#">Meta Quest 3 Manual: Setup, Features, and Safety Guide</a></p> <p>Comprehensive guide to setting up, adjusting, pairing, and maintaining your Meta Quest 3 VR headset. Includes troubleshooting tips and LED indicator information.</p>
	<p><a href="#">Meta Quest 3 VR Headset Troubleshooting Guide</a></p> <p>A comprehensive guide to troubleshooting common issues with the Meta Quest 3 VR headset, including power management, controller operation, and general VR performance. Version 1.0.</p>





### [Meta Quest 3S Headset and Touch Plus Controllers Quick Start Guide](#)

A guide to adjusting the Meta Quest 3S headset strap and understanding the features of the headset and Touch Plus controllers.