

FINTIE iPad Air 13-inch (M3) 2025 / (M2) 2024 Case

Fintie Rotating Case for iPad Air 13-inch (M3) 2025 / (M2) 2024 - Instruction Manual

Model: iPad Air 13-inch (M3) 2025 / (M2) 2024 Case

INTRODUCTION

Thank you for choosing the Fintie Rotating Case for your iPad Air 13-inch. This manual provides essential information for the proper setup, operation, and maintenance of your new protective case. Please read these instructions carefully to ensure optimal use and longevity of the product.

COMPATIBILITY

This Fintie Rotating Case is exclusively designed for the following iPad models:

- iPad Air 13-inch (M3) 2025 (Model Numbers: A3268, A3269, A3271)
- iPad Air 13-inch (M2) 2024 (Model Numbers: A2898, A2899, A2900)

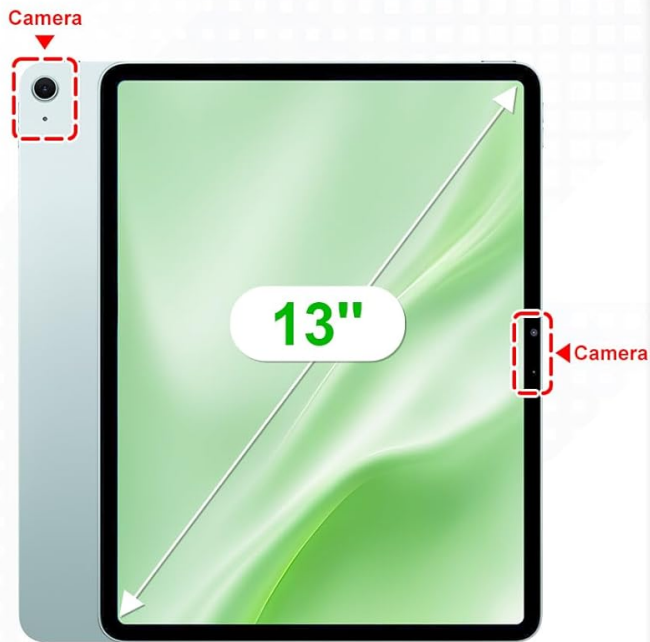
To verify your iPad model number, please check the back bottom of your iPad. This case is not compatible with any other iPad models.



ONLY Fit iPad Air 13-inch (M3) 2025 / (M2) 2024

This case **ONLY** fits these models:

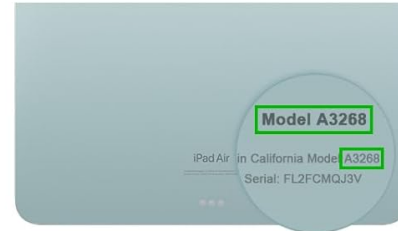
A3268, A3269, A3271
A2898, A2899, A2900



HOW to find your model

Option 1

Look on the back of your iPad for a model number.



Option 2

1. Open Settings > General > About
2. Tap the M part number to reveal the A model number.

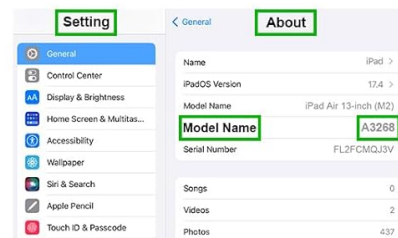


Figure 1: Guide to identifying your iPad model number. Check the back of your iPad or navigate to Settings > General > About to find the 'A' model number.

KEY FEATURES

- **360-Degree Rotating Stand:** Allows for flexible horizontal (landscape) and vertical (portrait) viewing angles.
- **Integrated Pencil Holder:** Securely stores your Apple Pencil Pro and supports magnetic and wireless charging while the case is on.
- **Auto Wake/Sleep Function:** Automatically wakes your iPad when opened and puts it to sleep when closed, conserving battery life.
- **Dual Layer Protection:** Features a hard interior cover and a premium synthetic leather exterior to protect against scratches and impacts.
- **Snap-n-Roll Design:** Easy installation and removal of your iPad.
- **Elastic Band Closure:** Keeps the case securely closed during transport.
- **Touch ID Support:** Designed with precise cutouts to allow full functionality of the fingerprint sensor.



Figure 2: The Fintie Rotating Case showcasing its design and rotating stand capability.

SETUP: INSTALLING YOUR iPad

1. **Prepare the Case:** If your case includes a screen protector film or back cover film, gently remove it before installation.
2. **Insert iPad:** Align your iPad with the left side of the case's inner shell. Gently snap the left side of your iPad into the case.
3. **Secure iPad:** Press the right side of your iPad firmly into the case until it is fully seated and secure. Ensure all corners are protected.
4. **Check Fit:** Verify that all ports, buttons, and the camera are correctly aligned with the case's cutouts.

Video 1: Installation guide for an iPad case, demonstrating how to remove protective films and securely fit the iPad into the case. This video shows a similar case installation process.

Video 2: Visual instructions on how to install a protective case onto an iPad, highlighting the steps for proper fit and alignment.

OPERATING INSTRUCTIONS

Using the 360-Degree Rotating Stand

The case features a unique rotating mechanism that allows you to position your iPad in multiple viewing angles. Simply rotate the iPad within the case to switch between portrait and landscape orientations. The cover can then be folded into a stand to support your device.



Figure 3: The 360-degree rotating stand provides versatile viewing options for your iPad.

Adjustable Viewing Angles

The front cover of the case includes two anti-slip grooves. These grooves allow you to adjust the viewing angle of your iPad for comfortable use, whether for watching videos, typing, or browsing.

Adjustable Angles

Two anti-slip grooves support stable bracket.



Figure 4: Adjustable angles for optimal viewing and typing comfort.

Video 3: Demonstration of the ergonomic typing angle provided by the case, allowing for comfortable and effortless typing.

Video 4: A brief demonstration of the case's typing mode and adjustable angle functionality.

Apple Pencil Pro Holder

The case includes a built-in holder for your Apple Pencil Pro. This holder allows for secure storage and supports magnetic attachment and wireless charging of the Apple Pencil Pro when the case is on. To remove the pencil, gently push it from the cutout on the back of the case.

Support Apple Pencil Pro

Built-in pencil holder & Wirelessly charge.



Figure 5: Securely store and charge your Apple Pencil Pro.

Auto Wake/Sleep Function

The integrated magnets in the cover automatically wake your iPad when you open the case and put it to sleep when you close it. This feature helps conserve battery life.

Auto Wake / Sleep




Figure 6: Auto Wake/Sleep functionality for battery efficiency.

Video 5: Quick demonstration of the auto sleep/wake function, showing the iPad screen turning on and off as the case is opened and closed.

Touch ID Functionality

The case is designed with a precise cutout for the Touch ID sensor, ensuring full functionality for securely unlocking your iPad.

Touch ID Securely Unlock Your iPad



Figure 7: Touch ID sensor remains fully accessible.

Secure Transport

An elastic band is integrated into the case design to hold the cover closed securely, preventing accidental opening and providing added protection when you are on the go.



Figure 8: The elastic band keeps your iPad securely closed during transport.

Video 6: Overview of the Fintie Rotating Case for iPad Air 13-inch (M2) 2024, highlighting its features and functionality.

MAINTENANCE

To maintain the appearance and functionality of your Fintie Rotating Case, follow these simple guidelines:

- **Cleaning:** Wipe the exterior with a soft, damp cloth. Avoid using harsh chemicals or abrasive cleaners, as these may damage the material.
- **Storage:** Store the case in a cool, dry place away from direct sunlight and extreme temperatures when not in use.
- **Avoid Over-stuffing:** Do not place excessive items in the case's pockets (if applicable) or force the cover closed, as this may deform the case or damage your iPad.

TROUBLESHOOTING

iPad Not Waking/Sleeping Automatically

- Ensure your iPad is correctly seated within the case.
- Check your iPad settings: Go to Settings > Display & Brightness > Lock/Unlock and ensure it is enabled.

Difficulty with Stand Function

- Ensure the case is placed on a flat, stable surface.
- Adjust the iPad's position within the grooves to find the most stable angle.






SPECIFICATIONS

Feature	Detail
Product Dimensions	11.3 x 9.25 x 0.91 inches
Item Weight	1.1 pounds
Brand	FINTIE
Compatible Devices	iPad Air 13-inch (M2) 2024 (A2898/A2899/A2900), iPad Air 13-inch (M3) 2025 (A3268/A3269/A3271)
Form Factor	Case
Shell Type	Rotating Case
Special Features	360-Degree Rotating Stand, Pencil Holder, Auto Wake/Sleep, Dual Layer Protection, Elastic Band Closure, Touch ID Support
Color	Blossom (variant shown)
What's in the box	1*Protective Case

WARRANTY AND SUPPORT

For warranty information or technical support, please refer to the documentation included with your purchase or visit the official Fintie website. Fintie is committed to customer satisfaction and provides support for its products.

You can visit the FINTIE Store for more information:[FINTIE Store on Amazon](#)

<p>7-Color Backlit Wireless Keyboard with Detachable Back Case for iPad 11 Inch</p> <p>User Manual</p> 	<p>Fintie 7-Color Backlit Wireless Keyboard for iPad 11 Inch User Manual</p> <p>User manual for the Fintie 7-Color Backlit Wireless Keyboard with Detachable Back Case for iPad 11 Inch, covering pairing, backlight control, charging, specifications, touchpad functions, troubleshooting, safety, warranty, and regulatory compliance.</p>
	<p>Fintie Wireless Keyboard for Fire HD 10 with Detachable Case User Manual</p> <p>User manual for the Fintie Wireless Keyboard for Fire HD 10 with Detachable Case, covering installation, removal, pairing, charging, specifications, and troubleshooting.</p>
	<p>Fintie EB028 Ultrathin Wireless Bluetooth Keyboard User Manual</p> <p>Comprehensive user manual for the Fintie EB028 Ultrathin Wireless Bluetooth Keyboard, covering setup, pairing, specifications, troubleshooting, and safety guidelines.</p>
	<p>Fintie Wireless Keyboard User Manual - Setup, Features, and Troubleshooting</p> <p>Comprehensive user manual for the Fintie Wireless Bluetooth Keyboard (Model EB220). Learn about pairing, charging, product overview, keys, troubleshooting, specifications, warranty, and recycling information.</p>
	<p>Fintie Wireless Keyboard User Manual</p> <p>User manual for the Fintie Wireless Keyboard, covering pairing, charging, specifications, troubleshooting, and warranty information.</p>
<p>Wireless Keyboard</p> <p>User Manual</p>	<p>Fintie Wireless Keyboard User Manual</p> <p>User manual for the Fintie Wireless Keyboard, covering pairing, sleep mode, charging, specifications, keys and functions, troubleshooting, safety tips, and FCC/IC compliance.</p>