

Mohard J51

Mohard Bluetooth 5.3 2-in-1 Audio Adapter J51 User Manual

Model: J51 | Brand: Mohard

1. PRODUCT OVERVIEW

The Mohard J51 Bluetooth 5.3 2-in-1 Audio Adapter is a versatile device designed to enhance your wireless audio experience. It functions as both a Bluetooth transmitter (TX) and a Bluetooth receiver (RX), allowing you to easily adapt to various audio scenarios with a simple switch.

Key Features:

- **2-in-1 Functionality:** Seamlessly switch between Transmitter (TX) and Receiver (RX) modes.
- **Bluetooth 5.3 Technology:** Ensures stable, robust, and low-latency wireless connections with a range of up to 10 meters.
- **Dual-Link Connectivity:** Connect two wireless headphones simultaneously in TX mode for shared listening.
- **Extended Battery Life:** Up to 12 hours of continuous use on a single charge.
- **Hands-Free Calling:** Integrated microphone with advanced noise cancellation for clear calls in RX mode.
- **One-Click Factory Reset:** Simplifies troubleshooting by restoring default settings.
- **Universal Compatibility:** Works with a wide range of audio sources and devices via 3.5mm AUX and USB-C.



Image 1.1: The Mohard J51 Bluetooth 5.3 2-in-1 Audio Adapter, showcasing its compact design, 3.5mm audio jack, and included airplane adapter.



Image 1.2: The Mohard J51 adapter demonstrating its small, portable size, fitting easily into a pocket for convenient travel.

2. PACKAGE CONTENTS

Please check the package for the following items:

- Mohard Bluetooth Transmitter Receiver (J51) x1
- Type-C Charging Cable x1
- Dual 3.5mm AUX Adapter (for airplane use) x1
- User Manual x1

3. DEVICE LAYOUT

Familiarize yourself with the buttons and ports on your Mohard J51 adapter:

- **Power Button / Play/Pause:** Press and hold to power on/off. Short press to play/pause audio.
- **TX/RX Switch:** Slide to select Transmitter (TX) or Receiver (RX) mode.
- **Reset Button:** Press to perform a factory reset.
- **3.5mm Audio Jack:** For connecting to audio sources or output devices.
- **USB-C Charging Port:** For charging the device.
- **Indicator Lights:** Display pairing status, mode, and battery level.

4. CHARGING THE DEVICE

Before first use, fully charge the Mohard J51 adapter.

1. Connect the provided Type-C charging cable to the USB-C port on the adapter.
2. Connect the other end of the cable to a USB power source (e.g., wall adapter, computer USB port).
3. The indicator light will show charging status (refer to the device's LED behavior for specifics, typically red while charging, off or blue when fully charged).
4. A full charge provides up to 12 hours of continuous use.



Autonomie Prolongée

Bénéficiez d'une longue autonomie pour votre voyage



Image 4.1: The Mohard J51 adapter highlighting its extended battery life of up to 12 hours on a single charge.

5. SETUP AND PAIRING

5.1 Power On/Off

- **Power On:** Press and hold the Power button for approximately 3 seconds until the indicator light flashes.
- **Power Off:** Press and hold the Power button for approximately 3 seconds until the indicator light turns off.

5.2 Select Mode (TX/RX)

Slide the TX/RX switch on the side of the device to select the desired mode:

- **TX (Transmitter) Mode:** To send audio from a non-Bluetooth device to Bluetooth headphones/speakers.
- **RX (Receiver) Mode:** To receive Bluetooth audio from a smartphone/tablet and play it through wired speakers/car stereo.

5.3 Pairing in TX Mode (Transmitter)

Use TX mode to stream audio from devices like TVs, computers, or airplane entertainment systems to your Bluetooth headphones or speakers.

1. Switch the adapter to **TX mode**.
2. Connect the adapter's 3.5mm audio jack to the audio output port of your non-Bluetooth device (e.g., TV headphone jack, airplane audio jack). Use the dual 3.5mm AUX adapter for airplane entertainment systems if needed.
3. Place your Bluetooth headphones or speaker into pairing mode (refer to your headphone/speaker manual).
4. The adapter will automatically search for and connect to nearby Bluetooth devices. The indicator light will show a successful connection.
5. **Dual Pairing:** To connect a second pair of headphones, put the second device into pairing mode. The adapter supports simultaneous connection to two wireless headphones.



Profitez de Votre Voyage

Associez aisément vos écouteurs Bluetooth en vol



Image 5.1: The Mohard J51 adapter in TX mode, connected to an airplane's audio jack, enabling wireless audio streaming to Bluetooth earbuds for in-flight entertainment.

Double Connexion

Associez facilement deux casques Bluetooth simultanément



Image 5.2: Illustrates the dual-link feature, allowing two users to simultaneously connect their Bluetooth headphones to the Mohard J51 adapter and share audio from a single source.

5.4 Pairing in RX Mode (Receiver)

Use RX mode to receive Bluetooth audio from your smartphone or tablet and play it through wired speakers, car stereos, or other AUX-IN enabled devices.

1. Switch the adapter to **RX mode**.
2. Connect the adapter's 3.5mm audio jack to the AUX-IN port of your wired speaker, car stereo, or other audio output device.
3. Enable Bluetooth on your smartphone or tablet and search for "Mohard J51" (or similar device name) in the list of available devices.
4. Select the adapter to pair. The indicator light will confirm a successful connection.

5. Once connected, you can stream audio from your smartphone/tablet to the connected wired device.
6. **Hands-Free Calling:** In RX mode, the built-in microphone allows you to answer calls. Short press the Power button to answer/end a call.



Image 5.3: The Mohard J51 adapter in RX mode, connected to a car's AUX input, enabling wireless audio streaming and hands-free calls from a smartphone.

RX Récepteur



TX Transmetteur



Image 5.4: A comprehensive diagram detailing the various devices compatible with the Mohard J51 adapter in both Receiver (RX) mode for audio input and Transmitter (TX) mode for audio output.

6. OPERATING INSTRUCTIONS

6.1 Basic Controls

- **Play/Pause:** Short press the Power button.
- **Answer/End Call (RX Mode):** Short press the Power button.

6.2 One-Click Factory Reset

If you encounter persistent issues or wish to clear all pairing records, you can perform a factory reset:

1. Ensure the device is powered on.
2. Press the **Reset button** (usually a small button that may require a pin or paperclip to press).
3. The device will reset to its original factory settings, and all previous pairing information will be cleared.

7. IMPORTANT NOTES

The Mohard J51 Bluetooth adapter is NOT suitable for electronic musical instruments such as guitars or pianos. It is designed for general audio transmission and reception, not for low-latency, high-fidelity instrument audio.

8. SPECIFICATIONS

Feature	Specification
Brand	Mohard
Model Number	J51
Connectivity Technology	Bluetooth 5.3
Operating Modes	Transmitter (TX) / Receiver (RX)
Audio Interface	3.5mm AUX Jack
Charging Port	USB-C
Battery Life	Up to 12 hours
Wireless Range	Up to 10 meters (33 feet)
Special Features	2-in-1, Hands-Free Calling, Noise Cancellation, Dual Pairing, Integrated Microphone, One-Click Reset
Compatible Devices	Speakers, Laptops, Tablets, Smart TVs, Bluetooth Headphones, Mobile Phones, MP3 Players, Smartphones
Battery Composition	Lithium-ion
Rechargeable Battery	Yes
Product Dimensions	20L x 80W x 60H millimeters

Item Weight	60 Grams
Material	Acrylonitrile Butadiene Styrene (ABS)



Image 8.1: Internal view of the Mohard J51 adapter, emphasizing the Bluetooth 5.3 chip for stable and fast wireless connectivity.

9. MAINTENANCE

To ensure the longevity and optimal performance of your Mohard J51 adapter, follow these maintenance guidelines:

- **Cleaning:** Wipe the device with a soft, dry cloth. Avoid using harsh chemicals or abrasive cleaners.
- **Storage:** Store the adapter in a cool, dry place away from direct sunlight and extreme temperatures.
- **Avoid Water:** Do not expose the device to water or excessive moisture.
- **Handle with Care:** Avoid dropping or subjecting the device to strong impacts.

10. TROUBLESHOOTING

If you encounter issues with your Mohard J51 adapter, please refer to the following common problems and solutions:







- **Device Not Powering On:**
 - Ensure the device is fully charged. Connect it to a power source using the Type-C cable.
 - Press and hold the Power button for at least 3 seconds.
- **Unable to Pair / Connection Issues:**
 - Ensure the adapter is in the correct mode (TX for transmitting, RX for receiving).
 - Make sure the adapter and the target Bluetooth device are within the 10-meter range.
 - Put both devices into pairing mode.
 - Clear previous pairing records on both devices and try pairing again.
 - Perform a One-Click Factory Reset on the adapter (see Section 6.2).
- **No Audio / Poor Audio Quality:**
 - Check all cable connections (3.5mm AUX) are secure.
 - Ensure the volume on both the adapter and the connected audio device is turned up.
 - Verify that the adapter is successfully paired.
 - Reduce interference by moving away from other wireless devices or obstacles.
 - Ensure the adapter is not being used with electronic musical instruments, as it is not designed for this purpose.

11. WARRANTY AND SUPPORT

The Mohard J51 Bluetooth 5.3 2-in-1 Audio Adapter comes with a **one-year after-sales service warranty** from the date of purchase.

If you experience any issues or have questions regarding your product, please contact Mohard customer support through your purchase platform. Please have your order number and product model (J51) ready when contacting support for faster assistance.

Related Documents - J51

	<p>Mohard J33 Bluetooth Receiver User Manual and Specifications</p> <p>Comprehensive guide for the Mohard J33 Bluetooth Receiver, covering setup, features, and specifications for various models including Bluetooth receivers and transmitters.</p>
	<p>J51 Wireless Earbuds Instruction Manual</p> <p>Comprehensive instruction manual for J51 Wireless Earbuds, covering Bluetooth connectivity, touch controls, troubleshooting, specifications, and warranty activation. Learn how to connect, operate, and maintain your J51 earbuds for optimal performance.</p>
	<p>Mohard Bluetooth Car Adapter Quick Guide</p> <p>Step-by-step guide for setting up and using the Mohard Bluetooth 5.3 car adapter and FM transmitter, including FM frequency tuning, ambient light control, and volume adjustment.</p>
	<p>Mohard BC81 Bluetooth 5.3 FM Transmitter & Car Charger User Manual</p> <p>Comprehensive user guide for the Mohard BC81 Bluetooth 5.3 FM transmitter, car charger, and hands-free kit. Learn about features, specifications, setup, operation, music control, and troubleshooting.</p>
	<p>Quick Guide and FAQ for Bluetooth Car FM Transmitter</p> <p>A concise guide to setting up and using a Bluetooth car FM transmitter, including troubleshooting common issues like static noise, call clarity, pairing problems, and power management.</p>
	<p>T65 Bluetooth FM Transmitter Car Adapter User Manual</p> <p>Comprehensive user manual for the T65 Bluetooth FM Transmitter Car Adapter, detailing specifications, operation, troubleshooting, and safety instructions for hands-free calls, music streaming, and fast charging.</p>



Mohard Bluetooth 5.3 Audio Adapter, odbiornik Bluetooth Transmitter

Indeks: 580102 Producent: Mohard Kod producenta: 251

Cena: 241.07 zł

Opis

Mohard Bluetooth 5.3 Audio Adapter, odbiornik Bluetooth Transmitter

Producent: Mohard

Adapter Bluetooth 5.3 Audio Mohard to innowacyjne urządzenie 2-w-1, które bezprzewodowo przekształca urządzenia bez Bluetootha, takie jak telewizory, komputery, głośniki do słuchania w słuchawki czy na przykład w samochodzie, w nadajniki Bluetooth. Zapewnia szybkie i bezproblemowe połączenie dzięki zaawansowanej technologii Bluetooth 5.0, gwarantującej precyzyjny i wysoce jakościowy dźwięk dzięki dwójnemu doświadczeniu w słuchaniu.

Adapter Bluetooth 5.3 Audio Mohard pozwala cieszyć się dźwiękiem bezprzewodowo - nawet do 10 godzin w trybie odbioru i 5 godzin w trybie nadawania. Dzięki portowi ładowności USB-C ładowanie jest szybkie i wygodne. To idealne rozwiązanie dla miłośników muzyki i ruchu, które cenią wygodę.

Na małą wagę nie porzucił także i doskonałą jakość - Adapter Bluetooth 5.3 Audio Mohard to prosty sposób na przekształcenie swoich ulubionych urządzeń w głośniki i rozszerzenie możliwości Bluetooth. Dzięki nowej technologii cieszyć się doskonałym dźwiękiem, głośno i w ciszy.

- 2-w-1 Transmitter and Receiver: Effortlessly convert non-Bluetooth devices such as TVs, PCs, and general light equipment into Bluetooth transmitters. Additionally, seamless pairing with compatible headphones or speakers allows for wireless listening experiences.
- Bluetooth 5.3: Experience quick and seamless connections with the advanced Bluetooth 5.0 technology, providing powerful and crystal-clear sound for an exceptional listening experience.
- Precise any case solution: Cieszyć się muzyką 10 godzin w trybie nadawania i 5 godzin w trybie odbioru. Port ładowności USB-C umożliwia szybkie i wygodne ładowanie, pozwalając Ci cieszyć się na bieżąco.
- Bluetooth 5.3 Audio Adapter, odbiornik i nadajnik Bluetooth

- Waga produktu: 40 gram
- Nowa wersja: 251
- Punkt sprzedaży: 251

[pdf]

Mohard Bluetooth 5 3 Audio Adapter odbiornik Transmitter Sklep internetowy stylem pl mohard bluetooth audio adapter transmitter 580102 upload files product |||

Mohard Bluetooth 5.3 Audio Adapter, odbiornik Bluetooth Transmitter Indeks: 580102 Producent: Mohard Kod producenta: **J51** Cena: 241.07 zł Opis Mohard Bluetooth 5.3 Audio Adapter, odbiornik Bluetooth Transmitter Producent: Mohard Adapter Bluetooth 5.3 Audio Mohard to innowacyjne urządzenie 2-w-1, ktre ...

lang:en score:33 filesize: 115.48 K page_count: 2 document date: 2025-01-29