

## Beautyrest Series Three 15.25" Medium Full Mattress (700812412-1030)

# Beautyrest Black Series Three 15.25" Medium Full Mattress User Manual

Model: Series Three 15.25" Medium Full Mattress (700812412-1030)

## 1. PRODUCT OVERVIEW

The Beautyrest Black Series Three 15.25" Medium Full Mattress is engineered for advanced comfort and support. It incorporates specialized technologies designed to enhance sleep quality through temperature regulation, pressure relief, and individualized support.



Image 1.1: The Beautyrest Black Series Three Medium Full Mattress, showcasing its design within a modern bedroom environment.

## Key Features:

- **Triple-Stranded Pocketed Coil Technology:** Provides individualized support and minimizes motion transfer for undisturbed sleep.
- **Enhanced Temperature Management:** Cooling yarn woven into the mattress surface and specialized vertical fibers help dissipate heat.
- **Advanced Pressure Relief:** Features SurfaceTouch Gel Memory Foam for immediate pressure relief and Self-Response Latex for conforming support.
- **Cooling Memory Foam:** Micro Diamond Memory Foam, infused with diamond particles, assists in drawing heat away from the body.
- **CertiPUR-US Certified Foams:** All foams used are certified for content, emissions, and durability.

**INSIDE THE SERIES THREE: MEDIUM**

**ENHANCED TEMPERATURE MANAGEMENT**

Sleep Climate™ Technology and Micro Diamond™ Memory Foam enhance heat transfer for a cool sleep

**ADVANCED PRESSURE RELIEF**

SurfaceTouch™ Gel Memory Foam and Self Response™ Latex conform to relieve your unique pressure points

**INDIVIDUALIZED SUPPORT & MOTION SEPARATION**

Triple-Stranded Pocketed Coil® Technology offers our most advanced support system

Beautyrest  
BLACK

Sleep Climate™ Technology and  
Micro Diamond™ Memory Foam  
enhance heat transfer for a cool sleep

SurfaceTouch™ Gel Memory Foam  
and Self Response™ Latex conform  
to relieve your unique pressure points

Triple-Stranded Pocketed Coil® Technology offers our most advanced support system

Image 1.2: An exploded view diagram illustrating the various internal layers of the Series Three Medium mattress, highlighting enhanced temperature management, advanced pressure relief, and individualized support components.



## MEDIUM

For the person who likes medium support  
with just the right amount of pressure relief.

Great for all sleepers.

Image 1.3: A hand gently pressing into the mattress surface, demonstrating the medium feel and pressure-relieving qualities of the Beautyrest Black Series Three.

## 2. SETUP INSTRUCTIONS

---

Proper setup is crucial for the performance and longevity of your Beautyrest Black mattress. Please follow these guidelines carefully.

### Unpacking and Placement:


1. Carefully remove all packaging materials from the mattress. Avoid using sharp objects that could damage the fabric.
2. Place the mattress on a suitable foundation or base. Ensure the base is clean, dry, and free of debris.
3. Allow the mattress to fully decompress and air out in a well-ventilated room for at least 24-48 hours before use.

### Compatible Bases:

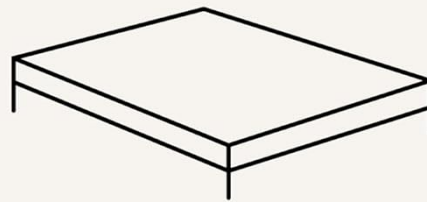


Your Beautyrest Black mattress is designed to be compatible with a variety of bed bases. Using an inappropriate base may void your warranty.

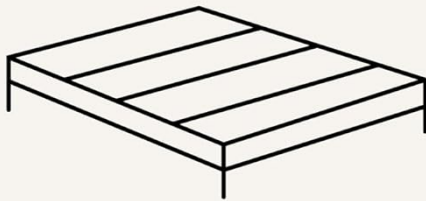
## Compatible with All Bases



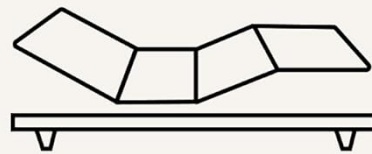
Box Spring or  
Foundation



Platform



Wooden  
Slats\*



Adjustable  
Base

\*Please refer to the Beautyrest mattress warranty for all guidelines.

Image 2.1: A visual guide illustrating the types of bases compatible with the Beautyrest Black mattress, including box springs, platforms, wooden slats, and adjustable bases. Consult the Beautyrest mattress warranty for specific guidelines regarding wooden slats.

- **Box Spring or Foundation:** A traditional box spring or solid foundation provides even support.
- **Platform Bed:** A solid platform base offers consistent support across the entire mattress surface.
- **Wooden Slats:** Ensure slats are no more than 2-3 inches apart and are sturdy enough to support the mattress and occupants. Refer to the Beautyrest warranty for specific slat requirements.
- **Adjustable Base:** The mattress is compatible with most adjustable bed frames.

### 3. CARE AND MAINTENANCE

Proper care and maintenance will help preserve the comfort and lifespan of your Beautyrest Black mattress.

General Care:

- **Mattress Protector:** It is highly recommended to use a high-quality mattress protector to shield your mattress from spills, stains, and allergens. This is essential for maintaining the mattress's cleanliness and warranty.
- **Rotation:** Periodically rotate your mattress (head to foot) to promote even wear and extend its life. Consult your warranty for specific rotation recommendations.
- **Cleaning Spills:** Do not apply liquids or cleaning chemicals directly to the mattress. Moisture or harsh chemicals can cause premature breakdown of the foam and damage the product.

Spot Cleaning Instructions:

For minor spills or soiled areas, follow these steps:

1. Immediately blot the affected area with a clean, dry cloth to absorb as much liquid as possible.
2. Apply a small amount of baking soda directly to the soiled area.
3. Allow the baking soda to stand for approximately 15 minutes to absorb moisture and odors.
4. Vacuum the baking soda thoroughly from the mattress surface.
5. Repeat the process as needed until the area is clean and dry.
6. Ensure the mattress is completely dry before covering it with bedding. Air out the product as much as possible.

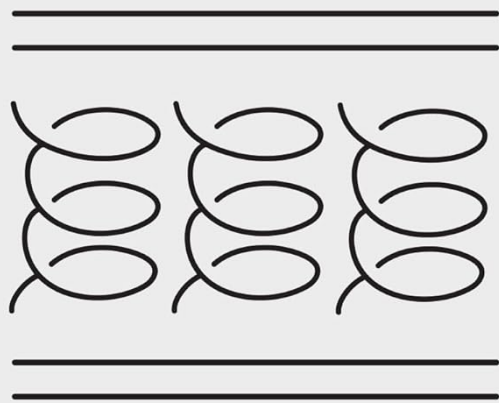
4. SPECIFICATIONS

Detailed specifications for the Beautyrest Black Series Three 15.25" Medium Full Mattress.

Feature	Detail
Brand	Beautyrest
Model Number	700812412-1030
Size	Full
Product Dimensions	74.5"L x 53"W x 15.25"Th (189.23 cm L x 134.62 cm W x 38.74 cm Th)
Item Weight	124 pounds (56.25 kg)
Top Style	Tight Top
Cover Material	Polyester/Polyamide Blend
Number of Layers	9
Fill Material	Latex, Memory Foam, Pocketed Coils
Coil Type	Pocketed Coil
Special Features	Breathable, Edge Support, Low Motion Transfer, Pressure Relief, Temperature Regulating
Color	Black
Certifications	CertiPUR-US Certified Foams
Assembly	Proudly assembled in the USA

# INNERSPRING

Premium foam on top of flexible coils. Perfect for those who prefer a mattress that keeps you feeling lifted.



✓ Helps promote proper spinal alignment

✓ More breathable

*Beautyrest*

Image 4.1: A diagram depicting the innerspring coil structure, highlighting how premium foam layers combine with flexible coils to promote proper spinal alignment and enhanced breathability.

## 5. WARRANTY AND SUPPORT

### Limited Warranty:

Your Beautyrest Black Series Three mattress is backed by a **10-Year Limited Warranty**. This warranty covers manufacturing defects and ensures the quality of materials and workmanship. Please retain your proof of purchase for warranty claims.

For full details regarding coverage, exclusions, and how to file a claim, please refer to the official Beautyrest warranty documentation provided with your purchase or visit the [Beautyrest Store on Amazon](#).



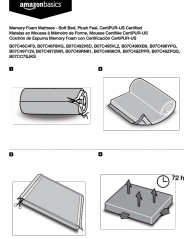


### CertiPUR-US Certification:

All foams used in this mattress are CertiPUR-US certified. This means they are made without ozone depleters, PBDEs, TDCPP, TCEP flame retardants, mercury, lead, other heavy metals, formaldehyde, and phthalates regulated by the CPSC. They also have low VOC (Volatile Organic Compound) emissions for indoor air quality.

## Customer Support:

For any questions, concerns, or assistance with your Beautyrest Black mattress, please contact Beautyrest customer support through their official website or the retailer where the purchase was made.

### Related Documents - Series Three 15.25" Medium Full Mattress (700812412-1030)

	<a href="#">Nectar Luxe Hybrid Mattress Product Guide and Specifications</a> Comprehensive product guide for the Nectar Luxe Hybrid Mattress, detailing its NectarTech Sleep System, layers, specifications, NectarCool technology, OEKO-TEX® and CertiPUR-US® certifications, warranty, and return policies.
	<a href="#">Nectar Mattress: Features, 365-Night Trial, and Care Guide</a> Explore the Nectar mattress, detailing its unique features, the extended 365-night sleep trial, warranty, cleaning instructions, and firmness level for optimal comfort and support.
	<a href="#">Amazon Basics Memory Foam Mattress: Setup Guide and Care Instructions</a> Learn how to easily set up your Amazon Basics Memory Foam Mattress. This guide provides step-by-step instructions for unboxing, expansion, and tips for optimal use and care, ensuring a comfortable and long-lasting sleep experience.
	<a href="#">Classic Brands Adjustable Comfort Bed Base 2.0 User Manual and Mattress Care Guide</a> Comprehensive user manual for the Classic Brands Adjustable Comfort Upholstered Adjustable Bed Base 2.0 with upgraded motors, massage, wireless remote, and USB port. Includes assembly instructions, remote operation, troubleshooting, and warranty information. Also covers care and unwrapping for Classic Brands Cool Gel Ventilated Memory Foam Mattresses.
	<a href="#">Nectar Classic Memory Foam Mattress Product Guide and Specifications</a> Detailed product guide for the Nectar Classic Memory Foam Mattress, covering features, specifications, layer breakdown, certifications, warranty, returns, and shipping information.



THE BEST MATTRESS ARE ON THE WAY!

HOW TO SETTLE IN EASILY & HASSLE-FREE?

**Step 1: It's easier to move if you take it out of the box**

It's much easier to move a mattress through your front door than it is to move a box. So, take the mattress out of the box and lay it flat on the floor. This will make it easier to move and set up.

**Step 2: Opening your mattress**

Find the top of the mattress. It will be the side with the Nectar logo. Lay the mattress flat on the floor. Then, pull the top of the mattress up and over the bottom. This will open the mattress and allow it to expand.

**Step 3: Watch it Expand**

Once you've put it on your bed base, it will start to expand. It will take about 24 hours to fully expand. So, give it some time to get used to your new mattress.

**Step 4: Be sure your bed base is ready!**

It's important to make sure your bed base is ready for your new mattress. Check to make sure it's sturdy and can support the weight of the mattress. If it's not, you may need to replace it.

**Step 5: Ventilate your room**

It's important to ventilate your room when you first get your new mattress. This will help to remove any odors and keep the air fresh. Open your windows and use fans to help with ventilation.

**Step 6: Don't wash the cover!**

We recommend washing your mattress cover in warm water with a mild detergent. This will help to remove any dirt and keep the cover clean. However, do not wash the mattress cover itself, as this can damage the material.

Follow Nectar on social media for more tips and tricks!

### [Nectar Mattress Setup Guide: Hassle-Free Unboxing and Installation](#)

Follow Nectar's easy step-by-step guide to unbox, set up, and care for your new mattress. Learn about expansion, bed base requirements, ventilation, and maintenance for optimal comfort.