

[Manuals.plus](#) /

> [Mutool](#) /

> Mutool 7 Tier Adjustable Corner Shower Shelf User Manual

Mutool gfh-1

Mutool 7 Tier Adjustable Corner Shower Shelf User Manual

Model: gfh-1

INTRODUCTION

This manual provides comprehensive instructions for the assembly, operation, maintenance, and troubleshooting of your Mutool 7 Tier Adjustable Corner Shower Shelf. Please read this manual carefully before installation and use to ensure proper function and longevity of the product.

PRODUCT OVERVIEW

The Mutool 7 Tier Adjustable Corner Shower Shelf is designed to provide efficient storage in your bathroom or shower area. Its telescopic design allows for adjustable height, and the no-drilling installation ensures ease of setup. The product features multiple shelves, a soap holder, and a towel rack for organized storage of various bathroom accessories.





Figure 1: Fully assembled Mutool 7 Tier Adjustable Corner Shower Shelf, showcasing its storage capabilities with various bathroom items.

PACKAGE CONTENTS

Verify that all components are present before beginning assembly.

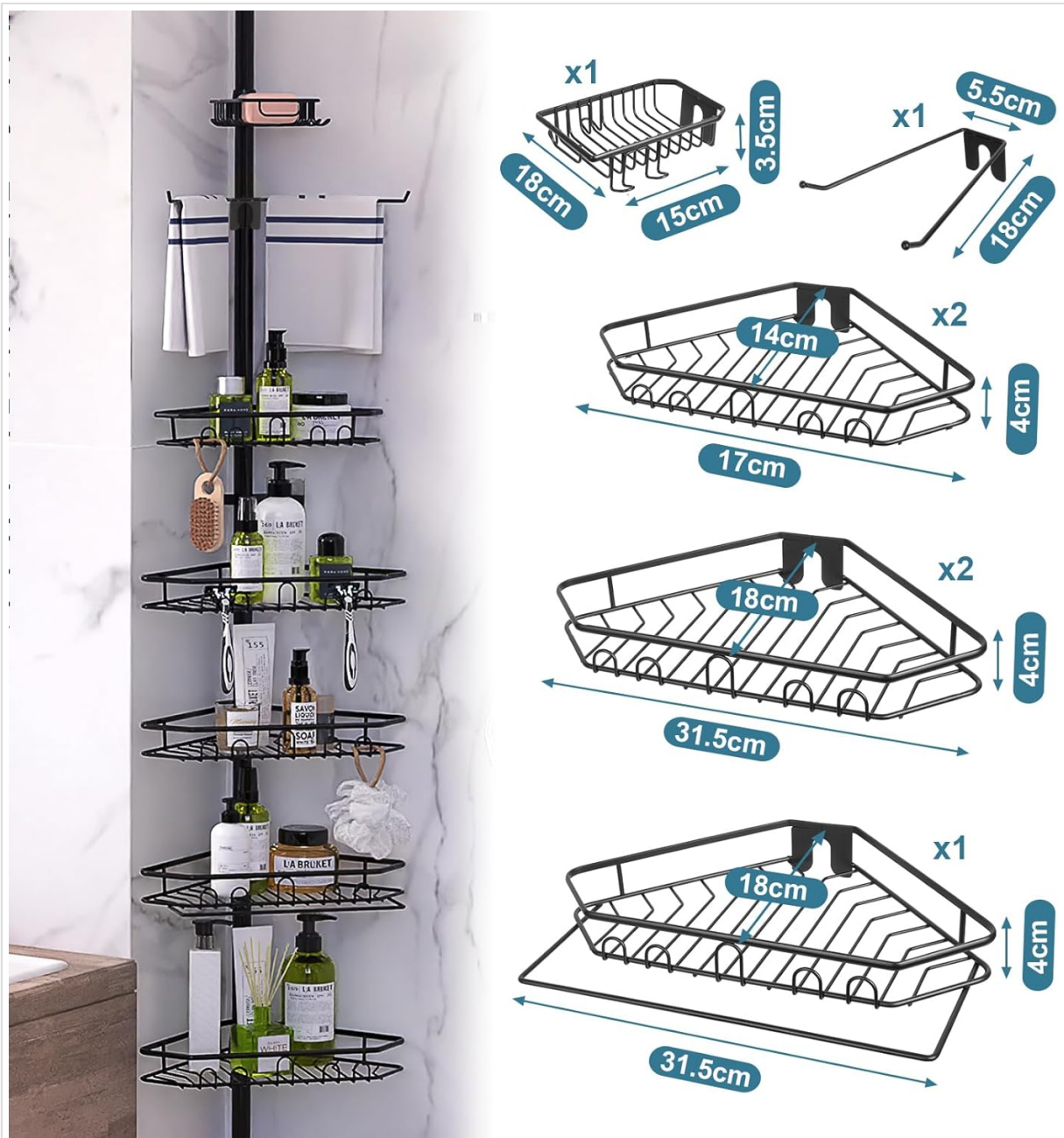


Figure 2: Detailed view of all included components and their approximate dimensions, including shelves, soap holder, and towel rack.

- Telescopic Pole Sections
- Adjustable Corner Shelves (Quantity: 7, implied by product title)
- Soap Holder
- Towel Rack
- Non-slip Rubber Plugs (for top and bottom of pole)
- Assembly Hardware (e.g., clip buckles for shelves)

SETUP AND INSTALLATION

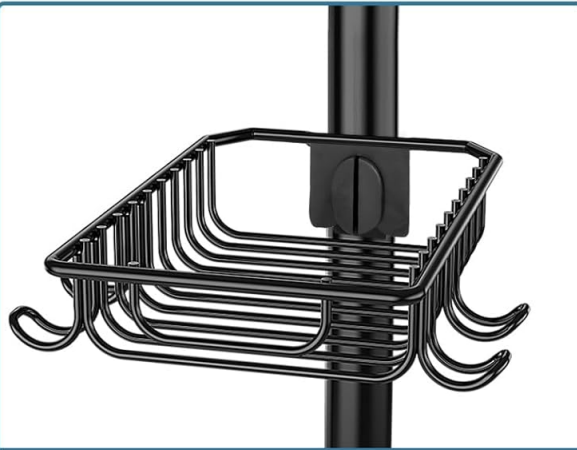
The Mutool shower shelf features a twist-in installation and requires no drilling.

1. **Prepare the Area:** Ensure the corner where the shelf will be installed is clean and dry. The surface should be flat and stable. Note: Not suitable for sagging or sloping ceilings.
2. **Assemble the Pole:** Connect the telescopic pole sections. The top bar contains a tension spring for height adjustment.

3. **Adjust Height:** Extend the pole to fit snugly between the floor and ceiling of your shower or bathroom corner. The pole can be freely retracted and expanded according to the desired height space.
4. **Secure the Pole:** Place the non-slip rubber plugs on the top and bottom ends of the pole. Twist the pole to engage the tension mechanism, securing it firmly in place. Ensure it is stable and upright.
5. **Attach Shelves and Accessories:** The shower baskets, towel rack, and soap holder feature a snap-in design for easy installation. Attach them to the pole at your desired heights. The shelves are adjustable and can be moved up and down to meet different height needs using the upgrade clip buckle.




Figure 3: Illustration of the shower caddy installed, emphasizing its drill-free, tool-free installation and adaptability to different corner types (bathtub, shower, vanity).




SOAP HOLDER

Independent storage is more convenient



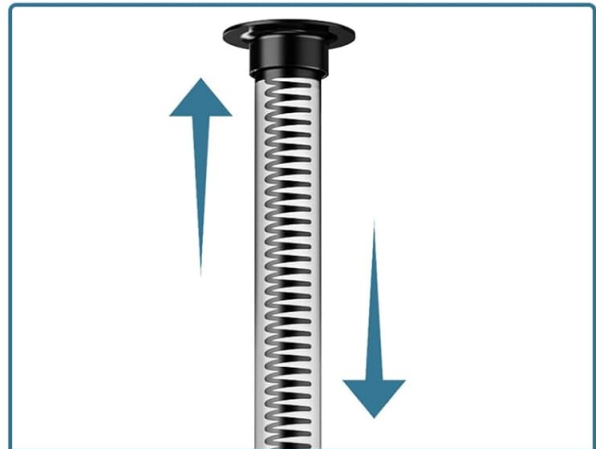
TOWEL RACK

extra storage for towels without taking up space



DIAMETER: 4cm

with a rubber pad on the bottom no damage to the ceiling



Secure Tension Pole

adjustable height to meet different places

Figure 4: Detail of the adjustable shelves and the upgraded clip buckle, allowing for flexible height adjustment and stability.

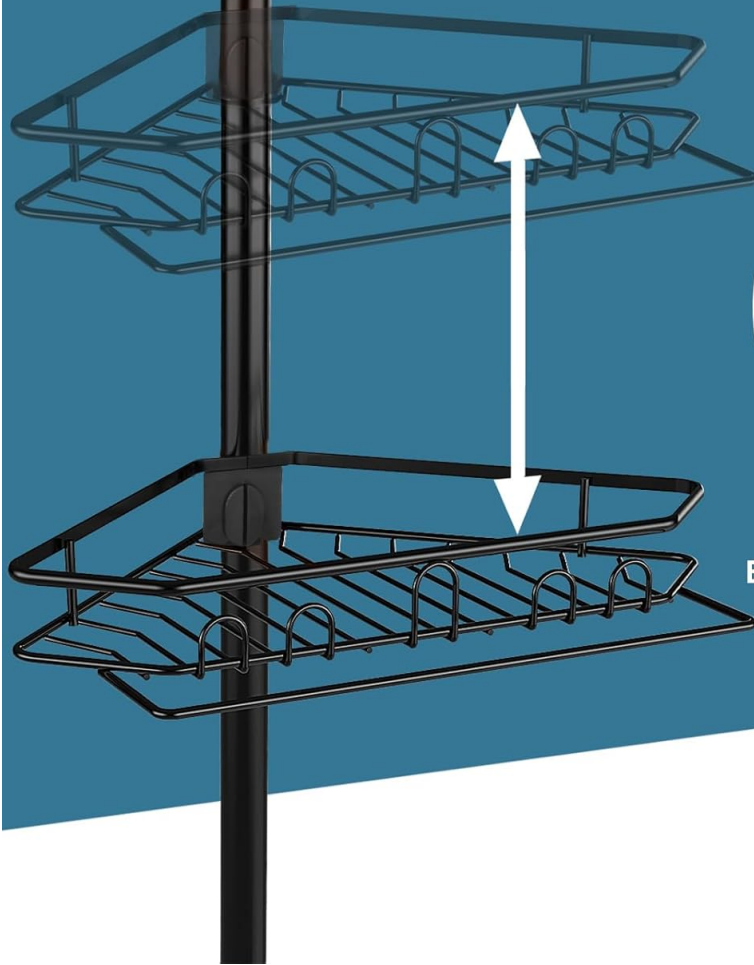
OPERATING INSTRUCTIONS

Once installed, the Mutool shower shelf is ready for use.

- **Storage:** Place your shampoo, conditioner, soap, and other bathroom accessories on the shelves. The shelves are designed to hold 5-8 bottles.
- **Soap Holder:** Utilize the independent soap holder for convenient storage of bar soap.
- **Towel Rack:** Hang towels or washcloths on the built-in towel rack for easy access.
- **Storage Hooks:** Use the integrated hooks for razors, loofahs, or brushes.
- **Adjusting Shelf Height:** To reposition a shelf, unclip the buckle, slide the shelf to the desired height, and re-secure the buckle.

Adjustable Shelves

Move up and down to meet different height needs



Upgrade Clip Buckle
Easy to Install, Flexible Height
Adjustment & Stability

Figure 5: Key features of the shower caddy, including strong adhesive tapes for stability, storage hooks for small items, ample storage capacity for bottles, and a built-in towel bar.

RUST-PROOF

Thickened Black Coating, Last for Years



Figure 6: Detailed views of the independent soap holder, the towel rack, the 4cm diameter of the pole with a rubber pad, and the secure tension pole mechanism for adjustable height.

MAINTENANCE AND CARE

To ensure the longevity and appearance of your shower shelf, follow these maintenance guidelines:

- **Cleaning:** Regularly wipe down the shelves and pole with a soft cloth and mild soap or non-abrasive cleaner. Rinse thoroughly with water.
- **Drying:** The hollow line design of the shelves allows for faster drying. Ensure the unit is well-ventilated to prevent water buildup.
- **Rust Prevention:** The product is made of high-quality metal with a black metal coating designed to prevent rust. Avoid using harsh chemicals or abrasive cleaning tools that could damage the coating.
- **Stability Check:** Periodically check the tension of the pole to ensure it remains securely in place. Re-adjust if necessary.

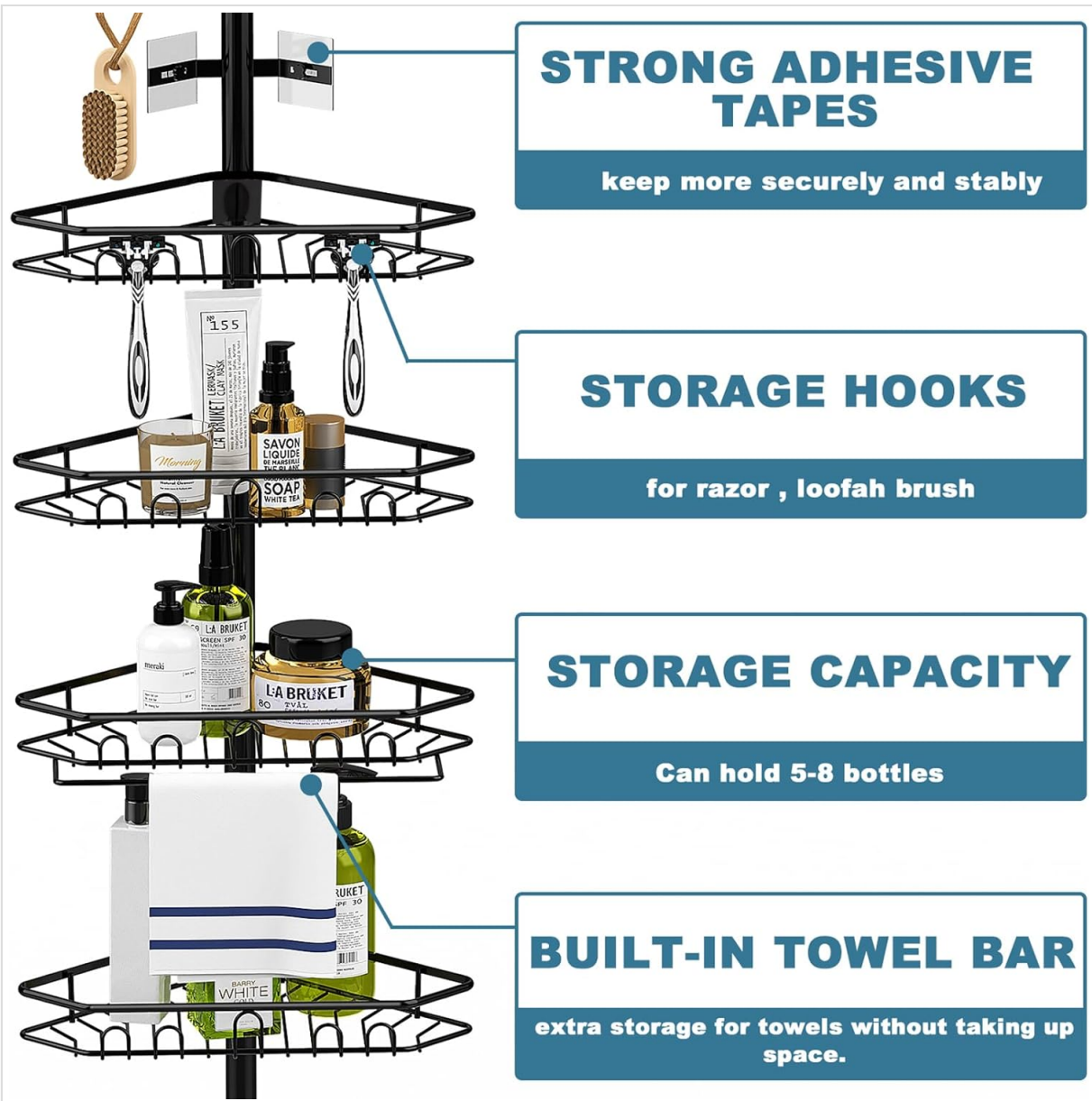


Figure 7: The shower caddy integrated into a bathroom environment, showcasing its functional design and how it complements the space.

TROUBLESHOOTING

Problem	Possible Cause	Solution
Shelf is wobbly or unstable.	Pole not sufficiently tensioned; shelves not properly clipped.	Ensure the pole is twisted tightly to create enough tension between the floor and ceiling. Verify that all shelf clip buckles are securely fastened.
Shelf slides down the pole.	Shelf clip buckle is loose or not engaged correctly.	Re-engage the clip buckle firmly. Ensure it clicks into place. Avoid overloading shelves beyond recommended capacity.
Difficulty adjusting pole height.	Tension mechanism is too tight or stuck.	Gently twist the pole to loosen the tension. If stuck, apply a small amount of silicone lubricant to the telescopic joints.

Problem	Possible Cause	Solution
Rust spots appearing.	Damage to protective coating; prolonged exposure to standing water.	Clean regularly and ensure proper drying. Avoid using abrasive cleaners. If coating is damaged, consider applying a rust-inhibiting paint.

SPECIFICATIONS

- **Model Name:** fggs
- **Item Model Number:** gfh-1
- **Brand:** Mutool
- **Product Dimensions:** 7.09"D x 12.6"W x 70.87"H (Adjustable height)
- **Item Weight:** 6.45 pounds
- **Color:** Black
- **Material:** High quality metal with black metal coating
- **Special Feature:** Adjustable, No Drilling Required
- **Assembly Required:** Yes
- **Number of Items:** 1
- **Included Components:** Shower shelf (full unit including pole, shelves, soap holder, towel rack)
- **Manufacturer:** SEA PEACH LIMITED
- **UPC:** 696168796253
- **Date First Available:** May 16, 2024

WARRANTY AND SUPPORT

For any issues encountered during installation or use, please contact Mutool customer support. While specific warranty details are not provided in this manual, Mutool is committed to resolving any problems you may experience with your product.

Please refer to your purchase documentation or the retailer's website for specific warranty terms and conditions.