

PHOINIKAS G2000

PHOINIKAS G2000 Gaming Headset User Manual

Model: G2000 | Brand: PHOINIKAS

[Introduction](#) [Package Contents](#) [Product Overview](#) [Setup](#) [Operating](#)
[Instructions](#) [Maintenance](#) [Troubleshooting](#) [Specifications](#) [Warranty & Support](#)

1. INTRODUCTION

This manual provides detailed instructions for the PHOINIKAS G2000 Gaming Headset. Please read this guide thoroughly to ensure proper setup, operation, and maintenance of your headset. This headset is designed for an immersive gaming experience across multiple platforms.

2. PACKAGE CONTENTS

Verify that all items are present in the package:

- PHOINIKAS G2000 Gaming Headset
- User Manual
- 3.5mm Y Splitter (for PC audio/mic separation)

3. PRODUCT OVERVIEW

The PHOINIKAS G2000 Gaming Headset is engineered for high-quality audio and clear communication during gaming sessions. Key features include:

- **50mm Audio Drivers:** Delivers immersive surround sound and deep bass for an enhanced gaming experience.
- **Noise-Cancelling Microphone:** Captures your voice clearly while reducing external noise by up to 95%. The microphone is flexible and adjustable.
- **Comfortable Design:** Features soft, breathable ear pads and an adjustable headband for extended wear comfort.
- **Multi-Platform Compatibility:** Connects to PC, PS4, PS5, Xbox Series X/S, Nintendo Switch, laptops, and other devices with a 3.5mm jack.
- **RGB Lighting:** USB-powered RGB lighting for aesthetic appeal.




Image: PHOINIKAS G2000 Gaming Headset with its flexible microphone and illuminated earcups.

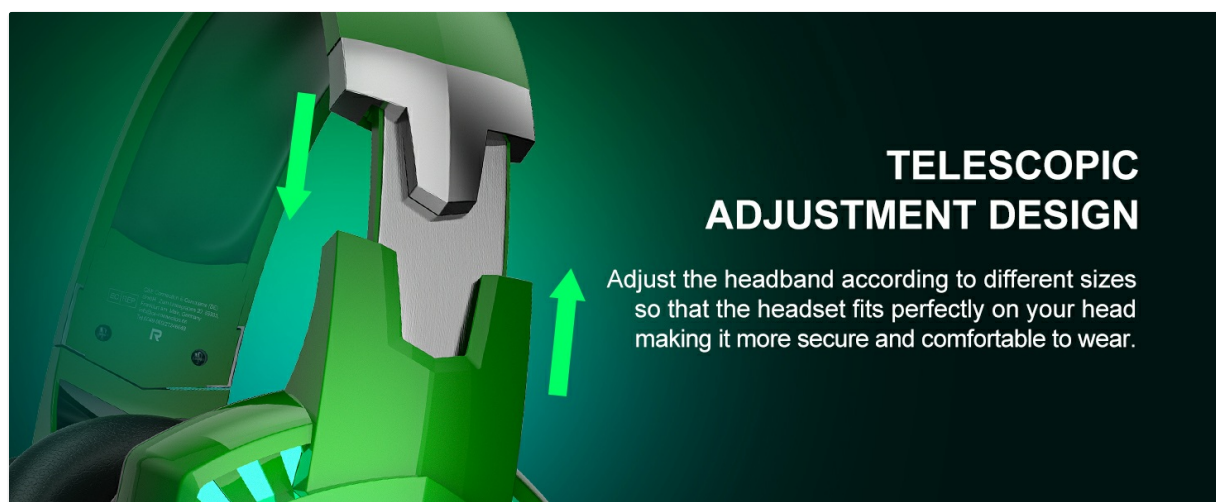


Image: Exploded view illustrating the 50mm audio drivers for enhanced sound performance.



Image: Diagram showing the noise-cancelling microphone technology.




Image: Illustration of the headset's telescopic adjustment design for a secure and comfortable fit.

4. SETUP GUIDE

Follow these steps to connect your PHOINIKAS G2000 Gaming Headset to your device:

4.1 PC/Laptop Connection

1. Connect the 3.5mm audio jack from the headset to the 3.5mm Y splitter.
2. Plug the two 3.5mm jacks from the Y splitter into the corresponding audio (headphone) and microphone ports on your PC or laptop.
3. For RGB lighting, plug the USB connector into an available USB port on your PC or laptop. Note that the USB connection is solely for powering the RGB lights.

4.2 Console (PS4/PS5/Switch) & Mobile Device Connection

1. Plug the single 3.5mm audio jack directly into the controller (PS4/PS5) or the 3.5mm port on your Nintendo Switch, phone, or tablet.
2. For RGB lighting, if available on your console or device, plug the USB connector into an available USB port.

4.3 Xbox One Connection

1. For Xbox One controllers with a 3.5mm jack, plug the headset's 3.5mm audio jack directly into the controller.

- For older Xbox One controllers without a 3.5mm jack, an additional Microsoft adapter (not included) is required.
- The USB connection for RGB lighting can be plugged into an available USB port on the console if desired.

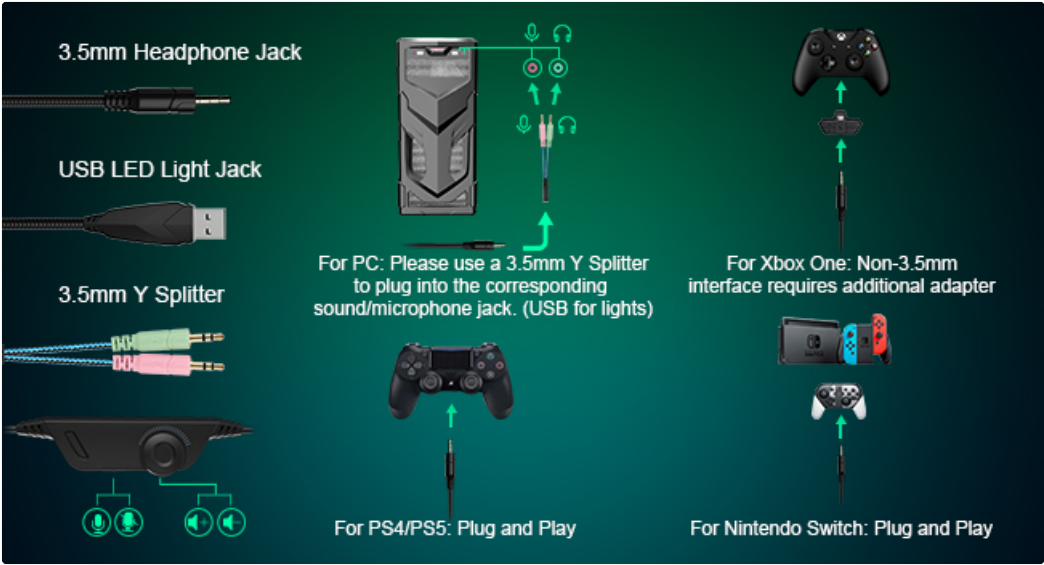


Image: Connection diagram showing how to connect the headset to PC, PS4/PS5, Nintendo Switch, and Xbox One.

Device	Wired Mode			
	Audio	Mic	Mute	Light
PC	✓	✓ (Need 1-in-2 Y Splitter)	✓	✓
Mac	✓	✓	✓	✓
Laptop	✓	✓	✓	✓
PS4/PS5	✓	✓	✓	✗
Switch	✓	✓	✓	✗
Xbox	Need Microsoft Adapter	✓	✓	✗
Tablet (3.5mm)	✓	✓	✓	✗
Cell Phone (3.5mm)	✓	✓	✓	✗

Image: Compatibility table detailing audio, mic, mute, and light functionality across different devices in wired mode.

5. OPERATING INSTRUCTIONS

The PHOINIKAS G2000 Gaming Headset features convenient in-line controls for easy adjustments during use.

- Volume Control:** Use the scroll wheel on the in-line control unit to adjust the audio volume up or down.
- Microphone Mute:** Slide the switch on the in-line control unit to mute or unmute the microphone.
- RGB Lighting:** The RGB lighting is powered via the USB connection. Ensure the USB is plugged in for the lights to function. There is no separate switch for the RGB lighting; it activates when USB power is supplied.

NOISE CANCELLING MIC

Omnidirectional sound pickup with 360° flexible adjustable external noise-canceling microphone for HD communication (microphone can be turned on/off)

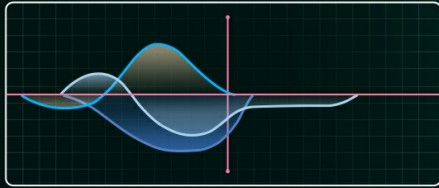


Image: Close-up of the in-line control unit showing the volume wheel and microphone mute switch.

6. MAINTENANCE

To ensure the longevity and optimal performance of your headset, follow these maintenance guidelines:

- **Cleaning:** Use a soft, dry cloth to clean the headset. Avoid using harsh chemicals or abrasive materials.
- **Ear Pads:** The ear pads are made from comfortable, breathable material. Gently wipe them clean as needed.
- **Storage:** Store the headset in a cool, dry place away from direct sunlight and extreme temperatures.
- **Cable Care:** Avoid sharp bends or excessive pulling on the cable to prevent damage.

SOFT & COMFORT EAR PAD

Comfortable and breathable material, more suitable for long time wearing



SOFT & COMFORT EAR PAD

Comfortable and breathable material, more suitable for long time wearing



Image: Close-up of the soft and comfortable ear pads, highlighting their breathable material.

7. TROUBLESHOOTING

If you encounter issues with your PHOINIKAS G2000 Gaming Headset, refer to the following common solutions:

- **No Audio/Microphone on PC:** Ensure the 3.5mm Y splitter is correctly connected to both the audio and microphone ports on your PC. Check your computer's sound settings to ensure the headset is selected as the default input/output device.
- **RGB Lights Not Working:** Verify that the USB connector is securely plugged into a powered USB port. The USB connection is exclusively for RGB lighting.
- **Microphone Not Working on Xbox One:** For older Xbox One controllers, confirm that the required Microsoft adapter is properly connected.
- **Sound Quality Issues:** Check all connections to ensure they are secure. Adjust the in-line volume control. Test the headset on another device to rule out device-specific issues.

8. SPECIFICATIONS

Feature	Detail
Model Name	G2000
Brand	PHOINIKAS
Connectivity Technology	Wired (3.5mm Jack, USB for RGB)
Audio Driver Size	50 Millimeters
Noise Control	Sound Isolation, Noise Cancellation (Microphone)
Compatible Devices	Desktops, Gaming Consoles (PS4, PS5, Switch, Xbox Series X/S), Laptops, Tablets
Control Type	Volume Control, Microphone Mute
Cable Feature	Retractable
Material	Plastic
Item Weight	1.06 pounds
Color	Multicolored Green

9. WARRANTY & SUPPORT

PHOINIKAS ensures product quality and customer satisfaction. All products undergo 100% quality inspection before shipment, and after-sales service is provided.

For any questions, technical support, or warranty claims, please contact PHOINIKAS customer service through your retailer or the official brand website.