

Manuals.plus /

› Yitouniu /

› Yitouniu Tuya Smart WiFi IR Remote Control for TV, Air Conditioner, All in One Infrared Universal Remote Controller, Works with Alexa Or Smart Speaker User Manual

Yitouniu AYTU030

Yitouniu Tuya Smart WiFi IR Remote Control User Manual

Model: AYTU030 | Brand: Yitouniu

PRODUCT OVERVIEW

The Yitouniu Tuya Smart WiFi IR Remote Control is a universal infrared controller designed to centralize the operation of various home appliances. It allows users to control devices such as set-top boxes, TV boxes, air conditioners, fans, and DVDs directly from a smartphone via the Tuya App. This device supports a wide range of major brands and includes a learning function to replicate commands from original remote controls. Its updated IR codebase supports over 4,000 different brands, ensuring broad compatibility.



Image: The Yitouniu Tuya Smart WiFi IR Remote Control, a compact blue circular device, shown alongside its accompanying USB

KEY FEATURES

- **Universal Infrared Compatibility:** Equipped with advanced infrared technology to seamlessly connect and control various devices like TVs, DVD players, air conditioners, and media players.
- **Smart and Easy Operation:** Connects to your home's 2.4GHz WiFi network for convenient control. Integrates with smart speakers like Alexa and Google Home for voice control.
- **All-in-One Function:** Consolidates multiple remote controls into one device, simplifying your entertainment system.
- **Accurate Infrared Technology:** Ensures reliable signal transmission with a precise infrared learning function (supports 38K rate signal only) for controlling devices from any angle or distance.
- **Seamless Integration:** Easily adjust settings like TV volume or air conditioner temperature through the smartphone app, enhancing your smart home experience.

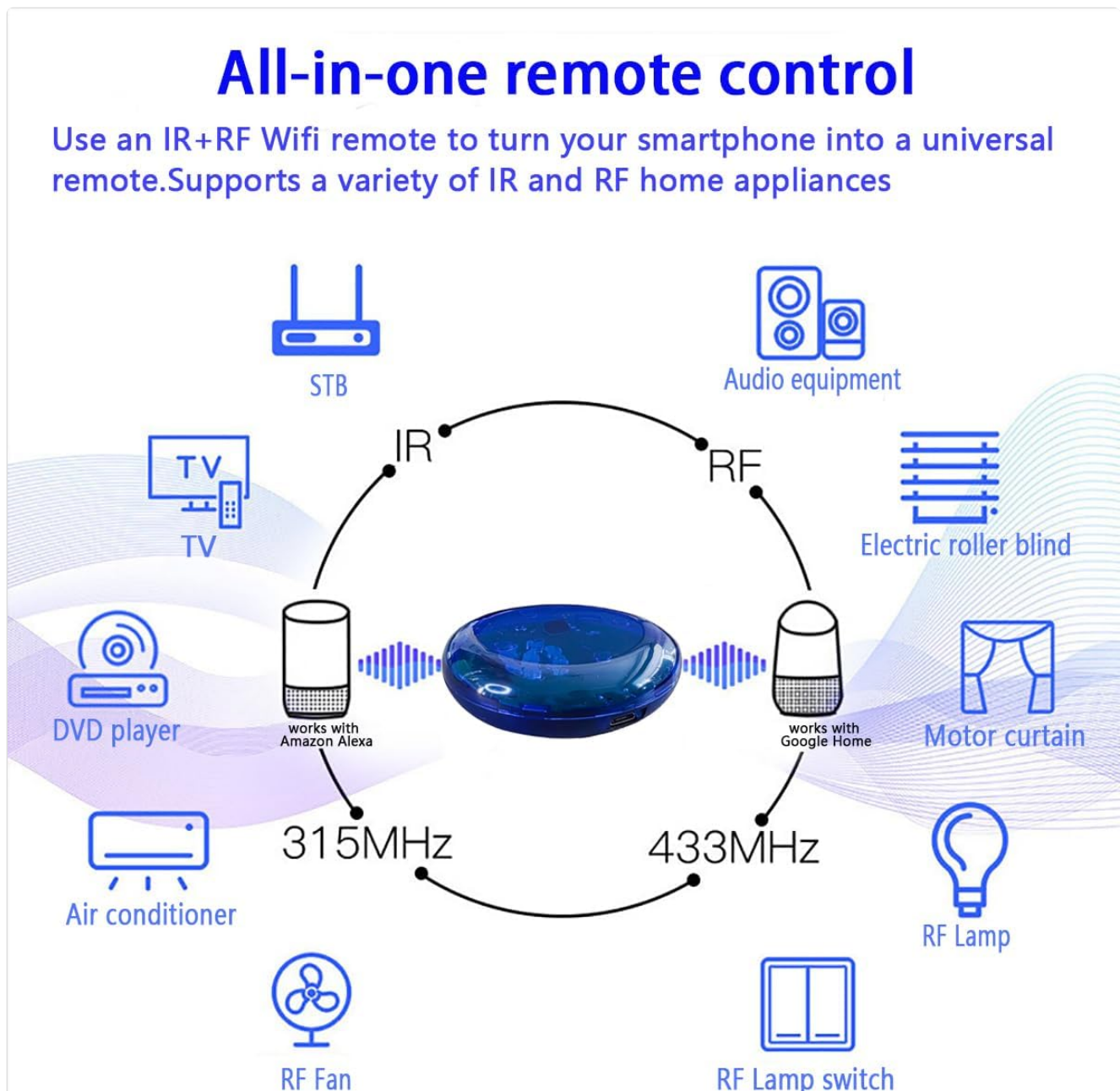


Image: A diagram illustrating the "All-in-one remote control" capability, showing the central device connecting to various IR and RF

home appliances such as STB, audio equipment, electric roller blinds, motor curtains, RF lamps, RF lamp switches, RF fans, air conditioners, DVD players, and TVs, with integration for Amazon Alexa and Google Home.

PACKAGE CONTENTS

Upon unboxing, please verify that all items listed below are present:

- 1 x Infrared Universal Remote Control
 - 1 x USB Cable (without adapter)
 - 1 x Instruction Manual
-

SETUP GUIDE

1. Powering On the Device

1. Connect the provided USB cable to the remote control's power input port.
2. Plug the other end of the USB cable into a standard USB power adapter (not included) or a USB port on a computer.
3. Ensure the device powers on, indicated by a status light (if present).

2. App Installation and Connection

1. Download the "Tuya Smart" or "Smart Life" app from your smartphone's app store (Google Play Store for Android, Apple App Store for iOS).
2. Register or log in to your account within the app.
3. In the app, select "Add Device" or the "+" icon.
4. Choose "Infrared Universal Remote Control" or search for the device type.
5. Follow the on-screen instructions to connect the device to your 2.4GHz Wi-Fi network. Ensure your phone is connected to the same 2.4GHz network during setup.
6. The app will guide you through the pairing process, which typically involves resetting the device or confirming a blinking indicator light.

A mobile phone control air conditioning

Remote switch/Timing switch

Traditional air conditioning becomes
remote control by mobile phone



Image: The Yitouniu Smart Remote, a blue circular device, positioned below text indicating "A mobile phone control air conditioning" and "Remote switch/Timing switch," with the Tuya logo and "works with Tuya" displayed.

OPERATING INSTRUCTIONS

1. Adding Appliances to the App

1. Once the universal remote is connected to the app, select it from the device list.
2. Tap "Add Remote Control" or a similar option.

3. Choose the type of appliance you wish to control (e.g., TV, Air Conditioner, DVD).
4. Select the brand of your appliance from the provided list. The app will attempt to find a matching IR code.
5. Test the pre-set codes by tapping buttons in the app (e.g., Power, Volume Up). If the appliance responds, save the configuration.

2. Using the Learning Function (Custom Buttons)

If your appliance brand is not listed or the pre-set codes do not work, you can use the learning function:

1. In the app, select the option to "Customize" or "Learn" buttons for your appliance.
2. Point your original remote control directly at the Yitouniu Smart IR Remote (ensure close proximity, typically within 1-3 cm).
3. In the app, select the button you wish to program (e.g., "Power").
4. Press the corresponding button on your original remote control. The app will indicate successful learning.
5. Repeat for all desired buttons.

3. Voice Control Integration

The device supports voice control via Alexa, Google Home, and Siri (iOS 12.0 and above). To enable:

1. Link your Tuya Smart/Smart Life account to your smart speaker app (e.g., Alexa app, Google Home app).
2. Discover devices within your smart speaker app. Your connected appliances should appear.
3. You can now use voice commands such as:
 - "Alexa, turn on the TV."
 - "Hey Google, set the air conditioner to 24 degrees."
 - "Siri, turn off the fan."

App control, anytime where

As long as you can access the Internet, no matter where you are, you can take out your mobile phone to remotely view and control infrared home appliances such as air conditioners, televisions and fans in your home.

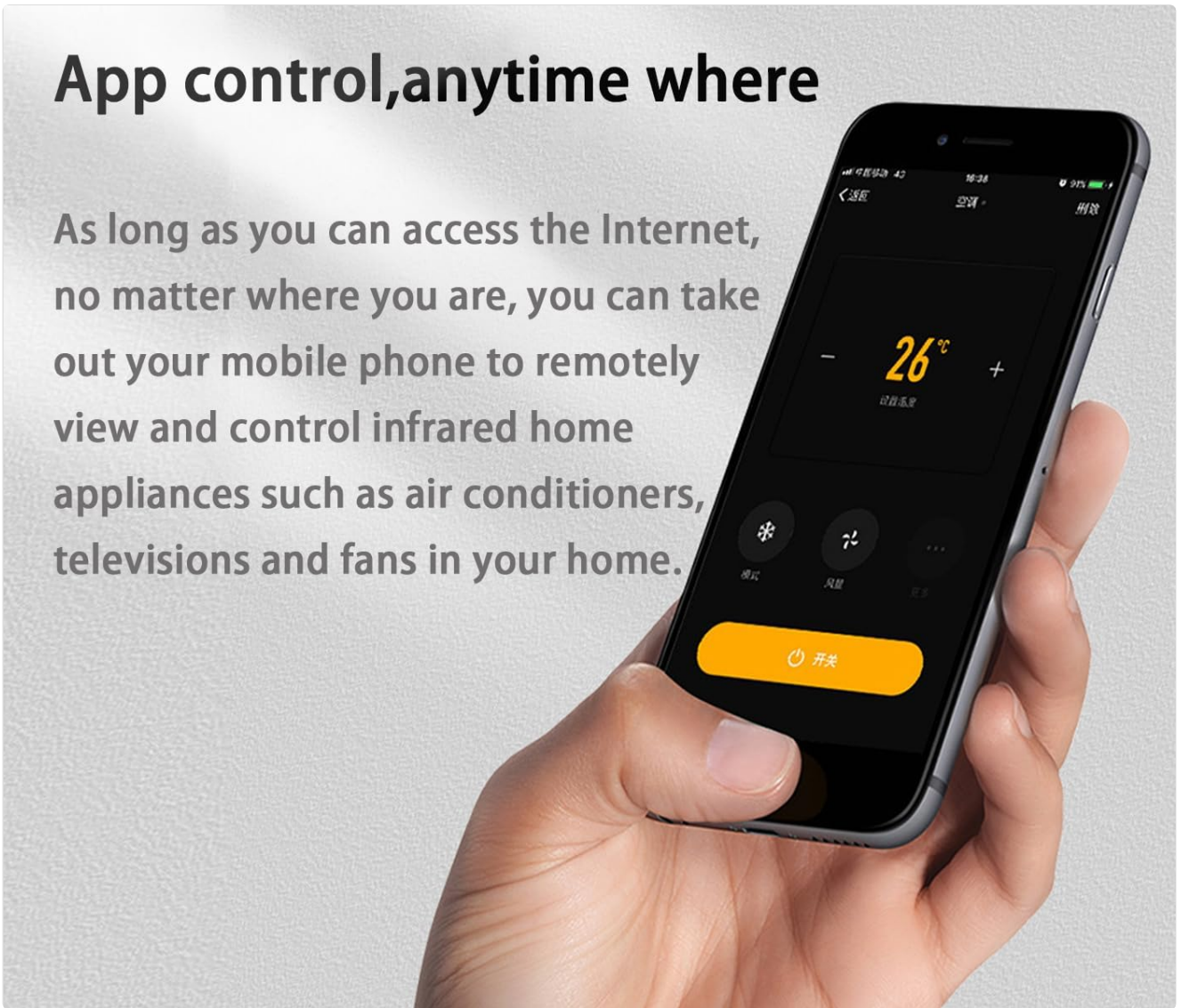


Image: A hand holding a smartphone displaying the Tuya app interface, which allows remote viewing and control of infrared home appliances like air conditioners, televisions, and fans, accessible from anywhere with internet access.

I'm the "listen" remote control

Support third-party AI voice control, want to do what to say




Image: A living room scene demonstrating voice control. The Yitouniu Smart Remote is on a coffee table next to a smart speaker, with text bubbles showing example voice commands like "Alexa, air conditioner is on at 26°C" and "Alexa, turn off the air conditioner."

SPECIFICATIONS

Parameter	Value
Model	AYTU030
Power Input	DC 7-32V
Operating Temperature	0-50°C (32-122°F)
Working Humidity	<85%RH
Infrared Frequency	38KHz
Infrared Distance	10m (subject to environmental impact)
Connection Mode	2.4GHz 802.11b/g/n Wi-Fi
Product Dimensions	6.4 x 6.4 x 2.49 cm
Product Weight	49.9 g
Compatible Devices	Smartphone, TV, Air Conditioner, DVD, etc.
Third-Party Control	Alexa, Google Assistant, Siri (iOS 12.0+)

产品参数

o o o



重量: 产品重量100g

参数: 输入电压: 5v
充电接口: micro-usb
输入电流: 1A充电头
产品配件: 充电线*1
Wi-Fi协议: 2.4G b/g/n

温馨提示: 尺寸为手工测量, 误差在范围内请谅解
以收到实物为准。

Image: A technical diagram showing the dimensions of the Yitouniu Smart Remote Control. The device measures 6.4 cm in diameter and 2.5 cm in height. It weighs approximately 100g. Key parameters include 5V input voltage, micro-USB charging interface, 1A charging current, and 2.4G b/g/n Wi-Fi protocol. A note indicates that dimensions are manually measured and subject to slight error, with the physical product being the definitive reference.

TROUBLESHOOTING

Q: The device does not power on.

A: Ensure the USB cable is securely connected to both the device and a working power source. Try a different USB

port or power adapter.

Q: The device cannot connect to Wi-Fi.

A: Verify that your Wi-Fi network is 2.4GHz. The device does not support 5GHz networks. Ensure your phone is connected to the same 2.4GHz network during setup. Check your Wi-Fi password for accuracy. Move the device closer to your Wi-Fi router.

Q: The remote control function is not working for my appliance.

A: Ensure the Yitouniu Smart IR Remote is within line of sight and within 10 meters of the appliance. Confirm that the correct brand and model are selected in the app. If pre-set codes fail, use the learning function to program individual buttons from your original remote control. Ensure the original remote is pointed directly at the Yitouniu device during learning.

Q: Voice control is not responding.

A: Confirm that your Tuya Smart/Smart Life account is correctly linked to your smart speaker app (Alexa, Google Home). Ensure the smart speaker has discovered the connected appliances. Check your internet connection. Speak clearly and ensure your commands match the recognized phrases.

Q: The learning function is not working.

A: Ensure the original remote control is pointed directly at the Yitouniu Smart IR Remote at a very close distance (1-3 cm). Make sure the original remote's batteries are not low. The device supports 38KHz IR signals only; some older or proprietary remotes might use different frequencies.

WARRANTY AND SUPPORT

This product comes with a standard manufacturer's warranty. For specific warranty terms and conditions, please refer to the documentation included with your purchase or contact the retailer.

For technical support, troubleshooting assistance, or further inquiries, please contact Yitouniu customer service through the contact information provided on their official website or within the Tuya Smart/Smart Life application.