

## eKids Pi-B18PK

# eKids Wireless Earbuds with Microphone (Pokemon)

Model: Pi-B18PK | Brand: eKids

## INTRODUCTION

The eKids Wireless Earbuds with Microphone are designed for seamless audio streaming and communication, perfect for school, home, or travel. These Bluetooth earbuds offer high-quality stereo sound for various activities, including listening to music, audiobooks, watching videos, and gaming. Featuring a fun Pokemon design, they provide lasting comfort with their ergonomic shape and included ear cushions.

Enjoy extended use with up to 22 hours of total music playtime, supported by a portable charging case that provides 2.5 extra charges. The built-in microphone allows for clear communication during video calls and online gaming, making them a versatile audio solution for children and adults alike.

## WHAT'S IN THE BOX

- eKids Pokemon Wireless Earbuds (Left and Right)
- Matching Charging Case with Pikachu design
- USB-C Charging Cable
- Additional Rubber Ear Cushions (3 sizes: Small, Medium, Large)



Image: The eKids Pokemon Wireless Earbuds nestled in their open charging case, showcasing the yellow earbuds with a black lightning bolt design.



Image: A flat lay of all included items: the charging case, two earbuds, a USB-C charging cable, and multiple pairs of yellow ear cushions, with dimensions indicated.

## SETUP

### 1. Charging the Earbuds and Case

1. Connect the provided USB-C charging cable to the charging port on the back of the earbud case.
2. Plug the other end of the USB-C cable into a compatible USB power source (e.g., computer USB port, wall adapter).
3. The indicator light on the case will show charging status. Allow approximately 1-2 hours for a full charge.
4. Ensure earbuds are placed correctly in the charging case to charge them simultaneously.



Image: A close-up view of the black charging case featuring a Pikachu graphic, highlighting its compact and portable design.

## 2. Bluetooth Pairing

1. Open the charging case and remove both earbuds. They will automatically enter pairing mode.
2. On your device (smartphone, tablet, computer), go to the Bluetooth settings.
3. Search for available devices and select "eKids Pi-B18PK" (or similar name) from the list.
4. Once connected, you will hear an audio confirmation, and the earbuds' indicator lights will change.
5. The earbuds will automatically reconnect to the last paired device when removed from the case.



Image: A visual representation of the earbuds' compatibility with multiple devices, including PCs, smartwatches, gaming devices, mobile phones, tablets, and notebooks.

## OPERATING INSTRUCTIONS

### Touch Controls

The eKids Wireless Earbuds feature intuitive touch controls for easy management of audio and calls.

- **Play/Pause:** Single tap on either earbud.
- **Next Track:** Double tap on the right earbud.
- **Previous Track:** Double tap on the left earbud.
- **Answer/End Call:** Single tap on either earbud during an incoming call or active call.
- **Reject Call:** Press and hold either earbud for 2 seconds during an incoming call.
- **Activate Voice Assistant:** Triple tap on either earbud (if supported by your device).




Image: A young person wearing one of the yellow earbuds, demonstrating its comfortable fit while interacting with a mobile device.

## Using the Microphone

The built-in microphone allows for hands-free communication. When connected to your device, you can use the earbuds for:

- Phone calls
- Video conferencing
- Online gaming communication
- Voice commands to your device's assistant

Your browser does not support the video tag.

Video: An official product video showcasing the eKids Pokemon Pikachu Wireless Earbuds, demonstrating features like wireless audio streaming, charging case, additional ear cushions, 22-hour playtime, and call answering capabilities.

## MAINTENANCE

- **Cleaning:** Gently wipe the earbuds and charging case with a soft, dry, lint-free cloth. Do not use harsh chemicals or abrasive materials.
- **Ear Cushions:** Remove the ear cushions periodically and clean them with a damp cloth. Ensure they are completely dry before reattaching.
- **Storage:** When not in use, store the earbuds in their charging case to protect them and keep them charged. Store in a cool, dry place away from direct sunlight and extreme temperatures.
- **Water Resistance:** These earbuds are not water resistant. Avoid exposure to water, sweat, or high humidity.

## TROUBLESHOOTING

Problem	Solution
Earbuds not pairing	<ul style="list-style-type: none"><li>◦ Ensure earbuds are fully charged.</li><li>◦ Turn off Bluetooth on your device and turn it back on.</li><li>◦ Forget the device in your Bluetooth settings and try pairing again.</li><li>◦ Ensure earbuds are close to your device (within 30 feet).</li></ul>
No sound from one earbud	<ul style="list-style-type: none"><li>◦ Place both earbuds back in the charging case, close the lid, wait a few seconds, then remove them.</li><li>◦ Check device audio balance settings.</li></ul>
Charging case not charging	<ul style="list-style-type: none"><li>◦ Ensure the USB-C cable is securely connected to both the case and the power source.</li><li>◦ Try a different USB power source or cable.</li></ul>
Poor audio quality	<ul style="list-style-type: none"><li>◦ Ensure earbuds are within Bluetooth range and there are no obstructions.</li><li>◦ Check for interference from other wireless devices.</li><li>◦ Clean the earbuds and ensure ear cushions are properly seated.</li></ul>

## SPECIFICATIONS

Feature	Detail
Model Name	Pi-B18PK
Connectivity Technology	Wireless (Bluetooth)
Bluetooth Version	5.0
Battery Life	Up to 22 Hours (with charging case)
Control Type	Touch Control
Material	Plastic
Item Weight	2.46 ounces
Package Dimensions	4.09 x 4.02 x 1.54 inches

Feature	Detail
Manufacturer	KIDdesigns
UPC	092298960531
Ear Placement	In Ear
Form Factor	In Ear
Impedance	32 Ohm
Noise Control	None
Age Range (Description)	Kid



### WARRANTY AND SUPPORT




For warranty information and customer support, please refer to the documentation included with your product or visit the official eKids brand website. You can also find additional support and product information on the [eKids Brand Store on Amazon](#).

For technical assistance or inquiries, please contact eKids customer service through their official channels.

© 2024 eKids. All rights reserved. Pokemon © 2024 Pokémon. © 1995-2024 Nintendo/Creatures Inc./GAME FREAK inc.

### Related Documents - Pi-B18PK

	<p><a href="#">eKids DG-556 TR-556 Bluetooth MP3 Karaoke with Microphone User Manual</a></p> <p>Comprehensive user manual for the eKids DG-556 TR-556 Bluetooth MP3 Karaoke machine. Includes setup, operation for USB, MP3, and Bluetooth modes, voice control, troubleshooting, FCC/IC compliance, and warranty information.</p>
	<p><a href="#">eKids DE-072 MP3 Microphone User Manual and Instructions</a></p> <p>User manual for the eKids DE-072 MP3 Microphone by Disney, detailing battery installation, maintenance, FCC compliance, and how to use the Song and MP3 playback modes.</p>

	<p><a href="#">Pokémon Walkie Talkies PK-207.EXv24 User Guide</a></p> <p>User guide for the Pokémon Walkie Talkies PK-207.EXv24, featuring static-free extended range and an easy push-to-talk button. Includes setup, battery installation, and FCC compliance information.</p>
	<p><a href="#">eKids B18 Series True Wireless Earbuds User Guide</a></p> <p>This guide provides instructions for setting up, pairing, and using the eKids B18 Series True Wireless Earbuds, including details on power, Bluetooth connectivity, speakerphone functions, voice assistant, and LED indicators.</p>
	<p><a href="#">eKids DG-556 Bluetooth MP3 Karaoke with Microphone User Manual</a></p> <p>Official user manual for the eKids DG-556 Bluetooth MP3 Karaoke system with microphone. Learn how to set up, charge, use USB, MP3, and Bluetooth modes, voice control, troubleshooting, and warranty information.</p>
	<p><a href="#">eKids Bluetooth Karaoke Microphone with EZ Link Technology (Model: Di-B24EN.EXv1M) - User Guide</a></p> <p>User guide for the eKids Bluetooth Karaoke Microphone with EZ Link Technology (Model: Di-B24EN.EXv1M). Learn about setup, charging, Bluetooth connection, EZ Link app usage, controls, warranty, and troubleshooting.</p>