

[Manuals.plus](#) /

> [Nestl](#) /

> Nestl Wicker Outdoor Furniture Set - 4 Piece Patio Set (Gray Frame/Beige Cushions) Instruction Manual

Nestl VDS-NB-PFW-PM-4-GR/BG

Nestl Wicker Outdoor Furniture Set

4 PIECE PATIO SET (GRAY FRAME/BEIGE CUSHIONS)

Model: VDS-NB-PFW-PM-4-GR/BG

Introduction

Thank you for choosing the Nestl Wicker Outdoor Furniture Set. This 4-piece patio set is designed to provide a comfortable and stylish outdoor seating solution. This manual provides essential information for the safe assembly, proper use, and maintenance of your furniture set. Please read these instructions carefully before assembly and retain them for future reference.

Safety Information

WARNING:

- Always assemble the furniture set according to the provided instructions. Incorrect assembly can lead to instability and potential injury.
- Keep the furniture away from direct, prolonged sunlight and extreme weather conditions (heavy rain, strong winds, snow) to prevent damage and ensure longevity.
- Ensure all bolts and fasteners are securely tightened before use and periodically check for tightness.
- Do not stand on the furniture or use it as a ladder.
- Keep children and pets away from the assembly area until the furniture is fully assembled and stable.
- The coffee table features tempered glass. Handle with care to avoid breakage. In case of breakage, dispose of glass fragments safely.

Package Contents

Before beginning assembly, verify that all parts are present and undamaged. If any parts are missing or damaged, do not proceed with assembly. Contact customer support for assistance.

The Nestl 4-Piece Wicker Outdoor Furniture Set includes:

- 2 x Armchairs
- 1 x Loveseat
- 1 x Coffee Table with Tempered Glass Top

- Seat and Back Cushions for all seating pieces




Image: Overview of the furniture set with key dimensions for the armchair, loveseat, and coffee table.



Image: A single armchair from the set, featuring a gray wicker frame and beige cushions.



Image: The loveseat component of the set, with gray wicker and beige cushions.



Image: The coffee table, featuring a gray wicker base and a tinted tempered glass top.

Assembly Instructions

Assembly is required for this furniture set. It is recommended to assemble the furniture on a soft, clean surface to prevent scratches. Two people may be required for easier assembly.

1. **Unpack Components:** Carefully remove all parts from the packaging. Lay them out on a protected surface and compare them against the parts list to ensure everything is present.
2. **Assemble Seating Units:** For each armchair and the loveseat, attach the backrest to the seat base, then attach the armrests. Secure all connections with the provided hardware (bolts, washers, nuts) using the included tool. Do not fully tighten bolts until all parts are loosely connected.
3. **Assemble Coffee Table:** Attach the legs to the coffee table frame. Place the tempered glass top securely onto the table frame.
4. **Final Tightening:** Once all components are assembled, gradually tighten all bolts and fasteners. Ensure the furniture is stable and level.
5. **Place Cushions:** Position the seat and back cushions onto the armchairs and loveseat.

Note: Assembly time may vary, typically 3-4 hours.

Operating Instructions (Usage)

This Nestl Wicker Outdoor Furniture Set is designed for outdoor use on patios, decks, porches, or in gardens. It provides comfortable seating for up to four individuals.

- **Seating:** Use the armchairs and loveseat for sitting. Avoid standing on the furniture.
- **Coffee Table:** The coffee table is suitable for placing drinks, snacks, and light decorative items. Do not place excessively heavy objects on the glass top.
- **Placement:** Position the furniture on a flat, stable surface to prevent tipping.



Image: A family enjoying the Nestl outdoor furniture set in a patio setting near a pool.

Maintenance

Proper care and maintenance will extend the life and appearance of your outdoor furniture set.

- **Cleaning the Frame:** Wipe the wicker and galvanized steel frame with a damp cloth. For stubborn dirt, a mild soap solution can be used, followed by rinsing with clean water and drying thoroughly.
- **Cushion Care:** The cushion covers are removable and machine washable. Use a gentle cycle with cold water and mild detergent. Air dry only; do not tumble dry. Ensure cushions are completely dry before storing or replacing to prevent mildew.

- **Glass Top Care:** Clean the tempered glass top with a glass cleaner and a soft cloth. Avoid abrasive cleaners or scouring pads.
- **Weather Protection:** While the set is weather-resistant, it is recommended to cover the furniture during prolonged periods of non-use or extreme weather conditions to protect it from fading and wear. Store cushions indoors when not in use.
- **Regular Inspection:** Periodically check all bolts and connections to ensure they remain tight. Tighten as necessary.



Image: Detail of the water-resistant fabric used for the cushions.

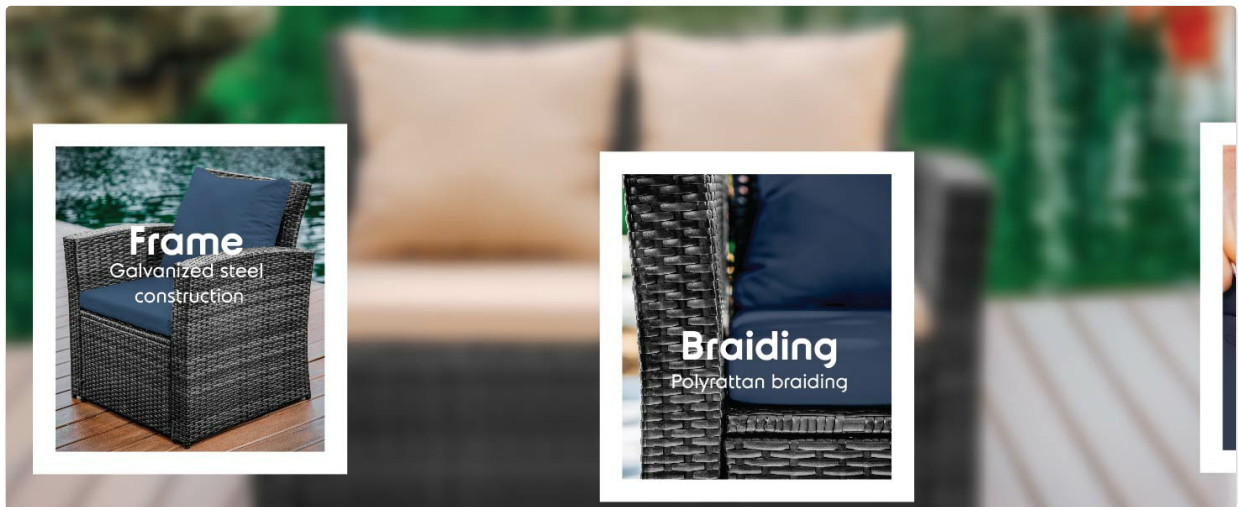


Image: A hand demonstrating the zipper closure on a cushion cover, highlighting its removability.

Troubleshooting

If you encounter issues with your furniture set, refer to the following common solutions:

Problem	Possible Cause	Solution
Missing Parts / Incomplete Shipment	Package may have been split during shipping or an error occurred during packing.	Do not assemble. Contact Nestl customer support immediately with your order details.
Furniture is Wobbly	Bolts are not fully tightened or furniture is on an uneven surface.	Ensure all bolts are securely tightened. Move the furniture to a level surface.

Problem	Possible Cause	Solution
Cushions are Thin/Uncomfortable	Personal preference or expectation mismatch.	Consider adding additional padding or replacing cushions if desired.
Wicker Fading	Prolonged exposure to direct sunlight.	Use a furniture cover when not in use or during intense sun exposure. Reposition furniture to a shaded area.

Product Specifications

- **Brand:** Nestl
- **Model Number:** VDS-NB-PFW-PM-4-GR/BG
- **Color:** Gray Frame / Beige Cushions
- **Material:** Wicker (Polyrattan Braid), Galvanized Steel Frame, Tempered Glass
- **Armchair Dimensions (each):** 28.3" (L) x 26" (W) x 30.3" (H)
- **Loveseat Dimensions:** 47.6" (L) x 26" (W) x 30.3" (H)
- **Coffee Table Dimensions:** 34.3" (L) x 19.7" (W) x 13.8" (H)
- **Cushion Thickness:** Approximately 2 inches (seat cushions)
- **Assembly Required:** Yes
- **Included Components:** 2 Armchairs, 1 Loveseat, 1 Coffee Table



Image: A comprehensive sizing chart illustrating the dimensions of each furniture piece.

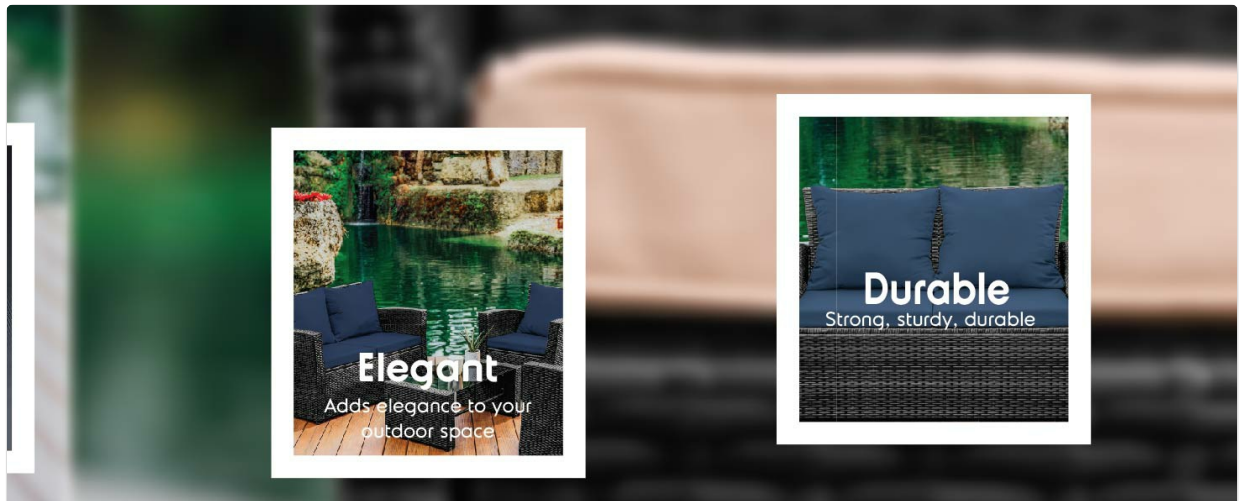


Image: Details highlighting the galvanized steel frame construction and polyrattan braiding.

Warranty Information

For specific warranty details regarding your Nestl Wicker Outdoor Furniture Set, please refer to the warranty card included in your packaging or contact Nestl customer support directly. Keep your proof of purchase for any warranty claims.

Customer Support

If you have any questions, require assistance with assembly, or need to report missing/damaged parts, please contact Nestl customer support through the retailer where the product was purchased or visit the official Nestl website for contact information.

Online Resources: [Visit the Nestl Store on Amazon](#)