

CaDA 51081W

Instruction Manual

CaDA Opel Astra V8 Coupe Brick Model - Model 51081W

INTRODUCTION

This instruction manual provides detailed guidance for assembling, operating, and maintaining your CaDA Opel Astra V8 Coupe Brick Model (Model 51081W). This model building kit is designed for enthusiasts aged 6 and up, offering a rewarding construction experience with 330 pieces. Please read all instructions carefully before beginning assembly.

PRODUCT OVERVIEW



Image: The CaDA Opel Astra V8 Coupe Brick Model, showing both the product packaging and the fully assembled model. The model is a white and yellow racing car replica.



Image: A detailed front-side view of the assembled CaDA Opel Astra V8 Coupe Brick Model, highlighting its intricate brick construction and racing decals.



Image: Two views of the assembled CaDA Opel Astra V8 Coupe Brick Model, showing the rear and side profiles, emphasizing the spoiler and wheel design.

SETUP AND ASSEMBLY

The CaDA Opel Astra V8 Coupe Brick Model requires assembly. Follow the step-by-step instructions provided in the included assembly guide. Ensure all pieces are accounted for before beginning.

1. Unpacking

Carefully open the product packaging and remove all contents. Verify that all 330 pieces, along with the instruction booklet, are present. If any pieces are missing or damaged, please refer to the "Troubleshooting" section.

2. Assembly Process

1. Refer to the dedicated assembly manual included in the box. Each step is illustrated to guide you through the construction of the model.
2. Organize pieces by color and shape to facilitate easier assembly.
3. Follow the numerical sequence of steps in the assembly manual.
4. Ensure pieces are firmly connected to prevent the model from falling apart during handling.

Note: This model requires batteries for certain functions (e.g., if it were to be motorized, though this model does not include remote control). Batteries are not included and must be purchased separately. Refer to the assembly guide for specific battery type and quantity if applicable for future upgrades or variations.

OPERATING THE MODEL

Once assembled, the CaDA Opel Astra V8 Coupe Brick Model is primarily a display model. It is designed for static display and gentle handling.

Display and Interaction

- Place the model on a stable, flat surface away from direct sunlight or extreme temperatures.
- The model features intricate details and moving parts (e.g., wheels). Handle with care to avoid dislodging pieces.
- This model does not include remote control functionality.

MAINTENANCE

Proper maintenance will ensure the longevity and appearance of your CaDA Opel Astra V8 Coupe Brick Model.

Cleaning

- To remove dust, gently wipe the model with a soft, dry cloth or use a soft brush.
- For stubborn dirt, lightly dampen a cloth with water (do not use harsh chemicals or abrasive cleaners) and gently wipe the affected area. Ensure the model is completely dry before storing or displaying.

Storage

When not on display, store the model in a clean, dry place, ideally in its original packaging or a sealed container to protect it from dust and damage.

TROUBLESHOOTING

If you encounter any issues with your CaDA Opel Astra V8 Coupe Brick Model, please refer to the following common solutions:

Missing or Damaged Pieces

- Double-check the packaging and all bags to ensure no pieces were overlooked.
- If pieces are genuinely missing or damaged upon opening, please contact CaDA customer support with your proof of purchase and a description of the missing/damaged parts.

Assembly Difficulties

- Review the assembly manual carefully, paying close attention to the illustrations for each step.
- Ensure you are using the correct pieces for each step. Some pieces may look similar.
- If a step seems incorrect, try disassembling the last few steps and re-attempting.

SPECIFICATIONS





Feature	Detail
Brand	CaDA
Model Name	CaDA C51081W Opel Astra V8 Coupe C51081W
Item Model Number	51081W
Number of Pieces	330
Material Type	Plastic
Product Dimensions (L x W x H)	6 x 30 x 21 cm
Product Weight	600 g
Manufacturer Recommended Age	6+ (Age range description: Kid)
Assembly Required	Yes
Batteries Required	Yes (Not included)
Remote Control Included	No
Scale	1:20
Educational Objective	Construction Skills
Special Feature	Non Toxic

WARRANTY AND SUPPORT

CaDA products are manufactured to high quality standards. For any inquiries regarding your CaDA Opel Astra V8 Coupe Brick Model, including missing parts or assembly assistance, please contact CaDA customer support through their official website or the retailer from whom you purchased the product. Please retain your proof of purchase for any warranty claims or support requests.



Related Documents

	<p>CaDA C61027W Humvee Building Block Set - 1386 Pieces</p> <p>Discover the CaDA C61027W Humvee building block set, a detailed 1386-piece construction toy for ages 8+. High-quality replica of the iconic Humvee vehicle.</p>
	<p>CaDA C61082 Functional Excavator Building Instructions</p> <p>This comprehensive instruction manual guides builders through the assembly of the CaDA C61082 Functional Excavator, a detailed 1702-piece construction toy. Discover the process of building a realistic replica of an excavator with this step-by-step guide from CaDA.</p>
	<p>CaDA C61502W Mazda RX-7 Model Kit - Safety Warnings & Compliance</p> <p>Safety warnings, choking hazard information, and compliance details for the CaDA C61502W Mazda RX-7 model kit. Features CE, UKCA marks, and country of origin.</p>
	<p>CaDA AE86 Trueno Initial D Building Blocks - Assembly Guide</p> <p>Detailed assembly instructions for the CaDA AE86 Trueno Initial D building block set (C61024). Learn how to construct this iconic car model.</p>