

## Cozion 40K

# Cozion 40K 3-in-1 Cavitation Radiofrequency Body Slimming Machine User Manual

Brand: Cozion

Model: 40K

## 1. PRODUCT OVERVIEW

---

The Cozion 40K 3-in-1 Cavitation Radiofrequency Body Slimming Machine is a versatile beauty device designed for comprehensive body and facial care. It integrates three different massage probes to address various needs, including muscle fatigue relief, cellular activity promotion, blood circulation enhancement, and skin condition improvement.

This device is equipped with a super large color touch screen for easy intensity, mode, and time adjustments, providing a comfortable and effective home SPA experience.




Figure 1: Cozion 40K 3-in-1 Cavitation Radiofrequency Body Slimming Machine with its main unit and three probes.

## 2. SAFETY INFORMATION

---

**Important:** Always read and follow all safety instructions before operating the device.

- Ensure the device is used on clean, dry skin unless otherwise specified for gel/oil application.
- Do not use the device on broken, irritated, or infected skin.
- Avoid direct contact with eyes, mucous membranes, and sensitive areas.
- Keep out of reach of children.
- Consult a healthcare professional before use if you have any medical conditions, are pregnant, or have implanted electronic devices.
- If you experience any discomfort or adverse reactions, discontinue use immediately.
- Use only recommended gels or essential oils in combination with the device.

- Do not immerse the device or its probes in water. Clean with a damp cloth.

### 3. COMPONENTS

The Cozion 40K machine comes with the following main components:

- **Main Unit:** The central control panel with a touch screen interface.
- **40KHz Cavitation Head:** Designed for whole body sculpting and fat reduction.
- **Hexapole RF Head (Body):** Used for body slimming, skin tightening, and accelerating metabolism.
- **Tripole RF Head (Face):** Specifically for facial skin care, reducing wrinkles, and restoring skin elasticity.
- **Power Adapter:** For connecting the device to a power source.



Figure 2: The three distinct probes included with the Cozion 40K machine.

## 4. SETUP

---

1. **Unpack:** Carefully remove all components from the packaging.
2. **Place Main Unit:** Position the main unit on a stable, flat surface.
3. **Connect Probes:** Insert the desired probe into the corresponding port on the main unit. Ensure a secure connection.
4. **Connect Power:** Plug the power adapter into the main unit, then connect it to a suitable power outlet.
5. **Power On:** Press the power button on the main unit to turn on the device. The touch screen will illuminate.

## 5. OPERATING INSTRUCTIONS

---

Before starting any treatment, ensure your skin is clean. It is highly recommended to apply essential oils or gels to the treatment area to facilitate smooth probe movement and enhance effectiveness.



Figure 3: General operating steps for the Cozion 40K machine.

### General Usage Guidelines:

- **Preparation:** Cleanse the skin thoroughly before applying any gel or oil.
- **Application:** Apply a generous amount of conductive gel or essential oil to the target area.
- **Intensity and Mode:** Use the touch screen to select your desired intensity level, mode, and treatment time. Start with a lower intensity setting and gradually increase as comfortable.
- **Movement:** Move the probe in slow, circular, or linear motions, maintaining close contact with the skin.
- **Duration:** A typical session lasts 15 to 20 minutes per area. It is recommended to use the device once every 2 to 3 days.
- **Post-Treatment:** After treatment, wipe the probe head clean, remove any remaining gel from your skin, and apply a moisturizer. Drink water to rehydrate.

### Specific Probe Usage:

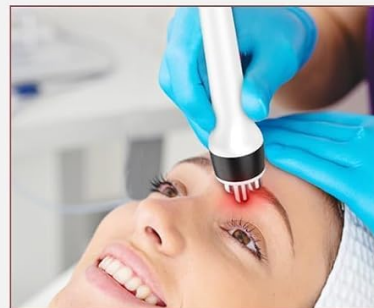




**Clean the skin**



**Apply the massage oil/ cream**



**Treat with the massage probe**



#### **40K Ultrasonic Cavitation**

##### **For Whole Body Sculpting**

The 40k ultrasonic cavitation head emits strong waves into your body, letting the fat cells produce a strong impact that can effectively burn calories and moisture, blasting fat cells, to remove fat and sculpted body



#### **Hexapole Radio Head**

##### **For Body Slimming and Skin Tightening**

Accelerate the movement of heat through the sweat gland, enterohepatic circulation, and lymph circulation to dissolve the body of excess fat and drain toxins, enhancing skin elasticity, firming skin, and lipolysis



#### **Triple Pole Radio Head**

##### **For Facial Skin Care**

stretching the loose skin wrinkles while stimulating the proliferation of dermal collagen, prompting dermal thickness and density increase, slashing scars, restoring skin elasticity and gloss, and achieving to removal of wrinkles

Figure 4: Detailed view of the probes and their primary functions.

#### **1. 40KHz Cavitation Head (For Whole Body Sculpting):**

This head emits strong ultrasonic waves into your body, designed to help break down fat cells. Use it on areas like the abdomen, thighs, buttocks, and arms. Move the probe slowly in circular motions over the target area for 15-20 minutes.



Figure 5: Illustrative results and application method for body treatment.

## 2. Hexapole RF Head (For Body Slimming and Skin Tightening):

This multipolar head accelerates heat movement through the sweat glands, promoting metabolism and blood circulation. It aids in dissolving excess fat and draining toxins, enhancing skin elasticity and firmness. Ideal for larger body areas such as the abdomen, back, and thighs. Apply for 15-20 minutes per session.

## 3. Tripole RF Head (For Facial Skin Care):

This tripolar head is specifically designed for the delicate skin of the face and around the eyes. It helps to stimulate collagen proliferation, reduce wrinkles, and restore skin elasticity and gloss. Move the probe gently in small circular motions on the face and eye contour area for 5-8 minutes.

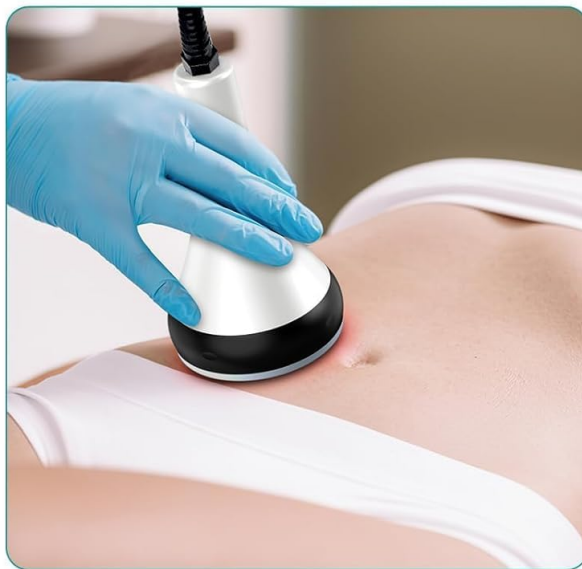
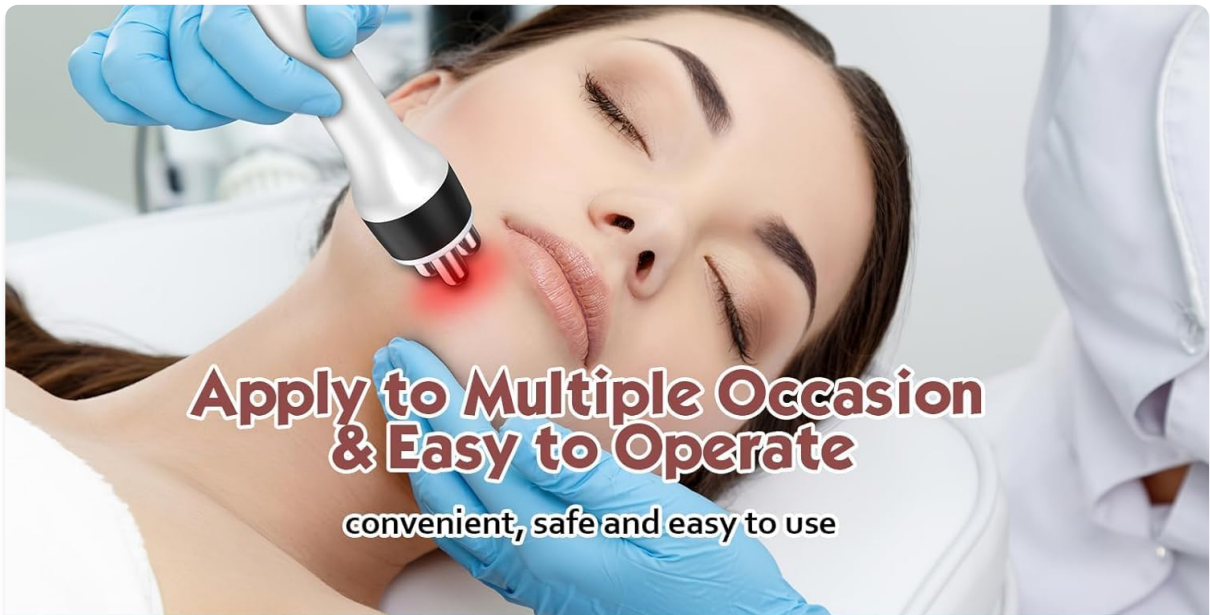


Figure 6: Demonstrating application on various body parts, including the face.

## 6. MAINTENANCE

---

- **Cleaning Probes:** After each use, wipe the probe heads with a clean, damp cloth to remove any residual gel or oil. Do not use abrasive cleaners or immerse in water.
- **Cleaning Main Unit:** Wipe the main unit and touch screen with a soft, dry cloth.
- **Storage:** Store the device and its probes in a cool, dry place, away from direct sunlight and extreme temperatures. Keep all components in their original packaging or a protective case when not in use.
- **Cable Care:** Avoid bending or twisting the power cable excessively.

## 7. TROUBLESHOOTING

---



Problem	Possible Cause	Solution
Device does not power on.	Power cable not properly connected; power outlet issue.	Ensure power cable is securely plugged into the device and a working power outlet. Try a different outlet.
No sensation or weak effect during treatment.	Insufficient gel/oil; intensity setting too low; poor skin contact.	Apply more conductive gel/oil. Increase the intensity setting gradually. Ensure the probe maintains full contact with the skin.
Loud noise during operation (especially with cavitation).	Higher intensity setting; normal operation sound.	This can be normal at higher intensity levels. If it's too loud, try lowering the intensity. Ensure sufficient gel is applied.
Skin redness or irritation.	Intensity too high; prolonged use on one area; sensitive skin.	Reduce intensity. Move the probe continuously and avoid staying on one spot for too long. Discontinue use if irritation persists.

## 8. SPECIFICATIONS

Brand	Cozion
Model Number	40K
Product Dimensions (L x W x H)	10L x 10W x 10H millimeters (approx. 1 x 1 x 1 cm)
Item Weight	1.96 kilograms
Material	Silicone
Color	White
Special Feature	Tripolar and Multipolar heads for different body parts
Specific Uses	Face, eyes, arms, legs, buttocks, back, abdomen
Product Benefits	Fatigue relief, blood flow control, tissue therapy






## 9. WARRANTY AND SUPPORT

Cozion is committed to providing high-quality products and customer satisfaction. For any issues, questions, or concerns regarding your Cozion 40K Body Slimming Machine, please contact our customer service team.

Our customer service is available to resolve any questions within 24 hours. Please refer to your purchase documentation for specific warranty details and contact information.

You can typically find support contact details on the product packaging, the retailer's website where you purchased the device, or by visiting the official Cozion website.

## Related Documents - 40K

 <p>40K SLIMMING MACHINE Instruction Manual</p> <p>In order to use this product correctly, please read the manual carefully and keep it properly.</p>	<p><a href="#">FREYARA 40K Slimming Machine Instruction Manual - Body Contouring and Skin Tightening Guide</a></p> <p>Comprehensive instruction manual for the FREYARA 40K Slimming Machine (LW-202). Learn about its various heads, functions for body contouring, skin tightening, wrinkle reduction, and safe usage guidelines for effective beauty treatments.</p>
 <p>User Manual RY808</p> <p>Powered by the latest technology.</p>	<p><a href="#">RY808 5-in-1 Ultrasonic Cavitation RF Body Slimming Machine User Manual</a></p> <p>Comprehensive user manual for the RY808 5-in-1 Body Slimming Machine, detailing its functions, advantages, safety precautions, technical parameters, and operating procedures for RF and ultrasonic treatments.</p>
 <p>NuLifeBeauty</p> <p>3-in-1 40K Ultrasonic Cavitation Machine</p> <p>USER MANUAL V1.1 NuLifeBeauty.com</p>	<p><a href="#">NuLifeBeauty 3-in-1 Ultrasonic Cavitation Machine User Manual and Guide</a></p> <p>Comprehensive user manual for the NuLifeBeauty 3-in-1 40K Ultrasonic Cavitation Slimming Machine. Learn how to use, safety precautions, benefits, treatment modes, and troubleshooting for effective body contouring and skin rejuvenation.</p>
	<p><a href="#">40K Fat Exploding Instrument &amp; RF Multipolar Radio Frequency User Manual</a></p> <p>User manual for the 40K fat exploding instrument and RF multipolar radio frequency device, detailing product functions, precautions, maintenance, operation instructions, instrument parameters, and warranty information.</p>
 <p>Instrucciones de uso</p>	<p><a href="#">Fever Master GY-40K-RF-M04/M05 User Manual and Operating Instructions</a></p> <p>Comprehensive user manual for the Fever Master GY-40K-RF-M04/M05 beauty instrument. Learn about its features, operation, maintenance, safety precautions, and troubleshooting.</p>
	<p><a href="#">LED Facial Mask User Guide</a></p> <p>Instructions for using the LED Facial Mask, including operation, charging, and recommended usage for optimal skincare results.</p>