

JBL Live Flex 3

JBL Live Flex 3 Wireless Earbuds Instruction Manual

Model: Live Flex 3

Brand: JBL

INTRODUCTION

The JBL Live Flex 3 wireless in-ear Bluetooth earbuds offer a premium audio experience with advanced features designed for convenience and sound quality. This manual provides detailed instructions for setup, operation, and maintenance to ensure optimal performance of your earbuds.



Image: The JBL Live Flex 3 earbuds, featuring an open-back stick design, are shown alongside their smart charging case. The earbuds are black with metallic accents, and the case has a small display screen.

WHAT'S IN THE BOX

Verify that all components are present in the package:

- 1 Pair of JBL Live Flex 3 Earbuds
- 4 Pairs of Ear Tips in Different Sizes
- 1 USB-C Charging Cable
- 1 Smart Charging Case
- 1 Warranty Bill/Warning
- 1 Quick Guide/Safety Sheet

EGENSKAPER



Trådlös laddning



Vatten- och dammtåliga



Google Finder hjälper
dig hitta
öronsnäckorna



Kontroll nära till hands
med JBL Headphones-
appen

Image: The JBL Live Flex 3 earbuds are placed inside their open charging case. Icons around the image highlight features such as wireless charging, Google Finder for locating lost earbuds, water and dust resistance, and control via the JBL Headphones app.

SETUP

1. Initial Pairing

1. **Power On:** Open the charging case. The earbuds will automatically enter pairing mode.
2. **Bluetooth Connection:** On your device (smartphone, tablet, computer), navigate to the Bluetooth settings and select "JBL Live Flex 3" from the list of available devices.

3. **FastPair (Android 6.0+):** For Android devices running 6.0 or higher, a pop-up notification will appear on your screen when the earbuds are nearby. Tap to connect.
4. **Microsoft Swift Pair (Windows 10 v1803+):** For Windows 10 devices (version 1803 or later), a notification will appear to facilitate quick pairing.

2. JBL Headphones App

Enhance your listening experience by downloading the JBL Headphones app. The app allows you to customize audio settings, manage noise cancellation, and access additional features. Search for "JBL Headphones" in your device's app store.

OPERATING INSTRUCTIONS

Touch Controls

The JBL Live Flex 3 earbuds feature intuitive touch controls. Specific functions can be customized via the JBL Headphones app.

- **Play/Pause:** Tap once on either earbud.
- **Next Track:** Double-tap on the right earbud.
- **Previous Track:** Triple-tap on the left earbud.
- **Answer/End Call:** Tap once on either earbud.
- **Reject Call:** Press and hold on either earbud.
- **Activate Voice Assistant:** Press and hold on the right earbud (customizable).

Smart Charging Case Features

The innovative smart charging case provides direct control over your earbuds without needing your phone.



Smart Charging
Case™



Smart Charging Case™

Anpassa ditt ljud och styr din musik via touchskärmen

Image: The JBL Live Flex 3 smart charging case is shown with its display screen active, illustrating equalizer settings. The screen shows 'EQUALIZER' at the top, with 'JAZZ' selected, and a toggle switch for the equalizer function. The JBL logo is visible below the screen.

- **Audio Customization:** Adjust equalizer settings directly from the case's touch screen.
- **Noise Control:** Toggle True Adaptive Noise Cancellation or Ambient Aware modes.
- **Spatial Sound:** Enable or disable spatial audio features.
- **Notifications:** Manage message preview settings.
- **Call Management:** Answer or reject calls directly from the case.



Flerpunktsanslutning

Växla enkelt mellan Bluetooth-enheter

Image: A woman is shown using the touch screen of the JBL Live Flex 3 smart charging case to interact with her devices. The text on the image indicates the ability to easily switch between Bluetooth devices, highlighting the multi-point connection feature.

True Adaptive Noise Cancellation

The earbuds feature True Adaptive Noise Cancellation, which uses four noise-sensing microphones to adapt to your surroundings in real-time. This allows you to filter out external noise for an immersive listening experience.



True adaptive-
noise-reducing



True adaptive-noise-reducing fine-tune your audio experience

Image: The JBL Live Flex 3 earbuds are depicted with a graphic of sound waves, illustrating the True Adaptive Noise Cancellation feature. The text emphasizes the ability to fine-tune your audio experience by adjusting noise reduction.

Multi-point Audio Switch Connection

Seamlessly switch between two Bluetooth devices. For example, you can transition from watching a video on your tablet to answering a call on your phone without re-pairing.

Google Finder

If you misplace your earbuds, utilize the Google Finder service to help locate them within a network of Android devices.

Water and Dust Resistance

The JBL Live Flex 3 earbuds are IP54 rated, making them water and dust-resistant. This protection allows for use during outdoor activities in various weather conditions.

CHARGING AND BATTERY

The earbuds and charging case provide a combined playtime of up to 50 hours.



50 TIMMAR

Oavbruten Speltid med trådlös laddning



PÅ EN ENDA LADDNING LADDNINGSFÖR 10 MINUTERS LADDNING
UPP TILL
10 H



UPP TILL
40 H



UPP TILL
4 H

Image: The JBL Live Flex 3 charging case is open, displaying the earbuds inside. Text overlays indicate a total of 50 hours of uninterrupted playtime with wireless charging, broken down into 10 hours from the earbuds, an additional 40 hours from the charging case, and 4 hours of playtime from a 10-minute charge.

- **Earbud Playtime:** Up to 10 hours on a single charge.
- **Total Playtime with Case:** Up to 50 hours.
- **Fast Charging:** A 10-minute charge provides approximately 4 hours of playtime.
- **Charging the Case:** Connect the provided USB-C cable to the charging port on the case and a power source. The case also supports wireless charging.
- **Battery Maintenance:** To prolong battery life, fully charge the battery at least once every 3 months. Battery life may vary based on usage and environmental conditions.

MAINTENANCE

- **Cleaning:** Regularly clean the earbuds and charging contacts with a dry, soft cotton swab. Avoid using harsh chemicals or abrasive materials.

- **Storage:** When not in use, store the earbuds in their charging case to protect them and keep them charged.
- **Water Exposure:** While water-resistant, avoid prolonged submersion in water. Ensure earbuds are dry before placing them back in the charging case.

TROUBLESHOOTING

- **No Sound:** Ensure earbuds are charged and properly paired. Check device volume and earbud placement.
- **Connection Issues:** Try unpairing and re-pairing the earbuds. Ensure no other Bluetooth devices are interfering.
- **Earbuds Not Charging:** Clean the charging contacts on both the earbuds and the case. Ensure the charging cable is securely connected.
- **Noise Cancellation Not Working:** Verify that True Adaptive Noise Cancellation is enabled via the smart case or JBL Headphones app.







SPECIFICATIONS

Feature	Specification
Model Name	JBL Live Flex 3
Connectivity Technology	Wireless (Bluetooth 5)
Noise Control	Adaptive Noise Cancellation
Battery Average Life	50 Hours (with charging case)
Charging Time	15 minutes (for fast charge)
Water Resistance Level	IP54 (Water Resistant)
Item Weight	72 Grams
Control Type	Touch Control
Included Components	Earbuds, Ear Tips, USB-C Cable, Charging Case, Warranty, Quick Guide

WARRANTY AND SUPPORT

For warranty information and customer support, please refer to the warranty bill included in your package or visit the official JBL website. You can also visit the [JBL Store on Amazon](#) for additional product details and support resources.



	<p><u>JBL TUNE 255NC: Ekte trådløse ørepropper med adaptiv støyreduksjon</u></p> <p>Oppdag JBL TUNE 255NC, ekte trådløse ørepropper med adaptiv støyreduksjon, JBL Pure Bass-lyd og opptil 48 timers batterilevetid. Perfekt for hverdagsbruk.</p>
	<p><u>JBL Live Flex TWS True Wireless Earbuds User Manual and Quick Start Guide</u></p> <p>Comprehensive guide for JBL Live Flex TWS true wireless earbuds, covering setup, features, controls, and technical specifications. Learn how to connect, use the app, and get the most out of your audio experience. Find pricing and offers at Tehnoteka.</p>
	<p><u>How to Factory Reset JBL True Wireless Stereo Earbuds</u></p> <p>A step-by-step guide on how to perform a factory reset on JBL True Wireless Stereo earbuds. Includes instructions for general reset and specific steps for JBL Tune Flex, along with a list of compatible models.</p>
	<p><u>JBL Live Flex 3 TWS Earbuds: User Manual</u></p> <p>Comprehensive user manual for the JBL Live Flex 3 TWS wireless earbuds. Includes setup, connectivity, controls, features, and technical specifications for optimal audio experience.</p>
	<p><u>How to Factory Reset and Clean JBL True Wireless Stereo Earbuds</u></p> <p>Learn how to perform a factory reset on your JBL True Wireless Stereo earbuds and troubleshoot charging issues by cleaning the contact points. Includes instructions for various JBL models.</p>
	<p><u>JBL Vibe Beam 2: Kabellose Ohrhörer mit Noise Cancelling & Pure Bass Sound</u></p> <p>Erleben Sie den JBL Vibe Beam 2, kabellose True Wireless Ohrhörer mit aktivem Noise Cancelling, JBL Pure Bass Sound und bis zu 40 Stunden Akkulaufzeit. Ideal für Musik und Anrufe.</p>