

## BESTISAN SR15

# BESTISAN SR15 Bluetooth Bookshelf Speakers User Manual

Model: SR15  
Brand: BESTISAN


### INTRODUCTION

This manual provides comprehensive instructions for the setup, operation, and maintenance of your BESTISAN SR15 Bluetooth Bookshelf Speakers. Designed for versatile audio connectivity, these active stereo speakers feature dual 4-inch woofers and dual 1.5-inch silk domed tweeters, delivering clear and detailed sound. They offer multiple input options including Optical, ARC, RCA, and Bluetooth, making them suitable for various devices such as TVs, record players, and PCs. The speakers also include dynamic light effects and a dedicated subwoofer output for enhanced bass.

### WHAT'S IN THE BOX

Upon opening the package, please verify that all the following components are included:

- Bookshelf Speaker (Pair)
- Power Adapter
- Remote Control
- Audio Cable (RCA to 3.5mm)
- Optical Cable
- Aviation Cables (for connecting the two speakers)



**Figure 1: Package Contents.** This image displays the main components included with your BESTISAN SR15 speakers: the two speakers, the remote control, a quick start guide, aviation cables, an RCA to 3.5mm audio cable, an optical cable, and the power adapter.

## SETUP INSTRUCTIONS

### Speaker Placement

Place the speakers on a stable, flat surface, such as a bookshelf or desk. Ensure there is adequate space around the speakers for proper ventilation and sound dispersion. For optimal stereo imaging, position the speakers equidistant from your listening position and angle them slightly inwards.

### Connecting the Speakers

Connect the left and right speakers using the provided aviation cable. The main speaker (usually the right one, with controls) will have the input ports.

### Connecting Audio Sources

The BESTISAN SR15 speakers offer multiple connectivity options. Identify the appropriate port on the rear of the

main speaker for your device:

- **Optical Input:** For digital audio connection from TVs, game consoles, or other devices with an optical output. Use the included optical cable.
- **ARC (Audio Return Channel) Input:** For digital audio connection from ARC-enabled TVs. This allows audio from the TV to be sent back to the speakers via an HDMI cable (not included).
- **RCA Input:** For analog audio connection from devices like record players, CD players, or computers. Use the included RCA to 3.5mm cable or a standard RCA cable (not included).
- **Bluetooth Input:** For wireless audio streaming from Bluetooth-enabled devices such as smartphones, tablets, or laptops.



**Figure 2: Rear Panel Connectivity.** This image illustrates the various input options available on the back of the main speaker, including Optical, ARC, RCA, and the Sub Out port for connecting an external subwoofer.



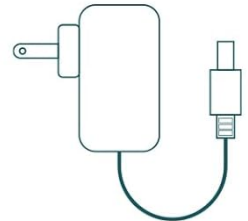

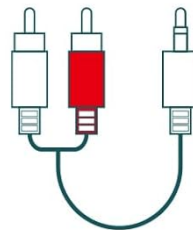
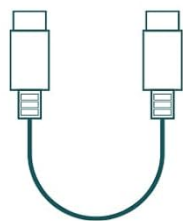
Pair with Bestisan bookshelf speakers  
bridging vintage charm with contemporary  
fidelity



**Figure 3: Turntable Connection Example.** The speakers are shown set up with a record player, utilizing the RCA input for audio playback, bridging vintage charm with contemporary fidelity.



## Multimedia Speaker



Remote  
Control

Quick Star

Aviation cables

RCA to 3.5mm  
audio cable

Optical cable

Power Adapter

**Figure 4: PC Connection Example.** This image shows the SR15 speaker connected to a computer, providing an enhanced desktop audio experience. The front LED indicator is also visible, which changes color based on the selected input mode.

### Powering On

After connecting your audio source(s), plug the power adapter into the main speaker and then into a wall outlet. The speakers will power on, and the front LED indicator will illuminate.

## OPERATING INSTRUCTIONS

### Controls

The speakers can be controlled using the multi-function knob on the front of the main speaker or the included remote control.

Optical, ARC and aux input are designed for all your audio connection needs



**Figure 5: Front Controls and Remote.** This image shows the front of the speakers, featuring the control knob and LED indicator, along with the included remote control for convenient operation.

- **Power On/Off:** Press the power button on the remote or the multi-function knob on the speaker.
- **Volume Control:** Rotate the multi-function knob clockwise to increase volume, counter-clockwise to decrease. Use the volume up/down buttons on the remote.
- **Input Selection:** Press the multi-function knob to cycle through input modes (Optical, ARC, RCA, Bluetooth). The front LED indicator will change color to reflect the active input:
  - ARC: Cyan
  - Line (RCA/Aux): Green
  - Optical: White
  - Bluetooth: Blue
  - USB: Purple (if applicable, though not listed in main specs)
  - Standby: Red

### Bluetooth Pairing

1. Turn on the speakers and select Bluetooth input mode. The LED indicator will turn blue and may flash,



indicating it's in pairing mode.

2. On your Bluetooth-enabled device (smartphone, tablet, computer), enable Bluetooth and search for available devices.
3. Select "BESTISAN SR15" from the list of devices.
4. Once paired, the LED indicator will remain solid blue, and you can begin streaming audio.

### Light Effects Control

The SR15 speakers feature dynamic light effects that can enhance your listening experience. Use the dedicated light effect button on the remote control to cycle through different lighting modes or turn them off.



**Figure 6: Dynamic Light Effects.** The speakers are shown with their integrated blue light effects, which can be adjusted to complement your audio and environment.

### Subwoofer Connection (Optional)

For enhanced low-end performance, you can connect an external powered subwoofer to the "SUB OUT" port on the main speaker. This allows the SR15 speakers to focus on mid and high frequencies, while the subwoofer handles the bass.



**Figure 7: Subwoofer Output.** This diagram illustrates how to connect a powered subwoofer to the SR15 speakers using the dedicated SUB OUT port, enabling a more robust bass response.

## MAINTENANCE

To ensure the longevity and optimal performance of your BESTISAN SR15 speakers, follow these maintenance guidelines:

- **Cleaning:** Use a soft, dry cloth to wipe down the speaker surfaces. Avoid using abrasive cleaners, waxes, or solvents, as they may damage the finish.
- **Dusting:** Regularly dust the speaker grilles and drivers to prevent dust buildup, which can affect sound quality.
- **Placement:** Keep the speakers away from direct sunlight, heat sources, and excessive moisture. Ensure proper ventilation to prevent overheating.
- **Handling:** Avoid dropping or subjecting the speakers to strong impacts.

## TROUBLESHOOTING



If you encounter issues with your BESTISAN SR15 speakers, refer to the following common problems and solutions:

Problem	Possible Cause	Solution
No sound	Power not connected or turned off. Incorrect input selected. Volume too low or muted. Audio cable loose or damaged. Bluetooth not paired or out of range.	Ensure power adapter is securely connected and speakers are on. Press the input button to select the correct source. Increase volume using the knob or remote; check if muted. Check all audio cable connections; try a different cable. Re-pair Bluetooth device; ensure device is within 10 meters (33 feet) of speakers.
Bluetooth connection unstable	Interference from other devices. Device too far from speakers. Low battery on source device.	Move speakers or source device away from other wireless devices. Ensure device is within optimal Bluetooth range. Charge or replace battery of source device.
Light effects not working	Light effects turned off.	Press the light effect button on the remote to cycle through modes.

If the problem persists after trying these solutions, please contact BESTISAN customer support for further assistance.

SPECIFICATIONS

Feature	Detail
Model Name	SR15
Speaker Type	Bookshelf, Active Stereo
Mounting Type	Shelf Mount
Audio Output Mode	Stereo (2.0 Channel)
Speaker Maximum Output Power	60 Watts
Woofer Diameter	4 Inches (Dual)
Tweeter Type	1.5-inch Silk Domed (Dual)
Frequency Response	50-18000 Hz
Connectivity Technology	Bluetooth, HDMI (ARC), Optical, RCA
Wireless Communication Technology	Bluetooth
Special Feature	LED Light Effects, Subwoofer Output
Product Dimensions (D x W x H)	5.9"D x 9.45"W x 5.5"H

Feature	Detail
Item Weight	10.74 pounds
Power Source	Corded Electric
Included Components	Bookshelf Speaker (Pair), Power Adapter, Remote, Audio Cable (RCA to 3.5mm), Optical Cable, Aviation Cables

## WARRANTY AND SUPPORT

The BESTISAN SR15 Bluetooth Bookshelf Speakers come with a limited warranty. Please refer to the warranty card included in your package for specific terms and conditions. For technical support, troubleshooting assistance, or warranty claims, please contact BESTISAN customer service through their official website or the retailer where you purchased the product.

For the most up-to-date information and support resources, visit the official BESTISAN website:[BESTISAN Official Store](#)