

TRIUMPHKEY 160x70cm beige (B0D428CZ41)

Triumphkey Electric Standing Desk User Manual

Brand: TRIUMPHKEY | Model: 160x70cm Beige (B0D428CZ41)

1. INTRODUCTION

Thank you for choosing the Triumphkey Electric Standing Desk. This manual provides detailed instructions for the assembly, operation, and maintenance of your new desk. Designed for ergonomic comfort, this desk allows you to easily switch between sitting and standing positions, promoting a healthier work environment.

The Triumphkey Electric Standing Desk features an adjustable height range from 71 cm to 119 cm, two memory presets for your preferred heights, and a spacious desktop with cable management holes. Its robust design ensures stability, while thoughtful additions like a headphone hook enhance usability.

2. SAFETY WARNINGS

WARNING: Do not exceed the recommended weight limit of 70 kg (154 lbs). Ensure the table is securely fixed if necessary. Utilize the anti-slip feature and rounded corners to prevent the table from sliding or causing injury. Keep children and pets away from the moving parts during height adjustment. Do not place hands or objects near the lifting mechanism.

3. PRODUCT FEATURES

- **Height Adjustment & Memory Mode:** Electrically adjustable height between 71 cm and 119 cm with two memory presets for personalized comfort.

- **Spacious Desktop:** Large work surface (160 cm x 70 cm) with integrated cable holes to keep your workspace tidy.
- **Thoughtful Design:** Anti-slip frame for enhanced stability, a convenient side hook for headphones or bags, and rounded corners to prevent accidental bumps.
- **Versatile Sizing:** Available in various sizes and colors to suit different room dimensions and aesthetic preferences.
- **Easy Installation:** Comes with detailed instructions and all necessary coded screws and installation parts for straightforward assembly.

4. SETUP

4.1 Assembly Instructions

The Triumphkey Electric Standing Desk is designed for easy assembly. All required installation parts and coded screws are included in the package. Please follow the detailed installation instructions provided with your desk. It is recommended to assemble the desk on a soft, clean surface to prevent scratches.

Ensure all connections are secure before use. The desk frame is anti-slip for increased stability, but proper assembly is crucial for safe operation.



Dimensions




Figure 4.1: Desk Dimensions and Weight Capacity. The desk measures 160cm in length, 70cm in width, and has an adjustable height range of 71cm to 119cm. It supports a maximum weight of 70kg.



Complimentary Accessories




Figure 4.2: Complimentary Accessories. The desk includes four wheels for mobility, one cable collecting hole for wire management, and one hook for headphones or bags.

5. OPERATING INSTRUCTIONS

5.1 Height Adjustment

The desk's height can be adjusted electrically using the control panel located on the underside of the desktop. Use the 'Up' and 'Down' arrows to raise or lower the desk to your desired height between 71 cm and 119 cm.

5.2 Memory Presets

The control panel features two memory buttons (1 and 2) to store your preferred sitting and standing heights. To set a memory position:

1. Adjust the desk to your desired height using the 'Up' or 'Down' buttons.

2. Press and hold the desired memory button (1 or 2) until the display flashes or you hear a beep, indicating the height has been saved.

To recall a saved height, simply press the corresponding memory button (1 or 2). The desk will automatically move to the stored position.



Figure 5.1: Multi-Function Intelligent Keypad. The keypad allows for precise height control with 'Up' and 'Down' buttons, and two programmable memory presets.



Wide Height Adjustment

Suitable for a wide range of users and use scenarios

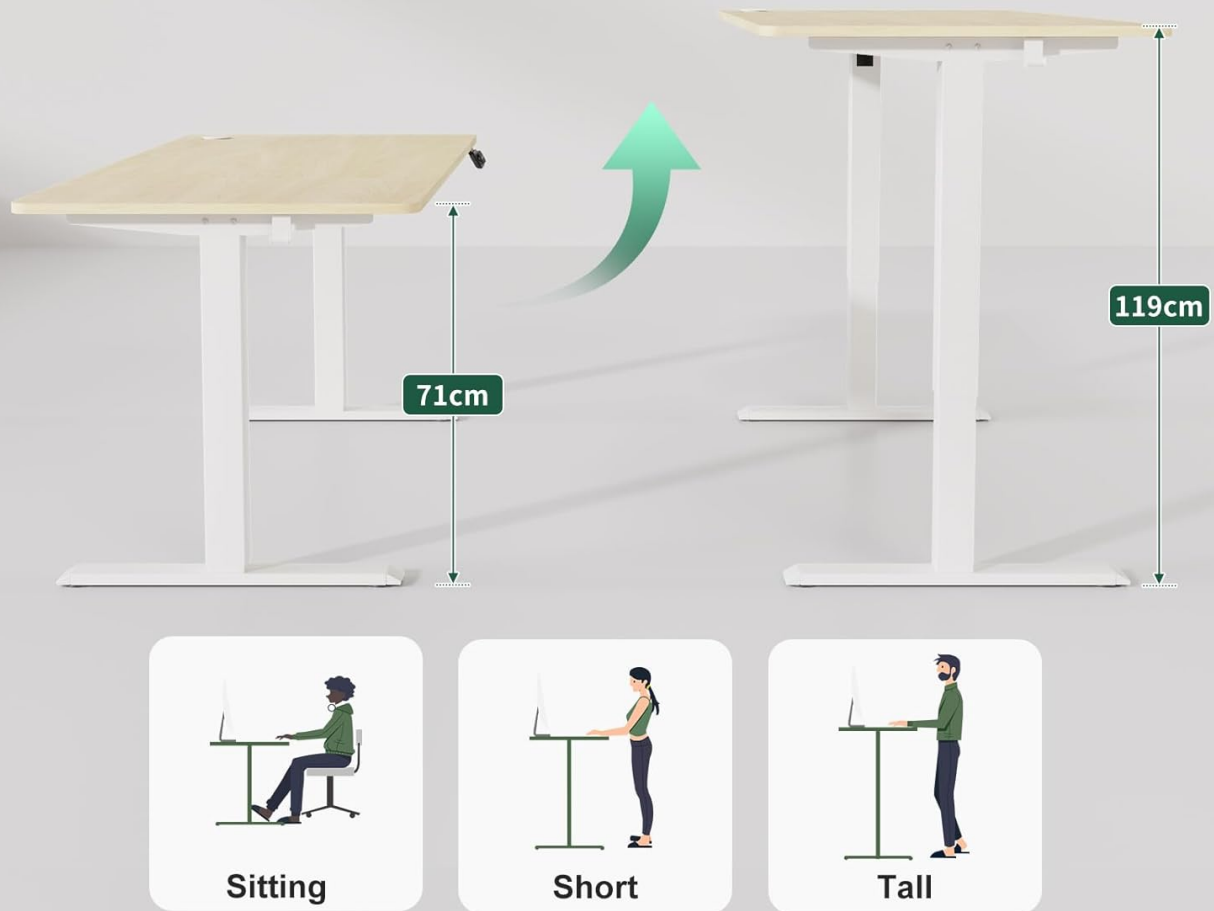


Figure 5.2: Wide Height Adjustment. The desk can be adjusted from a minimum height of 71cm to a maximum of 119cm, accommodating users of different statures for both sitting and standing.

6. MAINTENANCE

To ensure the longevity and optimal performance of your Triumphkey Electric Standing Desk, follow these maintenance guidelines:

- **Cleaning:** Wipe the desktop and frame with a soft, damp cloth. Avoid abrasive cleaners or harsh chemicals that may damage the surface.
- **Motor Care:** Do not obstruct the motor or lifting mechanism. Keep the area around the legs clear of debris.
- **Cable Management:** Regularly check and organize cables using the integrated cable holes to prevent tangling and damage.
- **Weight Limit:** Always adhere to the maximum weight capacity of 70 kg to prevent strain on the motor and frame.

- **Inspections:** Periodically check all screws and connections to ensure they remain tight and secure.

7. TROUBLESHOOTING

7.1 Common Issues and Solutions

- **Desk not moving:**
 - Check if the power cord is securely plugged into both the desk and the wall outlet.
 - Ensure there are no obstructions preventing the desk from moving up or down.
- **Uneven movement:**
 - Verify that the desk is placed on a level surface.
 - Check for any loose connections in the frame or lifting mechanism.
- **Motor noise:**
 - A slight hum is normal during operation. If the noise is excessive or unusual, ensure the desk is not overloaded.
- **Memory function not working:**
 - Re-program the memory positions by following the instructions in Section 5.2.

If you encounter issues not listed here or if the problem persists, please contact customer support for assistance.

8. SPECIFICATIONS

Feature	Specification
Brand	TRIUMPHKEY
Model	160x70cm Beige (B0D428CZ41)
Color	Beige
Product Dimensions (L x W x H)	160 x 70 x 119 cm
Adjustable Height Range	71 cm - 119 cm
Item Weight	25 Kilograms
Maximum Weight Capacity	70 Kilograms
Material (Base)	Aluminum
Material (Top)	Plastic
Special Feature	Adjustable, Memory Presets, Cable Management, Headphone Hook

9. WARRANTY AND SUPPORT

This product is sold by Triumphkey Store. For any questions regarding your product, including warranty claims, returns, or technical support, please contact the seller directly through the platform where you made your purchase. Refer to your purchase receipt or order details for specific contact information and applicable return policies.

The standard return policy allows for returns within 30 days. Please retain all packaging and documentation for potential returns or warranty service.