

Moman PD65

Moman PD65 D-Tap to USB-C 65W Bidirectional Charging Adapter User Manual

1. INTRODUCTION

Thank you for choosing the Moman PD65 D-Tap to USB-C 65W Bidirectional Charging Adapter. This device is designed to provide versatile power solutions, enabling both charging and discharging for a wide range of devices, including V-mount batteries, cameras, phones, laptops, and tablets, via a USB Type-C interface. Please read this manual thoroughly before use to ensure proper operation and safety.

1.1 What's in the Box

- Moman PD65 D-Tap to USB-C 65W Bidirectional Charging Adapter (1 unit)

2. IMPORTANT SAFETY INFORMATION

To prevent damage to the product or injury to yourself and others, please observe the following safety precautions:

- Do not expose the adapter to water, moisture, or extreme temperatures.
- Do not attempt to disassemble, repair, or modify the adapter.
- Ensure proper voltage and current compatibility when connecting devices.
- Keep out of reach of children.
- The Moman PD65 features built-in overheating, overvoltage, overload, and input/output reverse protection. However, always use the device responsibly.
- Avoid dropping or subjecting the adapter to severe impacts.

Multiple Safety Protection

Charge/Discharge efficiency greater than 91%



Overheating
protection



Overvoltage
protection



Overload
protection



Input/Output
reverse protection



Image: The Moman PD65 adapter highlighting its multiple safety protections, including overheating, overvoltage, overload, and input/output reverse protection, ensuring safe operation.

3. PRODUCT OVERVIEW

The Moman PD65 is a compact and efficient D-Tap to USB-C adapter designed for professional and everyday use. It facilitates

bidirectional power flow, meaning it can charge devices from a D-Tap source or allow a D-Tap battery to be charged via a USB-C power source (if the D-Tap battery supports USB-C input charging).

3.1 Key Features

- **Bidirectional Power:** Supports both charging and discharging through the D-Tap and USB-C interfaces.
- **65W Fast Charging:** Delivers up to 65W output via USB-C for rapid charging of compatible devices.
- **Wide Compatibility:** Works with V-mount batteries and a broad range of USB-C powered devices.
- **Multiple Safety Protections:** Includes overheating, overvoltage, overload, and input/output reverse protection.
- **Compact Design:** Weighs approximately 90g, making it highly portable.



Image: A visual representation of the Moman PD65 adapter's bidirectional functionality, showing power flow in both directions between D-Tap and USB-C connections.




Image: The Moman PD65 adapter is shown held in a hand, emphasizing its small size and light weight (90g) as a modern alternative to bulkier traditional chargers.

4. SPECIFICATIONS

Feature	Specification
D-TAP Input	12-17V, 48W Max. (No-load Voltage 16.8V)
Type-C Output	65W Max.
Cable Length	50cm (19.7 inches)
Supported Protocols	APPLE, HUAWEI FCP, BC1.2, SCP, SAMSUNG AFC, QC2.0, QC3.0, PD3.0
Weight	Approximately 90g (3.17 ounces)
Dimensions (Adapter Body)	Approx. 4.65 x 4.09 x 1.06 inches (Package Dimensions)



Parameter



D-Tap **16.8V±0.1V 48W Max.**



TYPE-C **12-17V 70W Max.**



USB-C Cable **50cm/19.7inch**

Image: A close-up view of the Moman PD65 adapter's D-Tap and USB-C connectors, with labels indicating their respective input/output parameters and cable length.

5. SETUP

5.1 Connecting to a D-Tap Power Source

1. Locate the D-Tap port on your V-mount battery or battery holder.
2. Carefully align the D-Tap connector of the Moman PD65 adapter with the D-Tap port on your power source. Ensure correct polarity (the adapter's D-Tap connector is designed to prevent incorrect insertion, but always double-check).
3. Firmly insert the D-Tap connector until it is securely seated.

5.2 Connecting to a USB-C Device

1. Locate the USB-C port on the device you wish to charge or power (e.g., camera, phone, laptop, tablet).
2. Connect the USB-C end of the Moman PD65 adapter to your device's USB-C port.
3. Ensure the connection is firm.



Image: The Moman PD65 adapter is shown connected to a V-mount battery, which in turn is providing power to a camera light, demonstrating a typical setup.

6. OPERATING INSTRUCTIONS

6.1 Charging Devices from a D-Tap Source

Once the Moman PD65 is connected to a D-Tap power source (like a V-mount battery) and a USB-C device, it will automatically begin charging the connected USB-C device. The adapter supports various fast charging protocols, including PD3.0, QC2.0, QC3.0, and others, to optimize charging speed for compatible devices.

Real and effective accelerated charging



Charging for V-Mount Battery **45W**

Power Touch 50 50Wh ⌚ 1H 6Min

Power Touch 99 99Wh ⌚ 2H 12Min

30 Mins Charing Test **65W**



Image: This graphic illustrates the Moman PD65's 65W charging efficiency, detailing estimated charging times for V-mount batteries and percentage gains for devices like iPad Pro, MacBook Pro, and iPhone 15 Pro in 30 minutes.

6.2 Discharging (Charging a D-Tap Battery via USB-C)

The Moman PD65 supports bidirectional power. If your D-Tap battery is designed to accept charge via its D-Tap port, you can connect a USB-C power source (e.g., a USB-C wall charger) to the Moman PD65, and then connect the adapter's D-Tap end to your D-Tap battery. The adapter will then facilitate charging of the D-Tap battery.

Note: The Moman PD65 does not feature indicator lights. To confirm operation, observe the charging status on your connected device or the D-Tap battery, or note if the adapter becomes slightly warm during use, which is normal for power transfer.



Image: A collage showcasing the Moman PD65 adapter in action, demonstrating its versatility in charging V-mount batteries, smartphones, and tablets in different professional and personal settings.

7. COMPATIBILITY

The Moman PD65 adapter is widely compatible with:

- All V-mount batteries or other batteries equipped with a D-Tap socket.
- Mobile phones, tablets, and laptops that support USB-C fast charging.
- Mobile power supplies, SDI converters, wireless transmitters, and digital cameras equipped with a USB-C power input.

Supported charging protocols include APPLE, HUAWEI FCP, BC1.2, SCP, SAMSUNG AFC, QC2.0, QC3.0, and PD3.0.

8. MAINTENANCE

8.1 Cleaning

Wipe the adapter with a soft, dry cloth. Do not use liquid cleaners or solvents.

8.2 Storage

Store the adapter in a cool, dry place away from direct sunlight and extreme temperatures when not in use.

9. TROUBLESHOOTING

- **Device not charging:**
 - Ensure both the D-Tap and USB-C connections are secure.
 - Verify that the D-Tap power source (e.g., V-mount battery) has sufficient charge.
 - Check if the USB-C device is compatible with the adapter's charging specifications.
 - If attempting to charge a D-Tap battery via USB-C, confirm that the D-Tap battery itself supports charging through its D-Tap port.
- **Adapter feels warm:**
 - It is normal for the adapter to become slightly warm during operation, especially during high-power charging. If it becomes excessively hot, disconnect it immediately and contact support.
- **No indicator lights:**
 - The Moman PD65 adapter does not include built-in indicator lights. Confirm operation by checking the charging status on your connected device or D-Tap battery.

10. WARRANTY AND SUPPORT



Moman products are designed for reliability and performance. For specific warranty details, please refer to the warranty card included with your purchase or visit the official Moman website. For technical support or inquiries, please contact Moman customer service through their official channels.

Moman Official Website: www.moman.co



Related Documents - PD65

	<p>MOMAN Power 210 V-Mount Battery User Manual</p> <p>User manual for the MOMAN Power 210 V-mount Li-ion rechargeable battery. Includes features, charging and discharging instructions, specifications, and troubleshooting.</p>
	<p>MOMAN Power 140 Rechargeable V-Mount Battery User Manual</p> <p>User guide for the MOMAN Power 140 rechargeable Li-ion V-mount battery. Learn about its features, charging, discharging, specifications, and care instructions.</p>
	<p>Moman Power 99 V-Mount Battery User Manual</p> <p>User manual for the Moman Power 99 V-Mount battery, detailing its features, specifications, charging, and discharge instructions for professional camera equipment. Includes warnings, disclaimer, and warranty information.</p>
	<p>MOMAN C2 Wireless Lavalier Microphone System User Manual</p> <p>User manual for the MOMAN C2 Wireless Lavalier Microphone System, detailing setup, operations, and specifications for the 2.4GHz wireless system.</p>

	<p>MOMAN CP1(A)/(C) Wireless Phone Microphone User Manual</p> <p>User manual for MOMAN CP1(A) and CP1(C) wireless phone microphones, detailing product introduction, operation, specifications, and care instructions for optimal performance.</p>
	<p>MOMAN CP1 Wireless Phone Microphone User Manual</p> <p>Comprehensive user manual for the MOMAN CP1 Wireless Phone Microphone, covering product care, introduction, package contents, indicator lights, operation instructions for TX transmitter and RX receiver, and detailed technical specifications.</p>