

1MORE Q10

1MORE Q10 Wireless Ear Buds User Manual

Model: Q10 | Brand: 1MORE

INTRODUCTION

Thank you for choosing the 1MORE Q10 Wireless Ear Buds. This manual provides detailed instructions on how to set up, operate, maintain, and troubleshoot your new earbuds. Please read this manual thoroughly before use to ensure optimal performance and longevity of your device.



Image: The 1MORE Q10 Wireless Ear Buds, light blue in color, are shown resting inside their matching charging case. The case is open, revealing both earbuds.

PACKAGE CONTENTS

The 1MORE Q10 Wireless Ear Buds package typically includes the following items:

- 1MORE Q10 Wireless Ear Buds (Left and Right)

- Charging Case
- User Manual
- (Note: Charging cable and customized app are not included.)




Image: Front view of the 1MORE Q10 Wireless Ear Buds product box, displaying the product name and an image of the earbuds.

1MORE 1MORE TWS Q10 \ 万魔TWS耳机

Name: Wireless Earphones
Model: Q10-
Earbuds Charging Time: 1.5hour
Case Charging Time: 2hours
Playtime: Earbuds Fully Charged: 7.5hours;
Case and Earbuds Fully Charged: 26hours
Speaker Impedance: 32 Ω
Bluetooth Range: 10m
Bluetooth Version: Bluetooth®5.3
Earbuds Input: 5V=0.05A(single earphone)
Charging case Output: 5V=0.2A
Charging case Input: 5V=1A
Working Temperature: 0 °C ~ 45 °C
Frequency Band: 2.400GHz ~ 2.4835GHz
Bluetooth Protocol: HFP / A2DP / AVRCP
The specifications are acquired from laboratory tested data.

产品名称:无线耳机
型号: Q10-
耳机充电时长:1.5小时
充电盒充电时长:2小时
播放时长:单耳机:7.5小时;
播放时长:26小时
喇叭阻抗:32Ω
通讯距离:10米 标准条件下
蓝牙规格:Bluetooth®5.3
耳机输入:5V=0.05A(单耳)
充电盒输出:5V=0.2A
充电盒输入:5V=1A
工作温度:0 °C ~ 45 °C
频率范围:2.400GHz ~ 2.4835GHz
蓝牙协议:HFP / A2DP / AVRCP
规格参数为实验室测试数据。

* The playback time, tested under the laboratory condition of AAC format and 50% volume, may vary with different device setting, environments, usage and other factors.

* 播放时长为AAC格式,50%音量条件下的实验室测试数据。该设备设置、环境、使用情况及诸多其他因素可能有所差异。

注意:内含锂电池,禁止拆解、撞击、挤压或投入火中,若出现鼓胀,请勿使用,请勿置于高温环境中,电池浸水后禁止使用。



TinLab



Manufacturer: Tinlab Corporation
Address: No. 3333, Liuxian Avenue, Tower A,
35th Floor, Tangliang City, Nanshan District,
Shenzhen, China
Product information can be found at
www.1more.com

制造商:万魔声学股份有限公司
地址:深圳市南山区留仙大道 3333 号建朗城 A 座 35 楼
服务热线:400-992-0909
Made in China



FCC ID: 2ASDI-Q10

IC: 24662-Q10

1MORE TWS Q10
万魔TWS耳机 Q10

Color: Blue
颜色: 蓝色



Q10/0006616



UPC:190380001299



693303720974

执行标准:GB 4943.1-2022

Manufacturing Date: 24 06

生产时间: 24 06

合格证书编号

Qualification Certificate

Image: Back view of the 1MORE Q10 Wireless Ear Buds product box, showing detailed specifications and regulatory information.

Initial Charging

Before first use, ensure both the earbuds and the charging case are fully charged. Place the earbuds into the charging case. Connect the charging case to a power source using a compatible USB-C cable (not included). The indicator light on the case will show charging status.

Pairing with a Device

1. Open the charging case. The earbuds will automatically enter pairing mode.
2. On your device (smartphone, tablet, laptop), enable Bluetooth.
3. Search for "1MORE Q10" in the list of available Bluetooth devices.
4. Select "1MORE Q10" to connect. Once connected, a voice prompt will confirm successful pairing.

The 1MORE Q10 features Bluetooth 5.3 technology for stable and instant pairing.

One-step Instant Pairing

Bluetooth 5.3

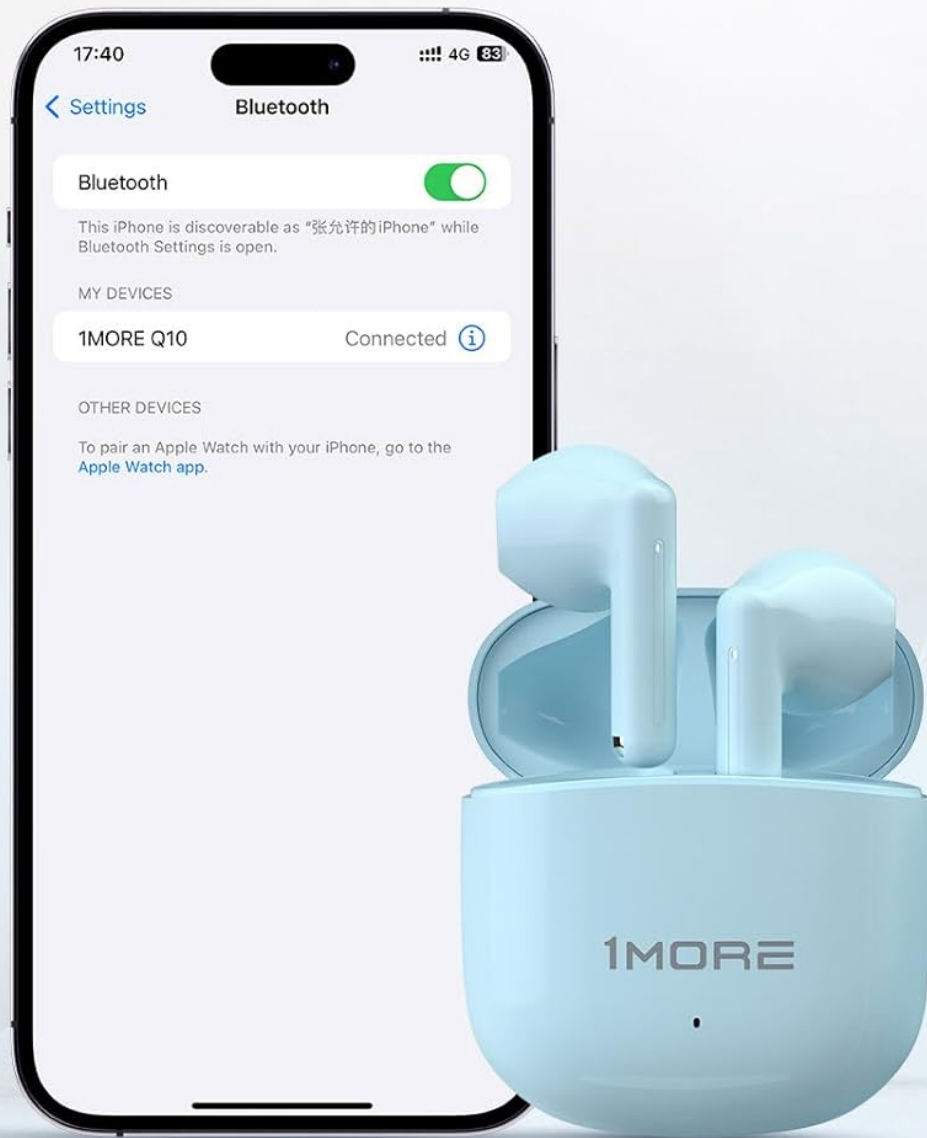


Image: A smartphone screen displaying the Bluetooth settings, showing "1MORE Q10" as a connected device, alongside the earbuds in their open charging case, illustrating the one-step instant pairing process.

Wearing the Earbuds

Gently insert the earbuds into your ears. The half-in-ear design is engineered for a comfortable and secure fit, reducing ear pressure.

Comfortable and Fit

Engineered for a snug fit in ear canals



Image: A person wearing the 1MORE Q10 earbuds, demonstrating their comfortable and secure fit in the ear.

Touch Controls

The 1MORE Q10 earbuds feature intuitive touch controls on each earbud. Refer to the diagram below for specific functions:

- Double Tap (Left or Right): Play/Pause music.
- Double Tap (Left or Right): Answer/End calls.
- Triple Tap (Left): Previous song.
- Triple Tap (Right): Next song.
- Press and Hold for 2 seconds (Left or Right): Reject calls.

Smart Touch Control

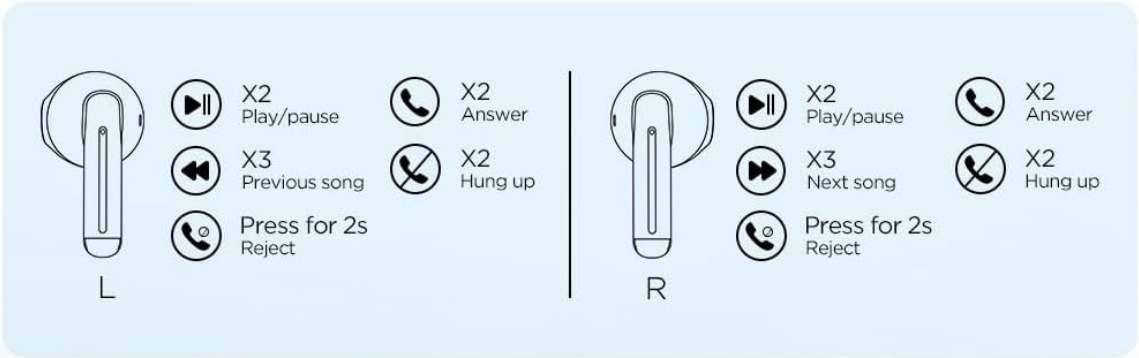


Image: A diagram illustrating the touch control functions for both the left and right 1MORE Q10 earbuds, showing actions like play/pause, answering calls, and track navigation.

Gaming Mode

To enable low-latency Gaming Mode for perfect audio-visual synchronization, refer to the specific instructions in the full user manual or product app (if available). This mode enhances your immersive gaming experience.

MAINTENANCE

Cleaning

Regularly clean the earbuds and charging case with a soft, dry, lint-free cloth. Do not use abrasive cleaners or solvents. Ensure no moisture enters the charging port or speaker grilles.

Water Resistance

The 1MORE Q10 earbuds have an IPX4 waterproof rating, providing protection against splashes and sweat. This makes them suitable for workouts and outdoor activities. **Note: The charging case is not waterproof.**

IPX4 Waterproof Rating

Wearing-ready protection



Image: The 1MORE Q10 earbuds are depicted with water droplets, visually representing their IPX4 waterproof rating and resistance to splashes.

Storage

When not in use, store the earbuds in their charging case to protect them and keep them charged. Store in a cool, dry place away from extreme temperatures.

TROUBLESHOOTING

Problem	Possible Solution
Earbuds not pairing	Ensure earbuds are charged. Turn off and on Bluetooth on your device. Forget "1MORE Q10" from your device's Bluetooth list and re-pair.
No sound from one earbud	Place both earbuds back into the charging case, close the lid, wait a few seconds, then open and try again. Check device audio settings.
Low volume	Adjust volume on both your device and the earbuds (if applicable via touch controls).
Charging issues	Ensure the charging cable and power source are working. Clean the charging contacts on both earbuds and case.
Call clarity issues	Ensure microphones are not obstructed. Move to an area with less ambient noise.

SPECIFICATIONS

Feature	Detail
Model Name	Q10
Connectivity Technology	Wireless (Bluetooth 5.3)
Audio Driver Size	13 mm Dynamic Driver
Battery Life (Single Earbud)	Up to 7.5 hours
Total Playtime (with Charging Case)	Up to 26 hours
Water Resistance Rating	IPX4 (Earbuds only)
Weight (Single Earbud)	3.2g
Microphones	Dual Mics for clear calls
Control Type	Touch Control
Frequency Range	20 Hz - 20,000 Hz
Impedance	32 Ohm

26Hrs | **7.5Hrs**
With Charging Case | **Single Earbud**



Image: An illustration highlighting the battery life of the 1MORE Q10 earbuds, showing 26 hours with the charging case and 7.5 hours for a single earbud.

Feather-Light Fit

3.2g Single earbud



3.2g

Image: An illustration emphasizing the feather-light fit of a single 1MORE Q10 earbud, indicating its 3.2g weight.

13mm Dynamic Driver

Well-balanced sound



Image: A close-up view of the 13mm dynamic driver, highlighting its design for well-balanced sound in the 1MORE Q10 earbuds.

WARRANTY AND SUPPORT



For warranty information and customer support, please refer to the official 1MORE website or contact the retailer from whom you purchased the product. The product includes a user manual for detailed guidance.

For returns or specific purchase-related inquiries, please contact Amazon customer service, as the product is fulfilled by Amazon.

Included Components: User Manual





Related Documents

	<p>1MORE Fit SE S30 Open Ear Wireless Bluetooth Headphones User Manual</p> <p>User manual and specifications for the 1MORE Fit SE S30 Open Ear Wireless Bluetooth Headphones (Model EF606). Features include Bluetooth 5.3, 30-hour battery life, clear calls, and detailed operational instructions.</p>
	



[1MORE Stylish True Wireless In-Ear Headphones User Guide](#)

A comprehensive user guide for the 1MORE Stylish True Wireless In-Ear Headphones (Model E1026BT), covering setup, pairing, controls, charging, and troubleshooting for an optimal audio experience.

	<p>1MORE iBFree Sport Bluetooth In-Ear Headphones - E1018BT User Manual & Guide</p> <p>Comprehensive user manual and guide for the 1MORE iBFree Sport E1018BT Bluetooth in-ear headphones. Learn about pairing, controls, safety, warranty, and troubleshooting.</p>
	<p>1MORE SonoFlow SE Wireless Over-Ear Headphones HQ31 User Guide</p> <p>Comprehensive user guide for the 1MORE SonoFlow SE wireless over-ear headphones (Model HQ31), covering setup, controls, features, specifications, safety information, warranty, and FAQs.</p>

Documents - 1MORE – Q10



[\[pdf\]](#) Test Report SAR Rating

User RF Exposure Evaluation Tiinlab Corporation Q10 2ASDI 2ASDIQ10 q10

Report No.: BL-SZ2430738-701 TEST REPORT Applicant: Address: Equipment Type: Model Name: Brand Nam ... an Avenue, Tower A, 35th Floor, Tanglang City, Nanshan District, Shenzhen, China Wireless Earphones **Q10**- 1MORE 2ASDI-**Q10** 47 CFR Part 2.1093 refer to section 3.1 Mar. 12, 2024 Mar. 23, 2024 - Mar. 27...

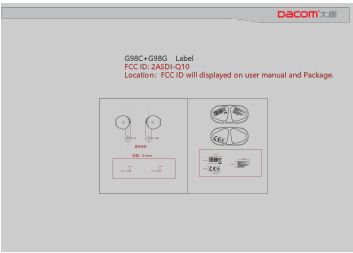
lang:en **score:18** filesize: 715.04 K page_count: 9 document date: 2024-04-23



[1MORE Q10 True Wireless Headphones User Manual | Setup, Features, and Support](#)

Get the most out of your 1MORE Q10 True Wireless Headphones with this comprehensive user manual. Learn about pairing, touch controls, specifications, troubleshooting, and support.

lang:en **score:17** filesize: 8.1 M page_count: 1 document date: 2024-04-03



[\[pdf\]](#) User Manual Label

1more g98c g98g dacom Label and Location Tiinlab Corporation Q10 Wireless Earphones 2ASDI 2ASDIQ10 q10

G98C G98G Label FCC ID: 2ASDI-**Q10** LocationFCC ID will displayed on user manual and Package. 1.38mm 2.0mm 1.12mm 2.0mm 7.0mm 14.8mm 5.5mm 12.43mm 6.7mm 14.1mm G98C G98G 6.4mm 12.7mm 2.3mm ...

lang:en **score:16** filesize: 2.22 M page_count: 2 document date: 2024-04-28



[\[pdf\]](#) User Manual

G98 Q10 Administrator USER Manual1MORE True Wireless Kopfhörer Tauchen Sie ein in Ihre Musik! EU 1MOREManual 1MORE Headphones Q10cdn shopify s files 1 0821 8171 8315 Manual v 1717058032 |||

...

lang:en score:15 filesize: 8.1 M page_count: 1 document date: 2024-04-03



[\[pdf\]](#) Test Report

DELL Test Report Tiinlab Corporation Q10 Wireless Earphones 2ASDI 2ASDIQ10 q10

Report No.: BL-SZ2430738-601 TEST REPORT Applicant: Address: Equipment Type: Model Name: Brand Nam ... an Avenue, Tower A, 35th Floor, Tanglang City, Nanshan District, Shenzhen, China Wireless Earphones **Q10**- 1MORE 2ASDI-**Q10** 24662-**Q10** 47 CFR Part 15 Subpart C RSS-Gen Issue 5 RSS-247 Issue 3 refer to se...

lang:en score:13 filesize: 3.38 M page_count: 69 document date: 2024-04-22



[\[pdf\]](#) Test Report

DELL Test Report Tiinlab Corporation Q10 2ASDI 2ASDIQ10 q10

Report No.: BL-SZ2430738-602 TEST REPORT Applicant: Address: Equipment Type: Model Name: Brand Nam ... an Avenue, Tower A, 35th Floor, Tanglang City, Nanshan District, Shenzhen, China Wireless Earphones **Q10**- 1MORE 2ASDI-**Q10** 24662-**Q10** 47 CFR Part 15 Subpart C RSS-Gen Issue 5 RSS-247 Issue 3 refer to se...

lang:en score:13 filesize: 2.79 M page_count: 71 document date: 2024-04-22