

## KOORUI BKM01

# KOORUI Wireless Keyboard and Mouse Combo (Model BKM01) User Manual

Comprehensive instructions for setup, operation, and maintenance.

## PRODUCT OVERVIEW

The KOORUI Wireless Keyboard and Mouse Combo (Model BKM01) provides a versatile input solution for various computing environments. This combo supports both 2.4G wireless and Bluetooth connectivity, offering flexibility and ease of use. The keyboard features a full-size layout with multimedia shortcut keys, while the mouse offers adjustable DPI settings and an ergonomic design.



Image: The KOORUI Wireless Keyboard and Mouse Combo, featuring a black full-size keyboard, a black optical mouse, and a small USB receiver.

## PACKAGE CONTENTS

- One Wireless Keyboard
- One Wireless Mouse

- One 2.4G USB Receiver (located in the back of the mouse)
- One Type-C Charging Cable
- One User Manual

## SETUP INSTRUCTIONS

---

### 1. Locate the USB Receiver

The 2-in-1 USB receiver for both the keyboard and mouse is stored in a compartment on the underside of the mouse. Gently pull it out.

### 2. Connect to Your Device (2.4G Wireless Mode)

1. Insert the 2.4G USB receiver into an available USB port on your computer (PC, laptop, etc.).
2. Turn on the keyboard and mouse using their respective ON/OFF switches.
3. The devices should automatically connect to your computer. No additional software or drivers are required for 2.4G mode.

### 3. Connect to Your Device (Bluetooth Mode)

The keyboard and mouse support Bluetooth connectivity for two separate devices (BT1 and BT2). To pair:

1. Turn on the keyboard/mouse.
2. Press the BT1 or BT2 button on the keyboard/mouse to select the desired Bluetooth channel. The corresponding indicator light will blink.
3. On your computer or device, enable Bluetooth and search for new devices.
4. Select "KOORUI Keyboard" or "KOORUI Mouse" from the list of available devices to pair.
5. Once paired, the indicator light will stop blinking and remain solid.



Image: Close-up view of the keyboard and mouse, highlighting the ON/OFF switch, NUM, CAPS, and POWER indicators on the keyboard, the 2-in-1 USB receiver slot under the mouse, and the mouse's 300mAh battery compartment, along with forward and backward buttons.

## OPERATING INSTRUCTIONS

### Power On/Off

- Locate the ON/OFF switch on the top right of the keyboard and on the underside of the mouse.
- Slide the switch to 'ON' to power on the device, and to 'OFF' to power it down.

### Multimedia Keys and Shortcut Functions

The keyboard features F1-F12 shortcut keys for enhanced productivity. To activate these functions, press the **Fn** key simultaneously with the desired F-key.

- **Fn+F1:** Mute
- **Fn+F2:** Volume Down
- **Fn+F3:** Volume Up
- **Fn+F4:** Previous Track

- **Fn+F5:** Play/Pause
- **Fn+F6:** Next Track
- **Fn+F7:** Brightness Decrease
- **Fn+F8:** Brightness Increase
- **Fn+F9:** Select All
- **Fn+F10:** Copy
- **Fn+F11:** Cut
- **Fn+F12:** Screenshot (Only supports Windows system)

The keyboard also includes dedicated buttons for 2.4G connection, BT1, BT2, Home Page, and a power switch.

# 12 Shortcut Functions

## Fn+F12 (Screenshot) Only Apply to Win System

<b>FN+F1</b> Mute	<b>FN+F2</b> Volume Down	<b>FN+F3</b> Volume Up	<b>FN+F4</b> Previous Track	<b>FN+F5</b> Play/Pause	<b>FN+F6</b> Next Track	<b>FN+F7</b> Brightness Decrease	<b>FN+F8</b> Brightness Increase	<b>FN+F9</b> Select All
<b>FN+F10</b> Copy	<b>FN+F11</b> Paste	<b>FN+F12</b> Cut	Search Function	2.4G Button	BT1 Button	BT2 Button	Home Page	Schalter

Image: The KOORUI keyboard and mouse, illustrating the 12 shortcut functions (Fn+F1 to Fn+F12) and their corresponding actions, along with dedicated buttons for 2.4G, BT1, BT2, Home, and Power.

## Mouse DPI Adjustment

The mouse offers 5 adjustable DPI settings to suit your preference for cursor speed and precision. The available DPI options are 800, 1200, 1600, 2000, and 2400 DPI. Press the DPI adjustment button (located near the scroll wheel) to cycle through these settings.

## Automatic Energy Saving

To conserve battery power, both the keyboard and mouse will enter sleep mode after 10 minutes of inactivity. To wake them up, simply press any key on the keyboard or move/click the mouse. The sleep mode duration cannot be adjusted.

## Rechargeable Battery

The keyboard and mouse feature built-in rechargeable lithium batteries. A full charge takes approximately 3-4 hours and provides up to one month of battery life under typical usage conditions.

## MAINTENANCE

### Waterproof and Dustproof Design

The keyboard is designed to be spill-proof, offering protection against accidental liquid spills. Its flat keys also facilitate easy cleaning of the spaces between keys.



# Waterproof keyboard

Spill-Proof

Satisfy Multi System Requirements

Windows7/8/10/11/Vista    Mac OS    Linux

Image: A close-up of the KOORUI keyboard with water droplets on its surface, illustrating its waterproof and dustproof design. The image also indicates multi-system compatibility with Windows, Mac OS, and Linux.

## Cleaning

To clean the keyboard and mouse, use a soft, damp cloth. Avoid using harsh chemicals or abrasive materials that could damage the surfaces. Ensure the devices are powered off before cleaning.

## TROUBLESHOOTING

- **Cannot find the wireless receiver:** The 2-in-1 USB receiver is located under the back of the mouse. Gently pull it out.
- **Short battery life:** Ensure the devices are fully charged (3-4 hours). Battery life is approximately one month per charge.
- **Mouse responsiveness issues:** Check the DPI setting. The mouse has 5 adjustable DPI options (800/1200/1600/2000/2400DPI). Adjust as needed.
- **Multimedia keys not working on Mac:** Fn+F1-F11 multifunctional keys support both Mac and Windows systems. However, Fn+F12 (screenshot) only supports the Windows system.
- **Devices enter sleep mode too quickly:** The keyboard and mouse enter sleep mode after 10 minutes of inactivity. This time cannot be changed. Press any key on the keyboard or move/click the mouse to wake them up.
- **Other issues:** If you encounter other problems, please contact the KOORUI support team for assistance.

## SPECIFICATIONS

Model Number	BKM01
Package Dimensions	17.17 x 8.74 x 1.85 inches
Item Weight	1.65 pounds
Batteries	2 Lithium Ion batteries required (included)
Connectivity Technology	2.4 GHz, Bluetooth, Radio Frequency
Special Features	Ergonomic, Lightweight, Long Battery Life, Portable, Rechargeable
Compatible Devices	Laptop, Personal Computer



# Full-sized Keyboard



1.2 inch  
(3cm)



**8° Tilt**

0.83 inch  
(2.1cm)



**Natural Tilt**

Image: Detailed dimensions of the KOORUI full-sized keyboard (17 inches wide, 5.5 inches deep) and mouse (2.6 inches wide, 4.3 inches long, 1.5 inches high), also showing the 8-degree tilt and natural tilt options for the keyboard.

## PRODUCT VIDEO







Your browser does not support the video tag.

Video: An official product video from Konitor showcasing the KOORUI wireless keyboard and mouse combo (Model BKM01), highlighting its features such as 2.4G Hz and Bluetooth wireless connectivity, ergonomic design, rechargeable battery, smooth and quiet keystrokes, adjustable DPI, and waterproof design.

## WARRANTY AND SUPPORT

KOORUI provides a one-year warranty for this product. For any questions or issues, please contact the KOORUI support team for professional assistance.

Related Documents - BKM01

	<p><a href="#">KOORUI BKM01/BKM01-1 Wireless Keyboard and Mouse Combo User Manual</a></p> <p>Comprehensive user manual for the KOORUI BKM01 and BKM01-1 wireless keyboard and mouse combo, detailing connection guides for 2.4G and Bluetooth modes, features, and troubleshooting.</p>
	<p><a href="#">KOORUI Wireless Keyboard and Mouse Combo BK0104 &amp; BM0104 Setup and Troubleshooting Guide</a></p> <p>This guide provides setup instructions, features, and troubleshooting solutions for the KOORUI BK0104 Wireless Keyboard and BM0104 Wireless Mouse combo. Learn how to connect your devices, utilize multimedia keys, and resolve common connection or sleep mode issues.</p>
	<p><a href="#">KOORUI Monitor User Manual: Setup, Features, and Troubleshooting</a></p> <p>Comprehensive user manual for KOORUI monitors, covering setup, button functions, troubleshooting common issues, OSD menu options, eye health suggestions, and safety instructions. Learn how to optimize your viewing experience with KOORUI.</p>
	<p><a href="#">Koorui 27E3QK Monitor Felhasználói Kézikönyv</a></p> <p>Ez a Koorui 27E3QK monitor felhasználói kézikönyve, amely részletes útmutatást nyújt a termék beállításához, használatához, hibaelhárításához és biztonsági előírásaihoz. Tartalmazza az OSD menü funkcióit, VESA szerelési információkat és garanciális feltételeket.</p>
	<p><a href="#">KOORUI Monitor User Manual - Setup, Features, and Safety</a></p> <p>Official user manual for the KOORUI Monitor, detailing product features, OSD menu functions, troubleshooting tips, safety guidelines, and regulatory compliance information.</p>
	<p><a href="#">KOORUI Monitor User Manual</a></p> <p>This user manual provides comprehensive instructions for setting up and using the KOORUI monitor, including product parameters, safety precautions, installation guides, OSD functions, and troubleshooting tips.</p>



# Test Report

Product: Wireless multi-mode mouse

Trade Mark: Koorui

Model Number: BKM01-1

FCC ID: 2BDET-BKM01-1

## Prepared for

HONG KONG KOY TECHNOLOGY TRADING COMPANY LIMITED  
HONG KONG WAN CHAI FLAT 1512, 15/F, LUCKY CENTRE NO.165-171  
WAN CHAI ROAD, HONG KONG, China

## Prepared by

Shenzhen HongBiao Certification & Testing Co., Ltd.  
Room 102, 201, Building 2, Yuanwanggu RFID Industrial Park, Tongguan  
Road, Tianshi Community, Nanshan Street, Guangming District, Shenzhen,  
China  
Tel.: +86-755-2968 8211 Fax: +86-755-2968 5110  
Website: <http://www.sz-hongbiao.com>

## [pdf] Test Report

EN55022 24 report leon chen test Report HONG KONG KOY TECHNOLOGY TRADING COMPANY LIMITED BKM01 1 Wireless multi mode mouse 2BDET 2BDETBKM011 bkm01

- Page 1 of 43 - Report No.: HB20231031005E-02 Test Report Product: Wireless multi-mode mouse Trade Mark: Koorui Model Number: **BKM01**-1 FCC ID: 2BDET-**BKM01**-1 Prepared for HONG KONG KOY TECHNOLOGY TRADING COMPANY LIMITED HONG KONG WAN CHAI FLAT 1512, 15/F. LUCKY CENTRE NO.165-171 WAN CHAI ROAD, HON...

lang:tl score:27 filesize: 2.2 M page\_count: 43 document date: 2023-11-24