



[Manuals.plus](#) /

› [KAVVO](#) /

› KAVVO Macaron Smartwatch User Manual

## KAVVO Q1A

# KAVVO Macaron 36mm Round Stylish Watch User Manual

Model: Q1A | Brand: KAVVO

## INTRODUCTION

The KAVVO Macaron Smartwatch is a minimalist style wearable designed for comfort, functionality, and personal expression. Featuring a vibrant AMOLED Retina screen and a lightweight design, it offers comprehensive health monitoring, fitness tracking, and smart notification capabilities. This manual provides essential information for setting up, operating, and maintaining your KAVVO Macaron Smartwatch.



Image: The KAVVO Macaron 36mm Round Stylish Watch in Mystic Black, showcasing its sleek design and magnetic silicone strap.

## WHAT'S IN THE BOX

---

Upon opening your KAVVO Macaron Smartwatch package, you will find the following items:

- KAVVO MACARON Smart Watch Body
- KAVVO PUP-U Silicone Magnetic Suction Strap
- Charging Cable
- User guide

Your browser does not support the video tag.

Video: An unboxing demonstration of the KAVVO Macaron Smartwatch, showing the contents of the package including the watch body, magnetic strap, charging cable, and user guide.

## SETUP

---

### 1. Charging the Device

Before initial use, fully charge your KAVVO Macaron Smartwatch. Connect the provided charging cable to the charging port on the back of the watch and plug the USB end into a compatible power source. The watch features a 130 Milliamp Hours Lithium Ion battery.

### 2. App Installation and Pairing

To unlock the full potential of your smartwatch, download the companion app. Scan the QR code provided in the user guide or search for "KAVVO Connect" on the App Store (iOS) or Google Play (Android). Once installed, open the app and follow the on-screen instructions to pair your watch via Bluetooth. Ensure Bluetooth is enabled on your smartphone.

### 3. Attaching the Strap

The KAVVO PUP-U Silicone Magnetic Suction Band is designed for easy attachment. Align the strap with the watch body's lugs and allow the magnetic mechanism to secure it in place. The strap is comfortable and offers a delicate, skin-friendly feel, weighing only 21g (0.74oz).

KAVVO

Macaron

## Challenging the Limit




Image: A KAVVO Macaron Smartwatch in pink, illustrating its compact 36mm size and lightweight design, emphasizing comfort for the wearer.

## OPERATING YOUR SMARTWATCH

### Display and Navigation

The KAVVO Macaron features a waterproof BOE 1.106" AMOLED Retina Screen with an always-on display function. It offers high brightness and a sunglasses reading mode for clear visibility in various outdoor conditions. The 2.5D graphic engine ensures a silky smooth touch experience, even supporting wet hand touch control.


# BOE 1.106 AMOLED RETINA SCREEN



**100000:1**  
Contrast



High  
Brightness  
Model



All direction  
viewing



Sunglass  
Readability

**60HZ**

Frame Rate

**16.7M**  
Color(24bit)



**AOD**

Always on  
Display

Waterproof  
Function



**KAVVO**

KAVVO T-boxing cover glass



Wake up  
by touch



Image: A detailed diagram showcasing the BOE 1.106" AMOLED Retina Screen, highlighting features like 100000:1 contrast, 16.7M colors, Always-on Display (AOD), High Brightness Mode (HBM), 60Hz frame rate, all-direction viewing, wet touch support, and sunglasses readability.

## Customizable Dials

Personalize your smartwatch with over 300 dynamic watch faces or upload your own photo. Navigate through the options by swiping on the touchscreen or using the physical crown.



Image: A KAVVO Macaron Smartwatch displayed amidst colorful macarons, representing the wide variety of customizable watch faces available.

### **Health Monitoring & Fitness Tracking**

The KAVVO Macaron offers 24/7 health monitoring and fitness tracking. It can monitor and track your heart rate and blood oxygen levels. For women, it includes a dedicated feature to record and observe menstrual periods. Additional health features include stress detection, sedentary alerts, and drinking water alerts.

Choose from over 100 sports modes to accurately count steps, monitor calories burned, distance, and duration. The watch supports various activities from running and swimming to yoga and hiking.

# EXCLUSIVELY FOR WOMEN



Image: Three KAVVO Macaron smartwatches in pink, light blue, and green, illustrating the "Exclusively for Women" features like physiological period tracking, alongside other smart tools such as stress detection, relaxation exercises, hydration reminders, and sedentary reminders.

## Bluetooth Calls & Smart Notifications

Answer calls directly from your wrist. Receive instant alerts for texts, emails, and social media apps (WhatsApp, Facebook, Instagram, Twitter). To enable these features, ensure call/SMS notifications are activated within the companion app and keep the app running in the background for uninterrupted alerts. Note: Text replies are not supported.

## Other Smart Tools

The watch includes various useful tools such as Find Phone, Remote Photo, Flashlight, Alarm Clock, Decompression Mini Game, Calculator, and Timer.

## MAINTENANCE

### Water Resistance

The KAVVO Macaron Smartwatch has a 5ATM waterproof rating, meaning it can withstand pressures equivalent to a depth of 50 meters. This makes it suitable for swimming, showering, and daily activities without worry. However, it is not recommended for diving or high-pressure water activities.

## Cleaning and Care

To maintain your watch's appearance and functionality, regularly wipe the screen and strap with a soft, damp cloth. Avoid using harsh chemicals or abrasive materials. Ensure the charging contacts are clean and dry before charging.

## Battery Life

The watch offers a typical battery life of up to 7 days on standby, powered by KAVVO's latest Osicle 1.0G platform. Actual battery life may vary based on usage and settings.

## TROUBLESHOOTING

---

If you encounter issues with your KAVVO Macaron Smartwatch, try the following common troubleshooting steps:

- **Watch not turning on:** Ensure the watch is fully charged. Connect it to the charger for at least 30 minutes.
- **Cannot pair with phone:** Make sure Bluetooth is enabled on your phone and the watch. Restart both devices and try pairing again. Ensure the KAVVO Connect app is updated.
- **Notifications not appearing:** Check app permissions on your phone to ensure the KAVVO Connect app has access to notifications. Keep the app running in the background.
- **Inaccurate health data:** Ensure the watch is worn snugly on your wrist, not too tight or too loose. Clean the sensor on the back of the watch.
- **Screen unresponsive:** Try restarting the watch. If the issue persists, ensure the screen is clean and dry.

For more detailed troubleshooting or persistent issues, please refer to the full user guide or contact KAVVO customer support.


## SPECIFICATIONS

Feature	Detail
Model Number	Q1A
Screen Size	1.106" AMOLED Retina Screen
Weight	0.74 oz (21g)
Battery Capacity	130 Milliamp Hours (Lithium Ion)
Standby Time	Up to 7 days
Water Resistance	5ATM
Connectivity	Bluetooth
Memory Storage	256 MB
Operating System	Android (compatible with Apple and Android phones)
Supported Languages	28 languages

# THE NEW GERNARATION osicle® 1.0G AI PLATFORM

## SIFLI SF32LB551

- Dual ARM STAR-MC1 Processors
- Industry's Top-performance 2.5D Graphics Engine
- AI Neural Network Accelerator
- Bluetooth Low Energy 5.2
- Longer Battery Life (Typical 5 Days of Use)



## 256M Large Memory

- Supports 28 International Languages
- Built-in a Variety of Personalized Dials
- NFC Access Control
- Supports Apple/Android/Hongmeng Phones

## Sports & Health

- 100+ AI Sports Modes
- Steps • Calories
- Sleep Records
- Exercise Records
- Heart Rate
- Blood Oxygen



Image: An illustration detailing the SIFLI SF32LB551 processor, highlighting its dual ARM STAR-MC1 processors, 2.5D graphics engine, AI Neural Network Accelerator, Bluetooth Low Energy 5.2, longer battery life, 256MB large memory, 28 international languages support, NFC Access Control, and compatibility with Apple/Android/Hongmeng phones, along with sports and health tracking capabilities.

## WARRANTY AND SUPPORT

KAVVO products are designed with quality and durability in mind. For information regarding warranty coverage, returns, or technical support, please refer to the warranty card included in your product packaging or visit the official KAVVO website. You can also contact KAVVO customer service through the contact information provided in the app or on the product's retail page.