

Manuals.plus /

› Yakry /

› 2-Kids Baby Car Camera for Seat: 6.9 Inch Ultrawide Display with Two Cameras Rear Facing - USB Powered Backseat Camera HD 1080P Easy to Install black

Yakry Y13

2-Kids Baby Car Camera for Seat Instruction Manual

Model: Y13

INTRODUCTION

The Yakry 2-Kids Baby Car Camera System is designed to provide parents with a clear and continuous view of their children in the backseat while driving. Featuring a 6.9-inch ultrawide display and two HD 1080P cameras, this system allows simultaneous monitoring of two children. Its eye-safe night vision ensures visibility in low light conditions without disturbing your baby. The system is easy to install and offers flexible mounting options, making it a valuable tool for safe family travel.



The Yakry 2-Kids Baby Car Camera System provides an ideal companion for monitoring two children, ensuring safe driving with its dual-channel 6.9-inch ultrawide display and eye-care night vision.

PACKAGE CONTENTS

Please verify that all items listed below are included in your package:

- 1 x 6.9 Inch Monitor
- 2 x Baby Car Camera
- 1 x Monitor Bracket
- 1 x Lighter Adapter
- 1 x USB Power Cord
- 1 x Video Cable
- 4 x Straps
- 1 x User Manual

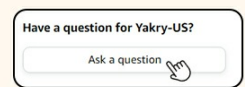
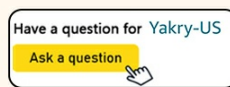


For after-sales service issues, please feel free to contact us.

24 hours support

24 months replacement

How to contact sellers on Amazon?



All components of the Yakry 2-Kids Baby Car Camera System are shown, including the monitor, two cameras, mounting bracket, power adapters, cables, and straps.

SETUP AND INSTALLATION

The Yakry Baby Car Camera System is designed for quick and easy installation, typically taking less than 5 minutes.

Installation Steps:

1. **Attach Camera:** Secure each baby car camera to the front or rear headrest using the provided elastic bands with Velcro. Ensure the camera is firmly attached and positioned to capture the desired view of your child.
2. **Connect Cables:** Connect the camera cables to the dash-mounted car baby monitor. Ensure all connections are secure.
3. **Power On:** Power the system by plugging it into your vehicle's cigarette lighter or via a USB power cable. The monitor will automatically turn on.



The installation process is straightforward: attach cameras to headrests, connect cables to the monitor, and power on the system.

Monitor Mounting Options:

The monitor comes with a versatile suction cup bracket that allows for flexible placement without obstructing your view.

- **Windshield Mount:** Attach the suction cup to your vehicle's windshield for an elevated view.
- **Dashboard Mount:** Secure the suction cup to a flat, clean surface on your dashboard.

The bracket offers 360° rotation, allowing you to adjust the monitor to your preferred viewing angle.



A Lucky Gift for Parent

Birthday, Christmas Day, Thanksgiving Day
Mother's Day and Baby Shower

The monitor can be mounted on the dashboard or windshield, with a 360° rotating bracket for optimal viewing.

OPERATING INSTRUCTIONS

Dual Camera and Ultrawide Display:

The system features a 6.9-inch ultrawide display that shows live feeds from both cameras simultaneously in a split-screen view. This allows you to monitor two children without needing to switch views.

Designed for 2-baby families



Dual Channel



6.9 Inch Ultrawide



Plug and Play



Eye-Care
Night Vision



The 6.9-inch ultrawide display provides a clear, simultaneous view from both cameras.

The 24:9 aspect ratio ensures crisp, undistorted AHD images, providing a wider field of view compared to smaller screens.



The 6.9-inch ultrawide display offers a superior, undistorted view compared to smaller screens.

Vivid AHD 1080P Image:

The monitor features a high-quality IPS screen with genuine AHD 1080P resolution, delivering clearer and more vibrant full-color images. This technology minimizes glare and provides an enhanced viewing angle.

The Best Choice for Three-row Vehicles

16.4ft *2 cables to meet your needs

(If you need a 23ft cable or longer, please contact us to get it.)



Experience superior clarity with AHD 1080P image output, allowing you to see more details.

Infant Eye-Safe No-Light Night Vision:

Equipped with the latest 940nm technology, the cameras provide clear night vision without emitting visible infrared light, ensuring no glare or disturbance to your baby's eyes. This prevents potential harm and discomfort often associated with traditional infrared cameras.

Suitable for variety of scenarios

Observation of newborn babies
/twins/pets, etc.



The 940nm IR Night Vision provides clear visibility in the dark without disturbing your baby's eyes.


Brightness Auto Adjustment:

The monitor features automatic brightness adjustment to adapt to varying light conditions, ensuring optimal visibility throughout the day and night. You can also manually adjust the brightness to Low, Medium, or High settings.

Brightness Auto Adjustment



Medium



Low



High

Adjust the monitor brightness to suit ambient light conditions for clear viewing.

Switchable Mirror/Normal Image Mode:

The baby back seat camera supports both mirror and normal image modes. This allows you to easily switch the display based on your child's position in the car seat (e.g., forward-facing or rear-facing) for the most intuitive view.

Package Overview



Baby car monitor



Baby car camera*2



Bracket



Strap*4



Lighter adapter



USB adapter cable



Video Cable



Manual

Easily switch between mirror and normal image modes depending on your child's car seat orientation.

360° Rotating Camera:

Each camera can be rotated 360°, allowing you to adjust the angle for the optimal view of your child, regardless of their position or the car seat type. This wide-angle view (150°) can monitor up to three babies in the backseat at once.

This system is suitable for various vehicle types, including cars, vans, pickups, trucks, and SUVs with three rows of seats.

Suitable for use in

Guardian for Little Ones



Pet Travel Mate



RV Interior Monitor



The system is compatible with a wide range of vehicles, powered via cigarette lighter or USB.

MAINTENANCE

- **Cleaning:** Use a soft, dry cloth to clean the monitor screen and camera lenses. Avoid using abrasive cleaners or solvents that could damage the surfaces.
- **Cable Management:** Ensure all cables are neatly tucked away and not interfering with vehicle operation or passenger movement. Use the provided straps if necessary.
- **Storage:** If storing the system for an extended period, disconnect it from power and store it in a cool, dry place away from direct sunlight.

TROUBLESHOOTING

Problem	Possible Cause	Solution
No image on screen	Power cable not connected Camera cable loose Faulty power source	Ensure power cable is securely plugged into cigarette lighter or USB port. Check connections between cameras and monitor. Test power source with another device.
Image is blurry or distorted	Camera lens dirty Camera not focused (if applicable) Poor connection	Clean camera lens with a soft cloth. Ensure camera is securely mounted and not vibrating. Check cable connections.
Night vision not working	Insufficient ambient light for night vision activation Camera malfunction	Ensure vehicle interior is dark enough for night vision to engage. Contact customer support if issue persists.

If you encounter issues not listed here, please refer to the warranty and support section for assistance.

SPECIFICATIONS

- **Brand:** Yakry
- **Model Number:** Y13
- **Screen Size:** 6.9 Inches
- **Display Technology:** LCD, IPS
- **Video Capture Resolution:** 1080p AHD
- **Lens Type:** Wide Angle
- **Real Angle of View:** 150 Degrees
- **Special Features:** 6.9" UltraWide Display, Adjustable, Dual Camera, Infant Eye-Safe No-Light Night Vision (940nm), 360° Rotation, USB/Cigarette Lighter Power
- **Connectivity:** USB
- **Voltage:** 5 Volts
- **Product Dimensions:** 8 x 6 x 4 inches (packaging), 7.7"L x 5.3"W x 3.4"H (product)
- **Item Weight:** 1.83 pounds
- **Color:** Black

WARRANTY AND SUPPORT

Yakry offers a **2-Year Warranty** and a **30-day money-back guarantee** for the 2-Kids Baby Car Camera System. Lifetime technical support is also provided.

For any product issues or technical assistance, please contact the seller, **Yakry-US**, directly through Amazon. You

can typically find the "Ask a question" or "Contact Seller" option on the product page or in your order history.