

## SANOTO Y30

# SANOTO Y30 Open Ear Bluetooth 5.3 Wireless Sport Earbuds Instruction Manual

Model: Y30

## 1. INTRODUCTION

Thank you for choosing the SANOTO Y30 Open Ear Bluetooth 5.3 Wireless Sport Earbuds. These earbuds are designed to provide a comfortable listening experience while maintaining awareness of your surroundings. Featuring directional sound transmission, IPX6 water resistance, and intuitive touch controls, they are ideal for various activities including work, sports, and exercise.

## 2. PACKAGE CONTENTS

Please check the package to ensure all items are present:

- SANOTO Y30 Open Ear Bluetooth Earbuds x 1
- Charging Case x 1
- USB Charging Cable x 1
- Instruction Manual x 1



Image: The SANOTO Y30 Open Ear Bluetooth Earbuds shown with their charging case.

### 3. SETUP

#### 3.1 Charging the Earbuds and Case

Before first use, fully charge the earbuds and charging case. Connect the provided USB charging cable to the

charging port on the case and a power source. The indicator lights on the case will show the charging status.

- **Charging Time:** Approximately 1.5 hours for a full charge.
- **Battery Life:** Up to 6 hours of playtime per earbud, and up to 30 hours total with the charging case.



Image: Visual representation of the earbuds' battery life and charging time.

### 3.2 Pairing with a Device

1. Ensure the earbuds are charged.
2. Open the charging case. The earbuds will automatically enter pairing mode, indicated by a flashing light.
3. On your device (smartphone, tablet, laptop), enable Bluetooth and search for available devices.
4. Select "SANOTO Y30" from the list of devices.
5. Once connected, the earbud indicator lights will stop flashing.

The earbuds use Bluetooth 5.3 technology for a fast and stable connection.

## 4. OPERATING INSTRUCTIONS

### 4.1 Wearing the Earbuds

The SANOTO Y30 earbuds feature an ergonomic earhook design for a secure and comfortable fit. Gently place the earhook over your ear, ensuring the speaker is positioned correctly near your ear canal for optimal sound transmission without blocking your ear.




Image: A person wearing the SANOTO Y30 earbuds, highlighting the open-ear design and ergonomic fit.

### 4.2 Touch Controls

The earbuds are equipped with multi-functional touch buttons for easy control of music, calls, and voice assistant.

The touch area is located on the outer surface of each earbud.

Function	Action	Earbud
Power On	Tap x3	Either side
Shutdown	Tap x5	Either side
Play/Pause	Tap x1	Either side
Previous Song	Tap x2	Left earbud
Next Song	Tap x2	Right earbud
Volume Up	Tap x3	Left earbud
Volume Down	Tap x3	Right earbud
Answer/Hang Up Call	Tap x1	Either side
Reject Call	Tap x2	Either side
Voice Assistant	Tap x2	Either side

# Easy Control



Image: A diagram illustrating the touch control functions for the SANOTO Y30 earbuds.

## 5. MAINTENANCE

### 5.1 Cleaning

Regularly clean your earbuds and charging case to ensure optimal performance and hygiene. Use a soft, dry, lint-free cloth. Do not use abrasive cleaners, alcohol, or chemical solvents.

### 5.2 Water Resistance (IPX6)

The SANOTO Y30 earbuds are IPX6 water-resistant, meaning they are protected against high-pressure water jets from any direction. This makes them suitable for sports and outdoor use, including protection against sweat and rain. **Note:** The charging case is not water-resistant. Do not submerge the earbuds or expose them to saltwater or other liquids.



# IPX6 Water Resistance

Ideal for Sports and Outdoor Use



Image: The SANOTO Y30 earbuds with water droplets, demonstrating their IPX6 water resistance.

## 5.3 Storage

When not in use, store the earbuds in their charging case to protect them from dust and damage. Store in a cool, dry place away from extreme temperatures.

## 6. TROUBLESHOOTING

If you encounter any issues with your SANOTO Y30 earbuds, please refer to the following common solutions:

- **Earbuds not pairing:**
  - Ensure both earbuds are charged.
  - Turn off Bluetooth on your device and turn it back on.

- Delete "SANOTO Y30" from your device's Bluetooth list and try pairing again.
- Place earbuds back in the case, close it, wait a few seconds, then open to re-enter pairing mode.
- **No sound or intermittent sound:**
  - Check the volume level on both your device and the earbuds.
  - Ensure the earbuds are within the Bluetooth range of your device (typically 10 meters/33 feet).
  - Try reconnecting the earbuds to your device.
- **Earbuds not charging:**
  - Ensure the charging cable is securely connected to both the case and the power source.
  - Check if the charging port is clean and free of debris.
  - Try using a different USB charging cable or power adapter.
- **Microphone issues:**
  - Ensure the microphone is not obstructed.
  - Check your device's settings to ensure the earbuds are selected as the input device for calls.
  - The earbuds feature dual-mic noise cancellation for clearer calls.

## 7. SPECIFICATIONS

Feature	Detail
Model Number	Y30
Wireless Technology	Bluetooth 5.3
Driver Size	14.2 mm
Water Resistance	IPX6 (Earbuds only)
Earbud Playtime	Up to 6 hours
Total Playtime (with case)	Up to 30 hours
Charging Time	Approx. 1.5 hours
Control Type	Touch Control
Microphone	Built-in, with dual-mic noise cancellation
Frequency Range	20 Hz - 20 kHz
Impedance	14.2 ohms
Compatible Devices	Smartphones, tablets, laptops, smartwatches
Material	Acrylonitrile Butadiene Styrene (ABS)

## 8. WARRANTY AND SUPPORT

The SANOTO Y30 Open Ear Bluetooth Earbuds come with a **2-year manufacturer's warranty**. This warranty covers defects in materials and workmanship under normal use.



For technical support, warranty claims, or further assistance, please contact SANOTO customer service through the retailer where you purchased the product or visit the official SANOTO website. Please have your proof of



purchase and product model number (Y30) ready when contacting support.

*Note: Information regarding spare parts availability and software updates is not available at this time.*

Related Documents

	<p><a href="#">SANOTO DG06-8 Wireless Bone Conduction Headphones User Manual</a></p> <p>User guide for SANOTO DG06-8 bone conduction headphones, detailing button functions, specifications, and usage instructions for wireless sports audio.</p>
	<p><a href="#">Y30 Car Camera: Quick Start Guide and Features</a></p> <p>Comprehensive yet concise instructions for the Y30 car camera, detailing functional settings, video playback, and device components. This guide is optimized for English readers and covers multiple languages.</p>