

manuals.plus /

› [GOBOULT](#) /

› [GOBOULT W20 Truly Wireless Earbuds User Manual](#)

GOBOULT W20

GOBOULT W20 Truly Wireless Earbuds User Manual

Model: W20 Space Black

1. PRODUCT OVERVIEW

The GOBOULT W20 Truly Wireless Earbuds offer a high-quality audio experience with advanced features such as Zen™ ENC Mic for clear calls, 45ms low latency for gaming, and 13mm bass drivers for rich sound. Designed for convenience, they provide up to 40 hours of playtime with the charging case and support Type-C fast charging. The earbuds are also IPX5 water-resistant, making them suitable for various activities.



Image: GOBOULT W20 Truly Wireless Earbuds in their Space Black charging case. The earbuds are visible inside the open case, showcasing their sleek design.

2. SETUP

2.1. Charging the Earbuds and Case

Before first use, fully charge the GOBOULT W20 earbuds and their charging case. Connect the provided Type-C charging cable to the charging port on the case and a compatible USB power source. The LED indicators on the case will show the charging status. A 10-minute charge provides approximately 120 minutes of playtime.

BOULT is now

 GOBOULT

40H of playtime

Lightning Charge

10 = 120
mins charge mins playtime

Type C 
Fast charging



Image: The GOBOULT W20 charging case, in Space Black, connected to a Type-C charging cable. The image highlights the fast charging capability, indicating 10 minutes of charge yields 120 minutes of playtime.

2.2. Pairing with Your Device

1. Ensure the earbuds are charged.
2. Open the charging case. The earbuds will automatically enter pairing mode, indicated by flashing LED lights.
3. On your device (smartphone, tablet, laptop), enable Bluetooth.
4. Search for available Bluetooth devices and select "GOBOULT W20" from the list.
5. Once connected, the earbuds' LED indicators will stop flashing, and you will hear a confirmation tone.

The GOBOULT W20 utilizes Bluetooth 5.3 for stable and efficient pairing, featuring 'Blink & Pair' technology for quick connections.

BOULT is now

GOBOULT



Stable connectivity
with BT 5.3

Looooooooonger
battery life

Blink & Pair™
tech for fast pair



Bluetooth 5.3

Swift pairing. Snap connect.

Image: GOBOULT W20 earbuds and their open charging case positioned next to a smartphone screen displaying 'Bluetooth 5.3'. This illustrates the stable connectivity and quick pairing feature.

3. OPERATING INSTRUCTIONS

3.1. Touch Controls

The GOBOULT W20 earbuds feature intuitive touch controls for managing audio playback, calls, and voice assistants.

Touch Control Functions

Action	Function
Single Tap	Play/Pause Music, Answer/End Call
Double Tap (Right Earbud)	Next Track
Double Tap (Left Earbud)	Previous Track

Action	Function
Triple Tap (Right Earbud)	Volume Up
Triple Tap (Left Earbud)	Volume Down
Long Press (2 seconds)	Activate Voice Assistant (Google Assistant/Siri)
Four Taps	Toggle Game/Music Mode



Image: A visual guide to the touch controls on the GOBOULT W20 earbuds, showing gestures for play/pause, next/back track, volume control, game/music mode, voice assistant, and call management.

3.2. Call Quality with Zen™ ENC Mic

The Zen™ Environmental Noise Cancellation (ENC) Mic technology reduces background noise during calls, ensuring clear voice transmission even in noisy environments.

BOULT is now



GOBOULT



HD Call
Clarity

Zen™ mode
ENC

peaceful calling, activated

Image: A detailed view of a GOBOULT W20 earbud, highlighting the internal components and the Zen™ ENC Mic technology for HD call clarity and peaceful calling.

3.3. Low Latency Gaming Mode

Activate the 45ms ultra-low latency mode for a synchronized audio-visual experience, particularly beneficial for gaming. This minimizes audio delay, providing a competitive advantage.

BOULT is now



GOBOULT

45ms ultra-low latency

Game on lag gone



Four taps
to activate

Image: GOBOULT W20 earbuds placed in front of a computer screen displaying a game, with a game controller nearby. This visual emphasizes the 45ms ultra-low latency feature for an enhanced gaming experience.

3.4. Voice Assistant Activation

Long press the touch sensor on either earbud to activate your device's voice assistant (Google Assistant or Siri). You can then issue commands verbally.

BOULT is now

GOBOULT

AI Voice Assistant

Long press
to activate
voice assistance

*"whats the weather
like today?"*

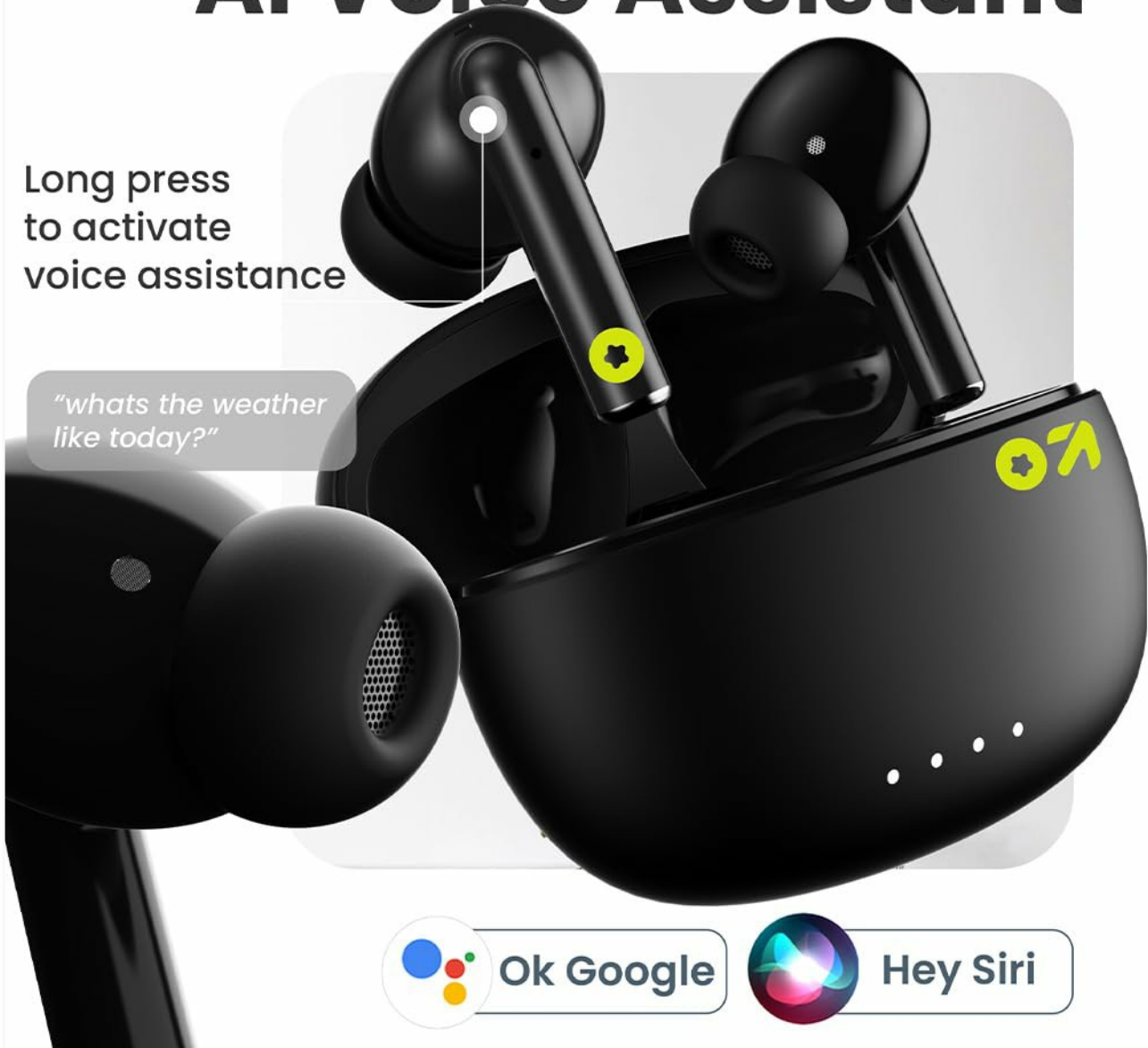


Image: GOBOULT W20 earbuds in their charging case, with icons for Google Assistant and Siri, demonstrating the voice assistant activation feature via a long press on the earbud.

4. MAINTENANCE

4.1. Water Resistance (IPX5)

The GOBOULT W20 earbuds are rated IPX5 water-resistant, meaning they can withstand sweat and light splashes of water. They are not designed for submersion in water. Avoid exposing them to heavy rain or showering.

BOULT is now



GOBOULT

Water Resistance

Soak in sound



IPX5 water
resistant

sweatproof, rainproof
splashproof

Image: GOBOULT W20 earbuds and their charging case on a wet surface with water droplets, illustrating their IPX5 water-resistant, sweatproof, rainproof, and splashproof capabilities.

4.2. Cleaning

To maintain optimal performance and hygiene, regularly clean your earbuds. Use a soft, dry, lint-free cloth to wipe the earbuds and charging case. For ear tips, you may gently remove them and clean with a mild soap solution, then rinse and dry thoroughly before reattaching. Avoid using abrasive materials or harsh chemicals.

5. TROUBLESHOOTING

If you encounter issues with your GOBOULT W20 earbuds, refer to the following common solutions:

- **No Sound/Connectivity Issues:**

- Ensure both earbuds are charged.
- Verify Bluetooth is enabled on your device and the earbuds are selected.
- Try unpairing and re-pairing the earbuds with your device.

- Restart your device.
- Ensure no other devices are actively connected to the earbuds.

- **Earbuds Not Charging:**

- Check if the charging cable is securely connected to both the case and the power source.
- Ensure the charging case itself has power.
- Clean the charging contacts on both the earbuds and inside the case with a dry cotton swab.
- Try a different Type-C charging cable and power adapter.

- **One Earbud Not Working:**

- Place both earbuds back into the charging case, close the lid, wait a few seconds, then open it again.
- Ensure both earbuds are charged.
- Perform a factory reset (refer to manufacturer's specific instructions if available, or try holding the touch sensors for an extended period while in the case).

- **Poor Call Quality:**

- Ensure the Zen™ ENC Mic is not obstructed.
- Move to a quieter environment if possible.
- Check your device's network signal strength.

6. SPECIFICATIONS

Feature	Detail
Model Name	W20 (Airbass Earbuds)
Connectivity Technology	Bluetooth 5.3, Wireless
Bluetooth Range	10 Metres
Audio Driver Size	13 Millimetres
Impedance	16 Ohm
Frequency Response	20-20000 Hz
Sensitivity	97 dB
Noise Control	Passive Noise Cancellation, Zen™ ENC Mic
Audio Latency	45 Milliseconds
Battery Life (Earbuds)	Up to 35 Hours (total with case)
Carrying Case Battery Life	Up to 40 Hours (total playtime)
Charging Time	90 Minutes (for full charge)
Charging Port	Type-C Fast Charging Jack
Water Resistance Level	IPX5 (Water Resistant, Sweatproof, Rainproof, Splashproof)
Control Type	Touch Control, Volume Control, Call Control, Voice Assistant (Google Assistant, Siri)

Feature	Detail
Material	Plastic
Item Weight	52.6 Grams
Product Dimensions	4.7 x 8.8 x 9.9 cm
Included Components	Extra Pair of Eartips
Country of Origin	India

7. WARRANTY AND SUPPORT

7.1. Manufacturer's Warranty




The GOBOULT W20 Truly Wireless Earbuds come with a **1 Year Manufacturer's Warranty** from the date of purchase. Please retain your proof of purchase for warranty claims.

7.2. Manufacturer and Importer Information

Manufacturer: Boulton, B-67 Wazirpur Industrial Area, New Delhi 110052, India
Packer & Importer: Exotic Mile Pvt. Ltd., B67 Wazirpur Industrial Area, New Delhi 110052, India

For further assistance or support, please refer to the contact information provided with your product packaging or visit the official GOBOULT support website.

Related Documents - W20

	<p>W20 Portable Charger Wireless Power Bank User Manual</p> <p>User manual for the W20 Portable Charger Wireless Power Bank, detailing its features, specifications, charging methods, troubleshooting, safety information, and warranty.</p>
	<p>GOBOULT W45 AirBass Earbuds User Manual Wireless Bluetooth Headset Guide</p> <p>Comprehensive user manual for GOBOULT W45 AirBass Earbuds. Learn about features, pairing, touch controls, reset procedures, and maintenance for your wireless Bluetooth headset.</p>
	<p>Boulton Audio W20 TWS Earbuds User Manual</p> <p>Comprehensive user manual for the Boulton Audio W20 TWS Bluetooth headset, covering product specifications, usage instructions, touch controls, pairing, and maintenance.</p>




[AirBass Earbuds User Manual and Specifications](#)

Comprehensive guide to AirBass Earbuds, covering product specifications, usage instructions, maintenance, and do's and don'ts for high-fidelity acoustics and touch control functionality.



[AirBass Earbuds: User Manual, Specifications, and Features](#)

Comprehensive guide to AirBass Earbuds, detailing product specifications, usage instructions, maintenance tips, high-fidelity acoustics, exquisite design, touch controls, and IPX5 water resistance.



[Lenovo W20 Wireless Transmitter: Instruction Manual and Product Guide](#)

Instruction manual for the Lenovo W20 Wireless Transmitter (model A5M-W20, A5MW20). Learn how to set up, connect, and use the device for wireless screen projection via HDMI and USB-C. Includes product specifications, FCC compliance, and harmful substance information.