

Manuals+

[Q & A](#) | [Deep Search](#) | [Upload](#)

manuals.plus /

- › [SAMSUNG](#) /
- › [SAMSUNG Galaxy S24 5G \(Model S921U\) User Manual](#)

SAMSUNG S921U

SAMSUNG Galaxy S24 5G (Model S921U) User Manual

Comprehensive guide for your SAMSUNG Galaxy S24 5G smartphone.

INTRODUCTION

This manual provides essential information and instructions for using your SAMSUNG Galaxy S24 5G smartphone, model S921U. Please read this guide thoroughly to ensure proper operation and to maximize your device's capabilities. Keep this manual for future reference.



Image: Front and back view of the SAMSUNG Galaxy S24 5G smartphone.

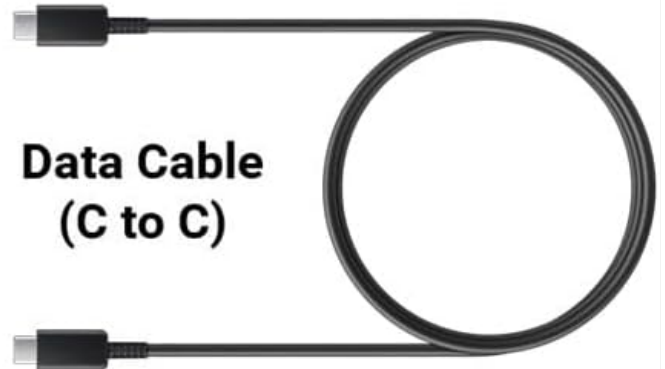
WHAT'S IN THE BOX

Upon opening your product package, verify that all the following items are present:

- SAMSUNG Galaxy S24 5G Smartphone (Model S921U)
- Data Cable (USB-C to USB-C)
- 25W Fast Charging Cube
- SIM Ejection Pin
- Quick Start Guide (may vary by region)

What's in the box

Galaxy S24



**Data Cable
(C to C)**

**25W - Super Fast
Charging Cube**



SIM Pin



Image: The SAMSUNG Galaxy S24 5G phone, a USB-C to USB-C data cable, a 25W fast charging cube, and a SIM ejection pin, illustrating the contents of the product box.

SETUP GUIDE

1. SIM Card Installation

1. Locate the SIM card tray on the side of your device.
2. Insert the provided SIM ejection pin into the small hole on the tray to open it.
3. Place your Nano-SIM card into the tray with the gold contacts facing down.
4. Gently push the tray back into the device until it clicks into place.
5. Your device also supports eSIM functionality. Refer to your carrier for eSIM activation instructions.

2. Initial Power On

- Press and hold the Side key (Power button) until the SAMSUNG logo appears.

- Follow the on-screen prompts to complete the initial setup, including language selection, Wi-Fi connection, Google account setup, and data transfer (if applicable).

3. Charging the Device

- Connect the USB-C cable to the charging port at the bottom of the phone.
- Connect the other end of the cable to the 25W Fast Charging Cube, then plug the cube into a power outlet.
- The device supports fast charging. Ensure you use the provided charger for optimal charging speed.

OPERATING INSTRUCTIONS

Basic Navigation

- **Touchscreen Gestures:** Tap, double-tap, swipe, pinch-to-zoom are standard gestures for interacting with the display.
- **Home Screen:** Access apps, widgets, and notifications.
- **Notifications Panel:** Swipe down from the top of the screen to view notifications and quick settings.
- **App Drawer:** Swipe up from the home screen to access all installed applications.

Camera Usage

The Galaxy S24 5G features a versatile camera system for capturing high-quality photos and videos.

- **Rear Camera System:**
 - 50MP Wide-angle Lens (f/1.8)
 - 10MP 3x Optical Zoom Telephoto Lens (f/2.4)
 - 12MP Ultra-Wide Lens (f/2.2)
- **Front Camera:** 12MP Selfie Camera (f/2.2)
- **Features:** 30X Space Zoom, Nightography for enhanced low-light photography.




Image: An illustration detailing the camera specifications of the SAMSUNG Galaxy S24 5G, highlighting the 10MP 3x Optical Zoom Telephoto, 50MP Wide-angle, 12MP Ultra Wide, and 12MP Selfie cameras.

AI Features

The Galaxy S24 5G integrates advanced AI capabilities to enhance user experience.

- **Circle to Search with Google:**

Simply circle an object on your screen to instantly search for information about it using Google. This feature allows for quick identification and information retrieval from images or videos.

Circle it, search it, find it. Just like that.

What's your favorite influencer wearing? Where'd they go on vacation? What's that word mean? Don't try to describe it- use Circle to Search with Google and get the answer in snap. With Galaxy S24, simply circle it on your screen and learn more.

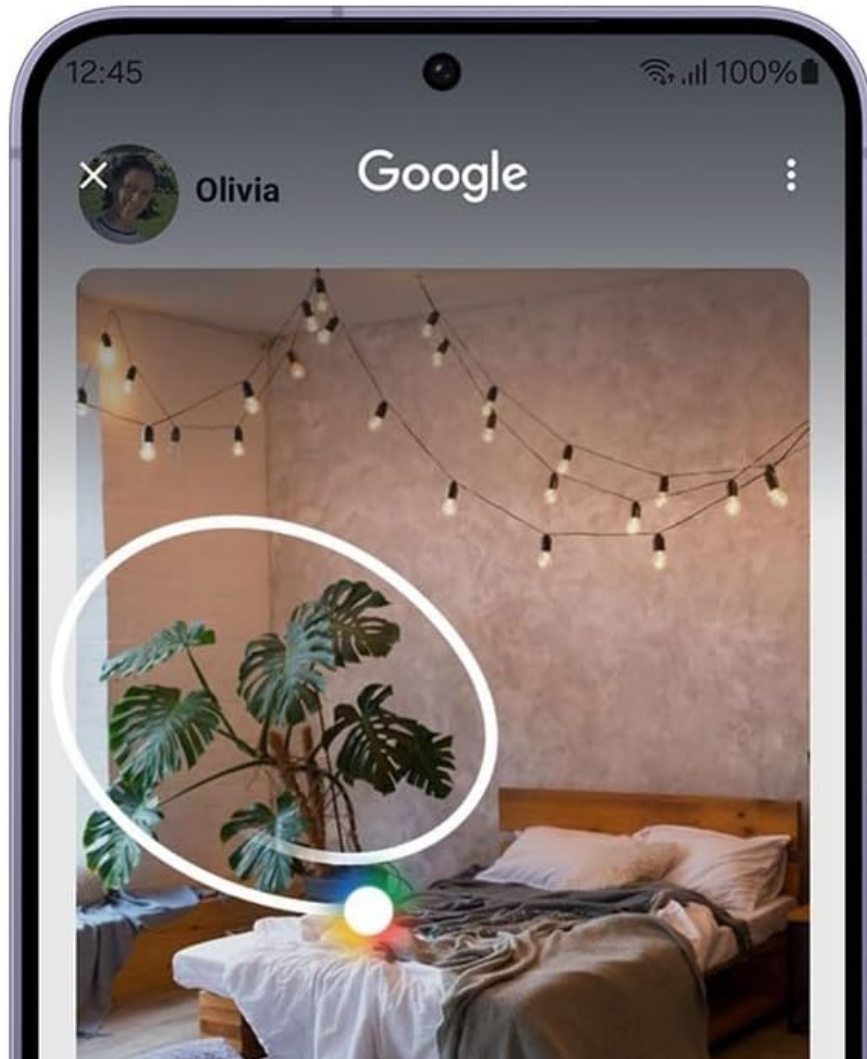


Image: A SAMSUNG Galaxy S24 5G displaying the 'Circle to Search' function, with a circular highlight around a plant on the screen, indicating an active search query.

- **Note Assist:**

This feature helps summarize, format, and translate your notes, organizing them for easier access and management.

- **Generative Edit:**

Enhance your photos by moving or removing objects and filling in empty spaces using AI-powered generative editing tools.




Image: A SAMSUNG Galaxy S24 5G showcasing the 'Generative Edit' function, with on-screen options to 'Erase shadows' or 'Erase reflections' on a scenic photo viewed through an airplane window.

Connectivity

- **Cellular:** Supports 5G, 4G LTE, 3G, and 2G networks. Compatible with most GSM and CDMA carriers.
- **Wi-Fi:** Connect to wireless networks for internet access.
- **Bluetooth:** Pair with compatible devices such as headphones, speakers, or smartwatches.
- **GPS:** Integrated GPS for location services and navigation.

MAINTENANCE

Battery Care

- The device is equipped with a 4000mAh battery. For optimal battery life, avoid extreme temperatures.
- Use only SAMSUNG-approved chargers and cables.
- Avoid fully discharging the battery frequently.

Cleaning Your Device

- Gently wipe the screen and body with a soft, lint-free cloth.
- Avoid using harsh chemicals, abrasive materials, or compressed air.
- Keep the charging port and speaker grilles free of dust and debris.

TROUBLESHOOTING

If you encounter issues with your device, try the following common solutions:

- **Device Not Responding:** Press and hold the Side key and Volume Down button simultaneously for about 7-10 seconds to force restart the device.
- **Network Issues:**
 - Check if Airplane Mode is off.
 - Restart your device.
 - Verify your SIM card is properly inserted.
 - Contact your network carrier to confirm service status.
- **App Crashing/Freezing:**
 - Close and reopen the app.
 - Clear the app's cache and data (Settings > Apps > [App Name] > Storage).
 - Ensure the app is updated to the latest version.
- **Battery Draining Quickly:**
 - Reduce screen brightness.
 - Disable unused features like Wi-Fi, Bluetooth, GPS when not needed.
 - Check battery usage in Settings to identify power-consuming apps.

PRODUCT SPECIFICATIONS

Model Name	SAMSUNG Galaxy S24 5G (S921U)
Display	6.2" Dynamic AMOLED 2X FHD+, 120Hz Adaptive Refresh Rate, 416ppi, 2600nits (Outdoor Peak), 1080x2340px
Processor	Qualcomm SM8650-AC Snapdragon 8 Gen 3 (4nm), Octa-Core, Adreno 750
RAM	8 GB
Storage	128 GB (No SD Card Slot)
Rear Camera	50MP (f/1.8) + 10MP (f/2.4) + 12MP (f/2.2), 30X Space Zoom
Front Camera	12MP (f/2.2)
Battery	4000 mAh
Operating System	Android 14, One UI 6.1

Connectivity	5G, 4G LTE, 3G, 2G, Wi-Fi, Bluetooth, GPS
SIM Type	Nano-SIM and eSIM
Dimensions (Product)	6 x 4 x 2 inches (approximate packaging dimensions)
Item Weight	14.9 ounces (approximate packaging weight)

WARRANTY INFORMATION

Please note that this product is sold as a renewed item and is explicitly stated to have **No Warranty** from the manufacturer. Any warranty or return policy would be subject to the terms provided by the seller at the point of purchase.

CUSTOMER SUPPORT

For further assistance, technical support, or inquiries regarding your SAMSUNG Galaxy S24 5G, please refer to the following:

- **SAMSUNG Official Support:** Visit the official SAMSUNG website for support resources, FAQs, and contact information.
- **Retailer Support:** Contact the retailer from whom you purchased the device for specific return or exchange policies, especially for renewed products.
- **Carrier Support:** For network-related issues, contact your mobile service provider.

