

PZL RC4663801/01BR

PZL RC4663801/01BR Replacement Remote Control for COGECO TV - Instruction Manual

Model: RC4663801/01BR | Brand: PZL

1. INTRODUCTION

This manual provides essential instructions for the setup, operation, and maintenance of your PZL RC4663801/01BR Replacement Remote Control. This remote is specifically designed as a direct replacement for COGECO TV remote controls, offering immediate functionality without the need for complex programming or pairing. Its infrared 3.0 technology ensures a strong signal and fast response for an enhanced user experience.

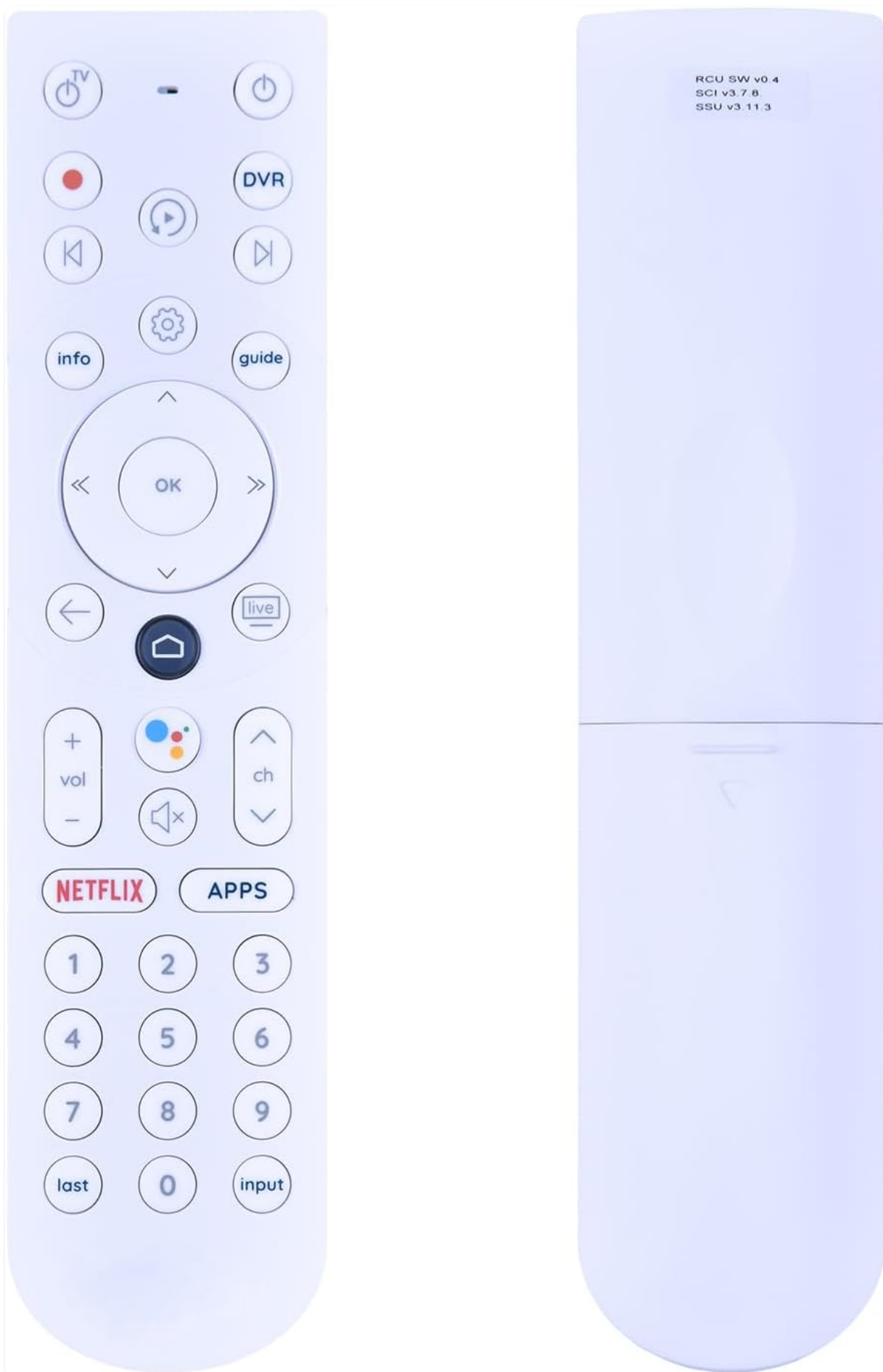


Figure 1: Front and back view of the PZL RC4663801/01BR Replacement Remote Control.

2. PACKAGE CONTENTS

- 1 x PZL RC4663801/01BR Replacement Remote Control

Note: Batteries and additional instructions are not included in the package.

3. SETUP

3.1. Battery Installation

To begin using your remote control, you will need to install two AAA batteries (not included). Follow these steps:

1. Locate the battery compartment cover on the back of the remote control.
2. Slide the cover downwards or press the latch (if present) to open the compartment.
3. Insert two 1.5V AAA batteries, ensuring the positive (+) and negative (-) terminals align correctly with the markings inside the compartment.
4. Replace the battery compartment cover by sliding it back into place until it clicks securely.

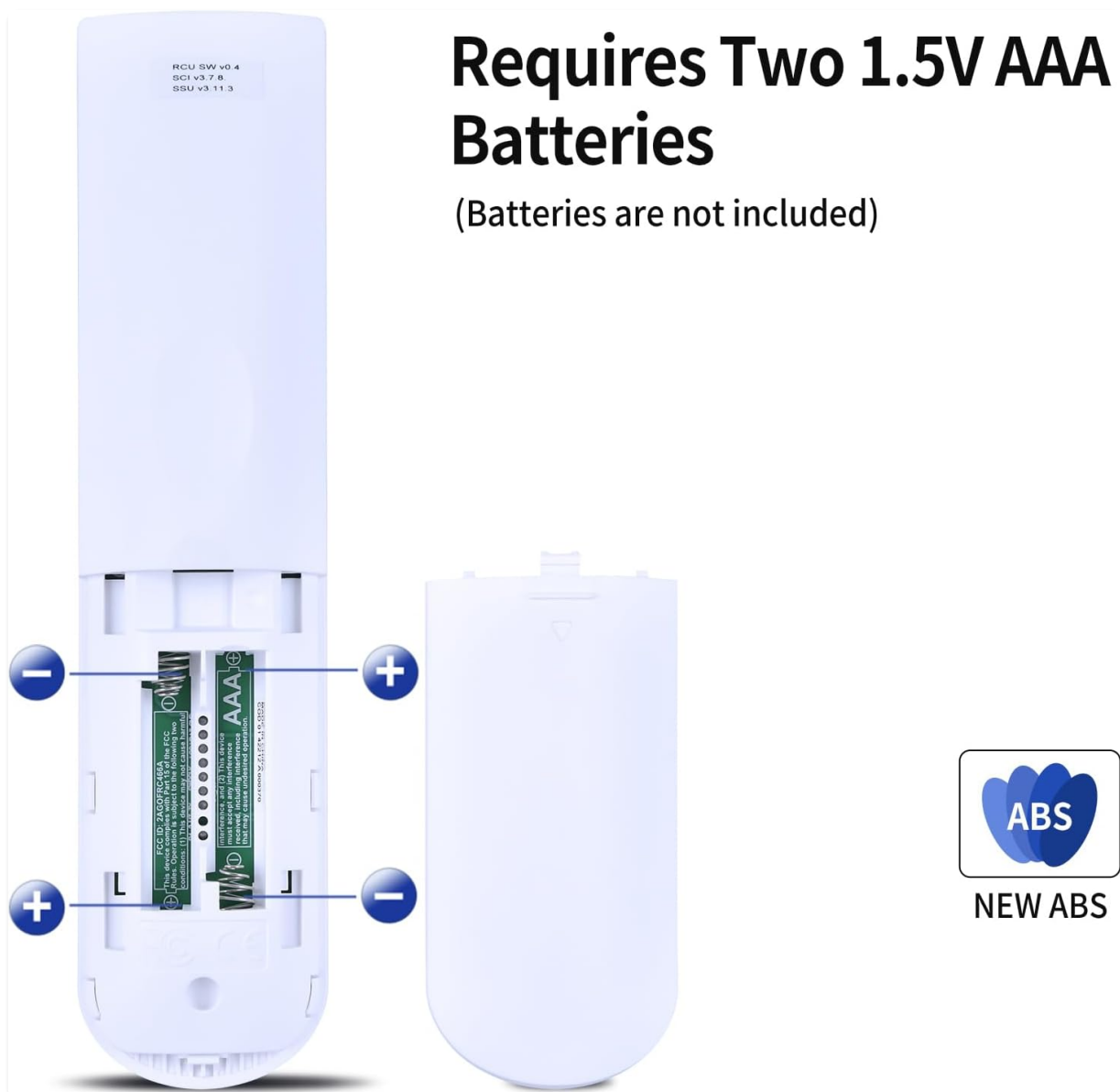


Figure 2: Correct insertion of AAA batteries into the remote control.

3.2. Initial Use

The PZL RC4663801/01BR remote control is designed to work directly with compatible COGECO TVs without any programming or pairing. Once the batteries are correctly installed, the remote is ready for use.

Simply point the remote at your COGECO TV and begin operating it.

Your browser does not support the video tag.

Video 1: Demonstration of the remote control's ease of use and direct functionality with a television.

4. OPERATING INSTRUCTIONS

The remote control features an ergonomic design for comfortable handling and responsive buttons for precise control. It utilizes infrared 3.0 technology, providing a strong signal and effective operation up to 12 meters (40 feet).

4.1. Basic Functions

- **Power Button:** Turns the TV on or off.
- **Volume Up/Down (VOL +/-):** Adjusts the audio volume.
- **Channel Up/Down (CH +/-):** Changes TV channels.
- **Mute Button:** Mutes or unmutes the TV audio.
- **Navigation Buttons (Up, Down, Left, Right):** Used to navigate menus and selections.
- **OK Button:** Confirms selections or enters menus.
- **Back/Exit Buttons:** Returns to the previous screen or exits a menu.
- **Number Pad (0-9):** Directly enters channel numbers.

RC466380101BR Remote Control Replacement for **COGECO**




Figure 3: The PZL RC4663801/01BR remote control in use with a COGECO TV.

4.2. Special Features

- **NETFLIX Button:** Provides direct access to the Netflix application.
- **APPS Button:** Provides direct access to the TV's applications menu.
- **D-Pad Navigation:** The central directional pad allows for intuitive menu navigation.

With Channel Shortcuts Key: Get to your favorite content quickly and easily with preset app buttons for NETFLIX, APPS...




Figure 4: Dedicated shortcut keys for Netflix and other applications.

Long distance precise control

Strongest signal by Infrared technology, further transmission for multi-angle induction. Precisely control far from 10 meters / 33 feet.



Figure 5: The remote control offers precise control over distances up to 12 meters.

5. MAINTENANCE

5.1. Battery Replacement

When the remote control's performance diminishes or it stops responding, it is likely time to replace the batteries. Always replace both AAA batteries simultaneously with new ones to ensure optimal performance. Refer to Section 3.1 for battery installation instructions.

5.2. Cleaning

To clean your remote control, use a soft, dry cloth. Avoid using liquid cleaners, aerosols, or harsh chemicals, as these can damage the remote's surface or internal components.

6. TROUBLESHOOTING

If you encounter issues with your remote control, please refer to the following common troubleshooting steps:

- **Remote not responding:** Ensure the remote is pointed directly at the TV's infrared receiver. Check if the batteries are correctly installed and have sufficient charge. Replace batteries if necessary.

- **Limited range:** Ensure there are no obstructions between the remote control and the TV. Low battery power can also reduce the effective range.
- **Specific buttons not working:** Check for any debris or stickiness around the buttons. If the issue persists after cleaning and battery replacement, contact customer support.

If these steps do not resolve the issue, please refer to the Warranty and Support section for further assistance.

7. SPECIFICATIONS

Feature	Description
Brand	PZL
Model	RC4663801/01BR
Compatible Devices	COGECO Television
Special Features	No Programming Required
Battery Type	2 x 1.5V AAA Batteries (not included)
Connector Type	Infrared (IR)
Material	New ABS Material
Control Distance	Up to 12 meters / 40 feet



Figure 6: Dimensions of the remote control.

8. WARRANTY AND SUPPORT

This product is backed by a standard return policy, allowing for returns or replacements within 31 days of purchase. For any questions regarding your order, product compatibility, or if you require technical assistance, please contact the seller directly. The seller aims to respond to inquiries within 12 hours on weekdays.

For specific model compatibility checks before ordering, it is recommended to contact the seller to ensure the remote meets your requirements.