

[Manuals.plus](#) /

› [TAKSOME](#) /

› TAKSOME IPL Laser Hair Removal Device User Manual

TAKSOME IPL-D19

TAKSOME IPL Laser Hair Removal Device User Manual

Model: IPL-D19

Laser Hair Removal with 5°C Ice Cooling, Painless IPL Laser Hair Removal Device for Women & Men, 999,999 Flashes, 5 Levels, 2 Modes, Permanent At-Home Hair Removal for Face & Body, with 3 in 1 Set

1. INTRODUCTION AND OVERVIEW

The TAKSOME IPL Laser Hair Removal Device is designed to provide a safe, effective, and permanent at-home hair removal solution for both women and men. Utilizing advanced IPL (Intense Pulsed Light) technology with a 600–1200nm wavelength range, this device targets hair at the root to break the growth cycle, leading to visible hair reduction in as little as 3 weeks with consistent use. Its integrated 5°C ice cooling feature ensures a comfortable and painless experience, minimizing discomfort and redness during treatment. With 999,999 flashes, this device offers long-term use for the entire family, providing salon-quality results conveniently at home.



Image: The TAKSOME IPL Hair Removal Device, including its packaging, protective goggles, and a shaver.

2. SAFETY INFORMATION

Before using this product, please read the entire instruction manual carefully and keep it for future reference. Your safety is paramount.

2.1 Important Safety Precautions:

- Always perform a skin safety test before full use to check for adverse reactions.
- Wear the provided protective goggles during operation to shield your eyes from the intense pulsed light.
- Ensure the device is clean and dry before each use.
- Do not use the device on broken skin, open wounds, or areas with skin irritation.
- Keep the device away from water or any liquids.
- Unplug the device when not in use or before cleaning.

2.2 Skin Tone and Hair Color Suitability:

IPL technology works best when there is a clear contrast between hair color and skin tone. It may not be suitable for all hair or skin types. Refer to the chart below to determine if this device is suitable for you.



Image: IPL suitability chart based on skin tone and hair color.

2.3 Unsuitable Conditions:

Do not use the device on areas with:

- Tattoos
- Moles
- Freckles
- Sunburn
- During Pregnancy
- If you have Skin Allergies

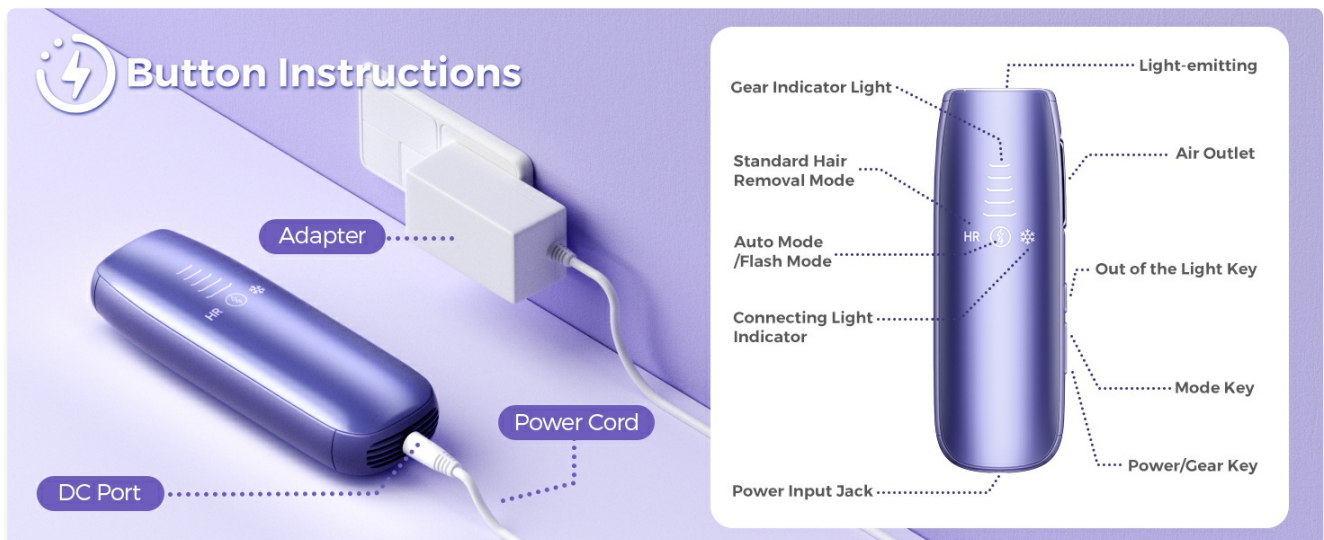


Image: Visual guide to unsuitable conditions for IPL hair removal.

3. PRODUCT COMPONENTS

Your TAKSOME IPL Laser Hair Removal Device package includes the following items:

- TAKSOME IPL Laser Hair Removal Device (Model: IPL-D19)
- Protective Goggles
- Shaver
- Power Adapter and Cord
- User Manual

Product Specificaion



Image: Detailed diagram of the IPL device's components and controls.

4. SETUP

Follow these simple steps to set up your device for first use:

1. **Prepare the Area:** Shave any visible hair from the area you intend to treat. Ensure the skin is clean and dry.
2. **Connect to Power:** Plug the power adapter into the device's power input jack, then plug the adapter into a power outlet.

- Wear Goggles:** Put on the provided protective goggles to shield your eyes from the intense light flashes.
- Power On:** Press and hold the Power/Gear Key to turn on the device.



Image: Step-by-step visual instructions for preparing and starting the IPL device.

5. OPERATING INSTRUCTIONS

5.1 Power Levels and Modes:

The device features 5 adjustable energy levels to suit various skin types and hair thickness. For beginners, it is recommended to start from Level 1 and gradually increase the energy intensity as your skin adapts.



Image: Visual representation of the 5 adjustable energy levels.

Two flash modes offer flexibility for different body areas:

- Auto Mode:** Suitable for larger areas like legs, arms, and back. The device will automatically flash when in full contact with the skin.
- Manual Mode:** Ideal for smaller, more sensitive areas such as the face, armpits, and bikini line. Press the Flash Button for each pulse.

Is the IPL Hair Removal Right for You?



✓ = It's match! ✗ = Try a different hair removal method

Skin Tone \ Body Hair		Skin Tone					
		Lightest	Light	Medium-Light	Medium	Dark	Darkest
White/Grey	Grey	✗	✗	✗	✗	✗	✗
Light Blonde	Light Yellow	✗	✗	✗	✗	✗	✗
Red	Red	✗	✗	✗	✗	✗	✗
Dark Blonde	Light Brown	✓	✓	✓	✓	✗	✗
Brown	Medium Brown	✓	✓	✓	✓	✗	✗
Dark Brown	Dark Brown	✓	✓	✓	✓	✗	✗
Black	Black	✓	✓	✓	✓	✗	✗

Image: Guide to Manual Mode (for small areas) and Auto Mode (for large areas) with estimated treatment times.

5.2 Ice Cooling Feature:

The upgraded 5°C Ice Cooling feature cools the skin down to 5°C during use, significantly easing discomfort and minimizing redness. This ensures a soothing and virtually painless hair removal experience while protecting the skin from irritation.




Image: Illustration of the ICE-Cooling IPL Hair Removal Device, showing the cooling effect.

5.3 How IPL Works:

The device uses advanced IPL technology with a 600–1200nm wavelength range to target hair at the root and break the growth cycle. The light energy is absorbed by the melanin in the hair follicle, which then converts to heat, effectively disabling the follicle and inhibiting future hair growth.

Use Consistently for Lasting Results

Three times a week, the effect is obvious after persistent use

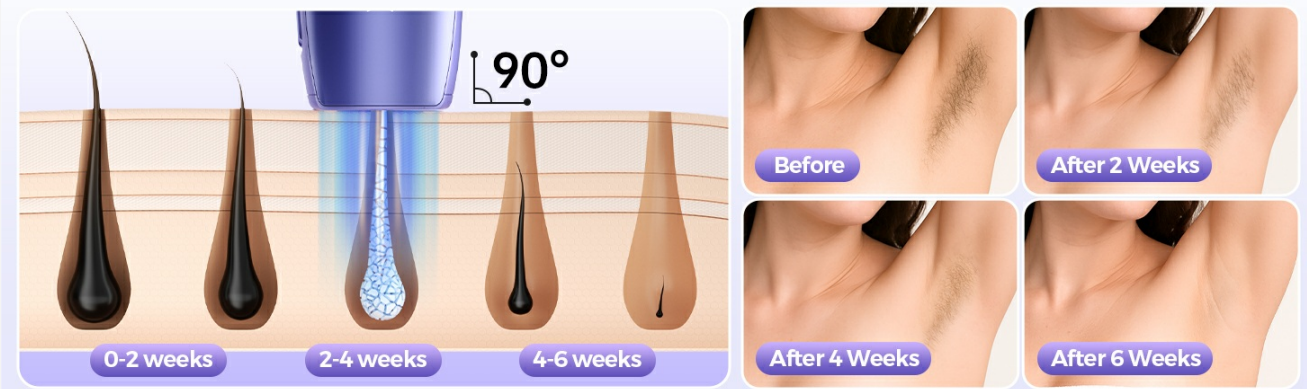


Image: Visual explanation of IPL's mechanism, showing light targeting hair follicles.

5.4 Usage Consistency and Results:

For optimal results, consistent use is key. Visible hair reduction can be observed in just 3 weeks with consistent use three times per week. Over time, it helps slow down hair regrowth and reveals smoother skin. Results may vary based on individual conditions, so patience is essential.



Image: Progression of hair reduction over 0-6 weeks with consistent IPL treatment.

6. MAINTENANCE

To ensure the longevity and optimal performance of your TAKSOME IPL Laser Hair Removal Device, follow these maintenance guidelines:

- **Cleaning:** After each use, ensure the device is unplugged and has cooled down. Gently wipe the light-emitting window and the device body with a soft, dry cloth. Do not use abrasive cleaners or immerse the device in water.
- **Storage:** Store the device in a cool, dry place, away from direct sunlight and moisture. Keep it in its original packaging or a protective case to prevent damage.
- **Inspection:** Periodically inspect the power cord and adapter for any signs of damage. If any damage is found, discontinue use and contact customer support.

7. TROUBLESHOOTING

If you encounter any issues with your device, please refer to the following common troubleshooting tips:

- **Device Not Turning On:**
 - Ensure the power adapter is securely plugged into both the device and a working power outlet.
 - Check if the power outlet is functional by plugging in another appliance.
- **No Flashes:**
 - Ensure the light-emitting window is in full contact with your skin. The device has a built-in safety sensor that prevents flashing if not properly placed.
 - Check the energy level setting. If it's too low, try increasing it.
- **Skin Discomfort/Redness:**
 - Ensure the ice cooling feature is activated.
 - Lower the energy level setting.
 - If discomfort persists, discontinue use and consult a dermatologist.

- **No Visible Results:**

- Ensure you are using the device consistently as recommended (three times per week).
- Verify that your skin tone and hair color are suitable for IPL treatment according to the provided chart.
- Results vary by individual; continued patience and consistent application are necessary.

For further assistance, please contact TAKSOME customer support.

8. SPECIFICATIONS

Model	IPL-D19
Brand	TAKSOME
Flashes	999,999
Energy Levels	5
Modes	2 (Auto & Manual)
Cooling Technology	5°C Ice Cooling
Wavelength Range	600–1200nm
Package Dimensions	9.02 x 8.54 x 2.32 inches
Weight	1.46 Pounds
UPC	673658145616
ASIN	B0D3LP51C8
Manufacturer	TAKSOME

9. WARRANTY AND SUPPORT

TAKSOME is committed to providing excellent customer service and support for your IPL Laser Hair Removal Device.

9.1 Warranty Information:

- **24-Month Warranty:** Your device is covered by a 24-month warranty from the date of purchase.
- **90-Day Refund:** Enjoy a 90-day refund policy if you are not satisfied with your purchase.
- **Free Replacement:** In case of any manufacturing defects or issues covered under warranty, a free replacement will be provided.

9.2 Customer Support:

For any questions, troubleshooting assistance, or warranty claims, please contact our dedicated customer support team:

- **Email:** support@iplremoval.com
- **Availability:** 24/7 Quick Reply

Each item has a unique code that we verify before shipping, ensuring product authenticity and quality.

© 2025 TAKSOME. All rights reserved.