

ORDRO G801

ORDRO G801 64MP 4K Digital Camera User Manual

INTRODUCTION

This manual provides essential information for the safe and effective operation of your ORDRO G801 64MP 4K Digital Camera. Please read this manual thoroughly before using the camera and keep it for future reference.

WHAT'S INCLUDED

Verify that all items listed below are present in your package:



Image: The ORDRO G801 camera package contents, showing the G700 camera body, two batteries, a 64GB SD card, a lens cap, a lanyard, a Type-C USB cable, and the user manual.

- ORDRO G801 Digital Camera (also referred to as G700 in some materials)
- Rechargeable Batteries (x2)
- 64GB SD Card
- Lens Cap
- Lanyard / Wrist Strap
- Type-C USB Cable
- User Manual (this document)

SETUP

1. Charging the Battery

Insert the provided rechargeable battery into the camera or use the external charger. Ensure the battery is fully charged before first use. A full charge typically takes approximately 2-3 hours.

2. Inserting the SD Card

Locate the SD card slot on the camera body. Insert the 64GB SD card with the metal contacts facing the correct direction until it clicks into place. Ensure the camera is powered off before inserting or removing the SD card.

3. Attaching the Lanyard/Strap

Attach the lanyard or wrist strap to the designated strap lugs on the camera body. This helps prevent accidental drops and provides security during use.



Image: A person's hands attaching the camera strap to the ORDRO G801 digital camera, which is resting on a concrete surface.

BASIC OPERATION

1. Powering On/Off

Press and hold the Power button (usually located on the top or side of the camera) to turn the camera on or off.

2. Using the Flip Screen

The camera features a 3-inch IPS HD touchscreen that can flip 180 to 270 degrees. This is ideal for vlogging, selfies, or shooting from various angles.

12X OPTICAL ZOOM CAMERA

Plus 30X DIGITAL ZOOM. ZOOM IN and OUT FREELY



Image: The ORDRO G801 camera demonstrating its 3-inch foldable screen, showing it can rotate 270 degrees and flip 180 degrees for versatile shooting.

Easier Operation

3.0-inch Foldable Screen

Shoot Gorgeous Photos and Videos Even Alone!



Image: The ORDRO G801 camera held in hands, with the 3-inch flip screen extended and displaying a live view, ready for use.

3. Navigating Menus

Use the directional buttons and the 'OK' button to navigate through the camera's menu options. The touchscreen also allows for direct selection.

Your browser does not support the video tag. Video: A demonstration of navigating the menu on the ORDRO G801 digital camera's flip screen, showing various settings like resolution, quality, white balance, and Wi-Fi options.

4. Selecting Shooting Modes

Rotate the mode dial (typically on the top of the camera) to select your desired shooting mode. Available

modes include AUTO, Programmed Auto Exposure (P), Aperture Priority (AV), Shutter Priority (TV), Manual (M), Scene Mode (SCN), and Filter (CA).



Image: The ORDRO G801 camera showing its mode dial, with a visual guide to different photo modes such as AUTO, P, AV, TV, M, SCN, and CA (Filter).



Image: A collage of images demonstrating the effect of various filter modes available on the ORDRO G801 camera, applied to portraits and landscapes.

ADVANCED FEATURES

1. Zoom Functionality

The camera features 12X optical zoom and 30X digital zoom. Use the zoom lever (typically around the shutter button) to adjust the focal length. Optical zoom maintains image quality, while digital zoom magnifies the image electronically.



Image: The ORDRO G801 camera illustrating its 12X optical zoom capability, with comparative images showing the view at 1X, 6X, and 12X zoom levels.

Use Filter Mode to Capture rich and Colorful Moment!




Image: The ORDRO G801 camera highlighting its 12X optical zoom and 30X digital zoom, with two images demonstrating the difference between a wide shot and a zoomed-in shot of a building.

2. Flash and Hot Shoe

The built-in flash provides illumination in low-light conditions. To activate, typically press a button or slide a switch. The camera also features a hot shoe for attaching external flash units or other accessories.




Image: The ORDRO G801 camera illustrating its built-in flash in both retracted and popped-up positions, alongside a diagram of its standard hot shoe for accessories.

3. Autofocus and Manual Focus

The camera supports both autofocus (AF) and manual focus (MF). In AF mode, the camera automatically detects and focuses on subjects, including face detection. In MF mode, you can manually adjust the focus for precise control.

Specification

Lens	Optical Zoom Lens F. 2.8-3.1 f=4.9-59mm	AF Auto Focus/Manual Focus	Support
Optical Zoom Plus Digital Zoom	12X/ 30X	High Definition Interface	HDMI Output Interface
Image Sensor	SONY IMX415 CMOS	Exposure	-3.0 EV--+3 EV
Photo Resolution	64M(9200*6900) /32M(6480*4860)/16M(4608*3456)/8M(3264*2448)	Photo Mode	Manual Exposure/Filter Mode/Intelligent Scene/Continuous Mode/Scene Mode/Programme /Shutter Priority/Aperture Priority
Video Resolution	UHD(4K):2880*2160(24fps) QHD(2K): 2560*1440(30fps) FHD(1080P): 1920*1080(30fps/60fps) HD(720P): 1280*720(60fps)	Storage	SD Card Up to 256GB (Includes 64GB SD Card only)
Video/Photo Format	MP4/JPGM	White Balance	Auto/Sunny/Cloudy/Incandescent/Influorescent
Timed Shooting(Self-Timer)	Support (Built-in 3 inch Flippable Screen for battery angle to selfie)	Photo Sensibility	Auto/ISO100/ISO200/ISO400/ISO600/ISO800/ISO1600/ISO3200/ISO6400
Flash	Support	External Mic	Support

Image: A screenshot from the ORDRO G801 camera's display during 4K video recording, showing green boxes indicating active face focus on multiple subjects.

4. Wi-Fi Connectivity

Enable Wi-Fi in the camera settings to connect to your smartphone via a companion app. This allows for seamless transfer of images and videos, and remote control of the camera.

5. Webcam and Live Streaming

Connect the camera to a PC via the USB cable and select 'PC Mode' to use it as a webcam for video calls or live streaming.



Image: The ORDRO G801 camera shown in two scenarios: connected to a laptop for use as a webcam during a video call, and connected to a television via HDMI for direct playback.

6. Video Recording

The camera supports 4K video recording. Select video mode and press the shutter button to start/stop recording. Ensure sufficient SD card space for 4K video files.



Image: The ORDR0 G801 camera's view during 4K video recording, showing a person walking through a vibrant field of flowers.

MAINTENANCE

1. Cleaning the Camera

Use a soft, lint-free cloth to clean the camera body. For the lens, use a specialized lens cleaning cloth and solution. Avoid harsh chemicals or abrasive materials.

2. Battery Care

Store batteries in a cool, dry place. If not using the camera for an extended period, remove the batteries. Recharge batteries regularly to maintain their lifespan.

3. SD Card Management

Regularly back up your photos and videos from the SD card to a computer or external storage. Format the SD card periodically within the camera to ensure optimal performance.

TROUBLESHOOTING

Camera Not Powering On

- Ensure the battery is fully charged and correctly inserted.
- Try using the second provided battery.
- Check the power button for any obstructions.

Blurry Photos

- Verify that the lens is clean.
- Ensure proper focus mode (Autofocus or Manual Focus) is selected.
- Use the anti-shake function or a tripod in low light conditions.
- Check shutter speed settings; a faster shutter speed can reduce blur from camera shake or subject movement.

Wi-Fi Connection Issues

- Ensure Wi-Fi is enabled in the camera's settings.
- Restart both the camera and your smartphone/device.
- Confirm you are using the correct companion app and password.

SD Card Error

- Ensure the SD card is inserted correctly.
- Try formatting the SD card (this will erase all data, so back up first).
- Test with a different compatible SD card.

SPECIFICATIONS

Below are the technical specifications for the ORDRO G801 Digital Camera:




Image: An overview graphic highlighting key features of the ORDRO G700 (G801) 4K Digital Camera, such as 64MP resolution, auto and manual focus, flash, zoom capabilities, flip screen, and connectivity options.

Feature	Detail
Brand	ORDRO
Model Name	G800
Model Number	G801
Photo Sensor Resolution	64 MP
Video Resolution	4K (2160p)
Optical Zoom	12x
Digital Zoom	30x
Screen Size	3 Inches (Articulating LCD)
Connectivity Technology	Wi-Fi, Bluetooth, USB, HDMI
Image Stabilization	Digital
Focus Features	Autofocus (Face Detection), Manual Focus
Flash	Built-In, Hot Shoe Mount
Memory Storage	64 GB SD Card (Included), Supports up to 256GB
Battery Type	Lithium Ion (2 included)
Weight (Battery)	19 Grams
Water Resistance Level	Not Water Resistant

WARRANTY AND SUPPORT

For warranty information and technical support, please refer to the contact details provided on the product packaging or the official ORDRO website. Keep your purchase receipt as proof of purchase for warranty claims.