

[Manuals.plus](#) /

> [CINCOM](#) /

> CINCOM Leg Massager for Circulation and Pain Relief, Air Compression 3 in 1 Leg Massager for Foot Calf & Thigh, Leg Compression Boots for Recovery, Edema, RLS Relief

CINCOM CM-105A

CINCOM Leg Massager Instruction Manual

Model: CM-105A

1. INTRODUCTION

The CINCOM Leg Massager is designed to provide comprehensive air compression massage for your feet, calves, and thighs. Utilizing advanced sequential air pressure technology and 12+12 airbags, this 3-in-1 massager aims to enhance blood circulation, alleviate symptoms of RLS (Restless Legs Syndrome) and edema, and promote faster leg recovery. Its intelligent sensor system dynamically adjusts pressure to accommodate various leg sizes, ensuring optimal comfort and safety during each session.

2. PRODUCT COMPONENTS

Your CINCOM Leg Massager package includes the following items:

- Massage Wraps (with air hose)
- Portable Storage Bag
- Handheld Controller
- Power Adapter
- Quick Guide
- User Manual



CINCOM Provides

- | | |
|----------------------------------|------------------|
| 1. Massage Warps (with air hose) | 4. Power Adapter |
| 2. Portable Storage Bag | 5. Quick Guide |
| 3. Handheld Controller | 6. User Manual |

Figure 2.1: All components included with the CINCOM Leg Massager.

3. SAFETY INFORMATION

Please read all instructions carefully before using the CINCOM Leg Massager. Keep this manual for future reference.

- Consult your physician before using this device if you have any pre-existing medical conditions, especially those related to circulation, blood clots, or skin sensitivities.
- Do not use the device in or near water.
- Keep the device away from heat sources and direct sunlight.
- Do not use if the power cord or plug is damaged.
- Statements regarding dietary supplements have not been evaluated by the FDA and are not

intended to diagnose, treat, cure, or prevent any disease or health condition.

- This device is for personal, non-medical use only.

4. SETUP AND ASSEMBLY

Follow these steps to set up your CINCOM Leg Massager:

1. **Unpack Components:** Carefully remove all items from the packaging.
2. **Identify Left and Right Wraps:** The leg wraps are marked with 'L' for left and 'R' for right to ensure correct placement.
3. **Put on Leg Wraps:** Sit comfortably. Slide your feet into the foot sections of the wraps. The wraps feature a convenient zipper design for easy application, eliminating the need for multiple Velcro adjustments. Ensure the wraps fit snugly but comfortably around your feet, calves, and thighs. The built-in pressure sensor adapts to various leg sizes.
4. **Connect Hoses:** Connect the air hoses from the leg wraps to the corresponding ports on the handheld controller. Ensure a secure connection.
5. **Connect Power Adapter:** Plug the power adapter into the handheld controller, then plug the adapter into a standard electrical outlet.



Figure 4.1: Overview of the CINCOM Leg Massager components ready for setup.

Fit Most Sizes

Built-in pressure sensor,
fit most sizes

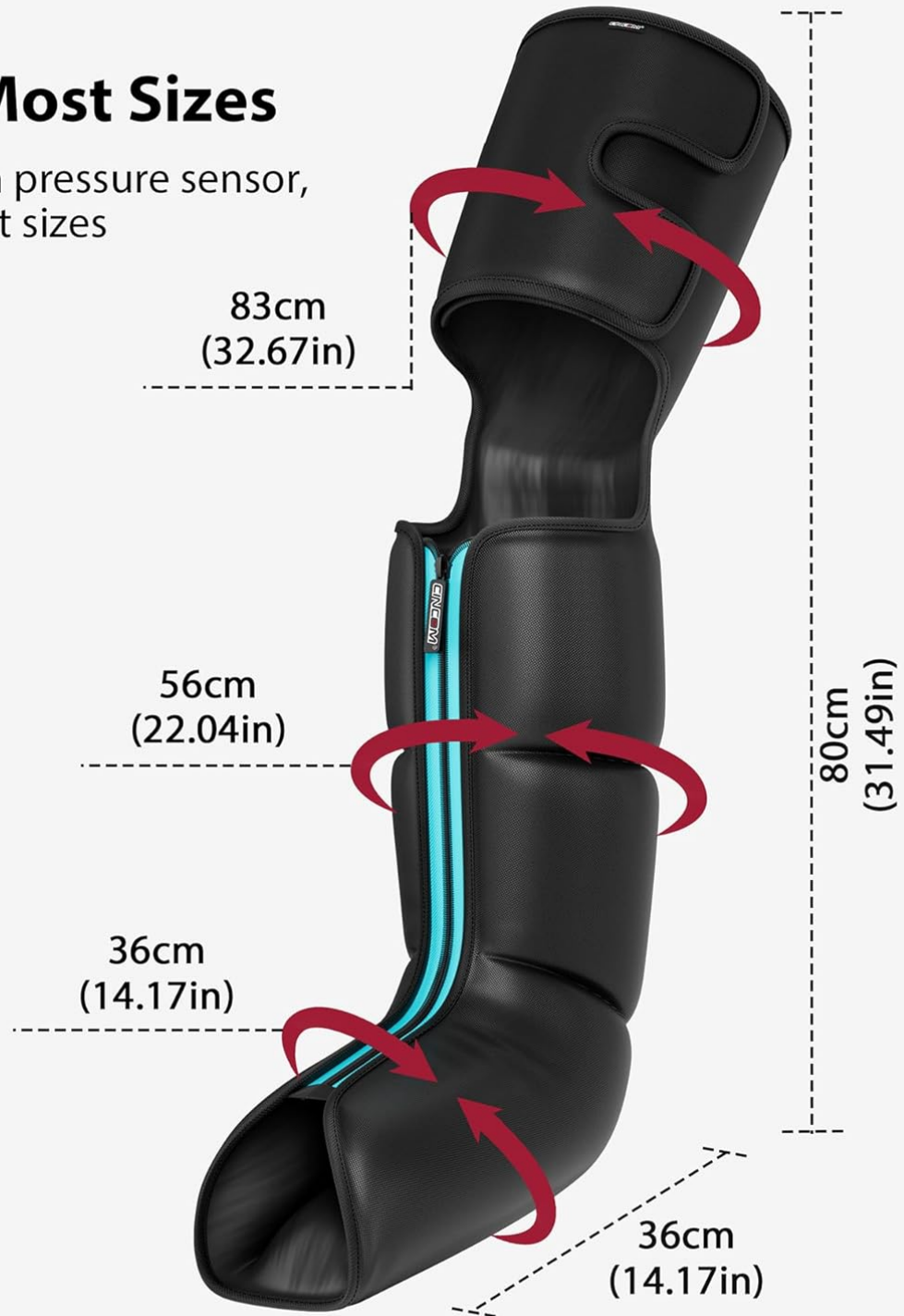


Figure 4.2: The leg wraps are designed to fit most sizes with a built-in pressure sensor.



Zipper Design
More convenient to use, no
need to deal with numerous
Velcro closures

Figure 4.3: The zipper design simplifies putting on and taking off the wraps.

5. OPERATING INSTRUCTIONS

The CINCOM Leg Massager offers customizable massage experiences through its LCD handheld controller. This controller allows you to select modes, adjust intensity, and set a timer for your session.

Controller Functions:

- **Power Button:** Turns the device On/Off.
- **Mode Button (M):** Cycles through 3 massage modes:

- **Sequential Mode:** Airbags inflate and deflate in sequence from feet to calves to thighs.
 - **Circulation Mode:** Airbags inflate and deflate to promote overall circulation.
 - **Combination Mode:** Combines sequential and circulation patterns for a comprehensive massage.
- **Intensity Button:** Adjusts the air pressure intensity through 3 levels: Min, Mid, Max.
 - **Timer Button:** Sets the massage duration to 20, 25, or 30 minutes. The device will automatically shut down after the selected time to prevent overuse.



Customized Full Legs Relaxation

3 Intensities & 3 Massage Modes



Mode:

Sequence / Circulation
/ Combination



Intensity:

Min / Mid / Max



Timer:

20 / 25 / 30 Mins



Power:

On / Off

Figure 5.1: The LCD handheld controller provides easy customization of your massage.

Air Compression Technology

Ultimate relief, recovery, and relaxation with
Air Compression Massage



Feet



Ankles



Legs



Thighs




Figure 5.2: Air compression technology provides ultimate relief and recovery.

3 Intensity Levels

Patients with leg conditions should use under doctor's guidance




Figure 5.3: Choose from 3 intensity levels based on your preference and needs.



Auto Shut Down

Use with peace of mind while sleeping



Figure 5.4: The smart timer offers adjustable massage durations for convenience and safety.

6. MAINTENANCE AND CARE

Proper maintenance ensures the longevity and hygiene of your CINCOM Leg Massager:

- **Cleaning:** The leg wraps are crafted from breathable and waterproof TBP fabric, making them easy to clean. Wipe the surface with a damp cloth and mild detergent. Do not immerse the wraps or controller in water.
- **Storage:** After use, disconnect the power adapter and hoses. Fold the leg wraps neatly and store all

components in the provided portable storage bag in a cool, dry place away from direct sunlight.

7. TROUBLESHOOTING

If you encounter any issues with your CINCOM Leg Massager, please refer to the following common solutions:

- **Device Not Turning On:** Ensure the power adapter is securely plugged into both the controller and a working electrical outlet.
- **No Air Compression:** Check that all air hoses are firmly connected to the leg wraps and the controller. Ensure the wraps are properly zipped and sealed.
- **Weak Compression:** Verify that the intensity level is set to your desired strength (Mid or Max). Ensure the wraps are snug on your legs.
- **Unusual Noise:** A slight humming sound from the air pump is normal. If you hear any loud or unusual noises, discontinue use and contact customer support.

If the problem persists, please contact CINCOM customer service for further assistance.

8. SPECIFICATIONS

Feature	Detail
Product Dimensions	7.48 x 9.84 x 16.14 inches
Item Model Number	CM-105A
Item Weight	6.04 Pounds (2.74 Kilograms)
Manufacturer	CINCOM
Power Source	Corded Electric
Material	Breathable TBP Fabric
Use For	Legs (Foot, Calf, Thigh)

9. WARRANTY AND SUPPORT

For any product inquiries, technical support, or warranty claims, please contact CINCOM customer service. While specific warranty details are not provided in this manual, CINCOM is committed to customer satisfaction and will assist with any issues you may encounter.

Please retain your purchase receipt as proof of purchase for any warranty-related services.